

[Compact Living]

Enjoy the small spaces

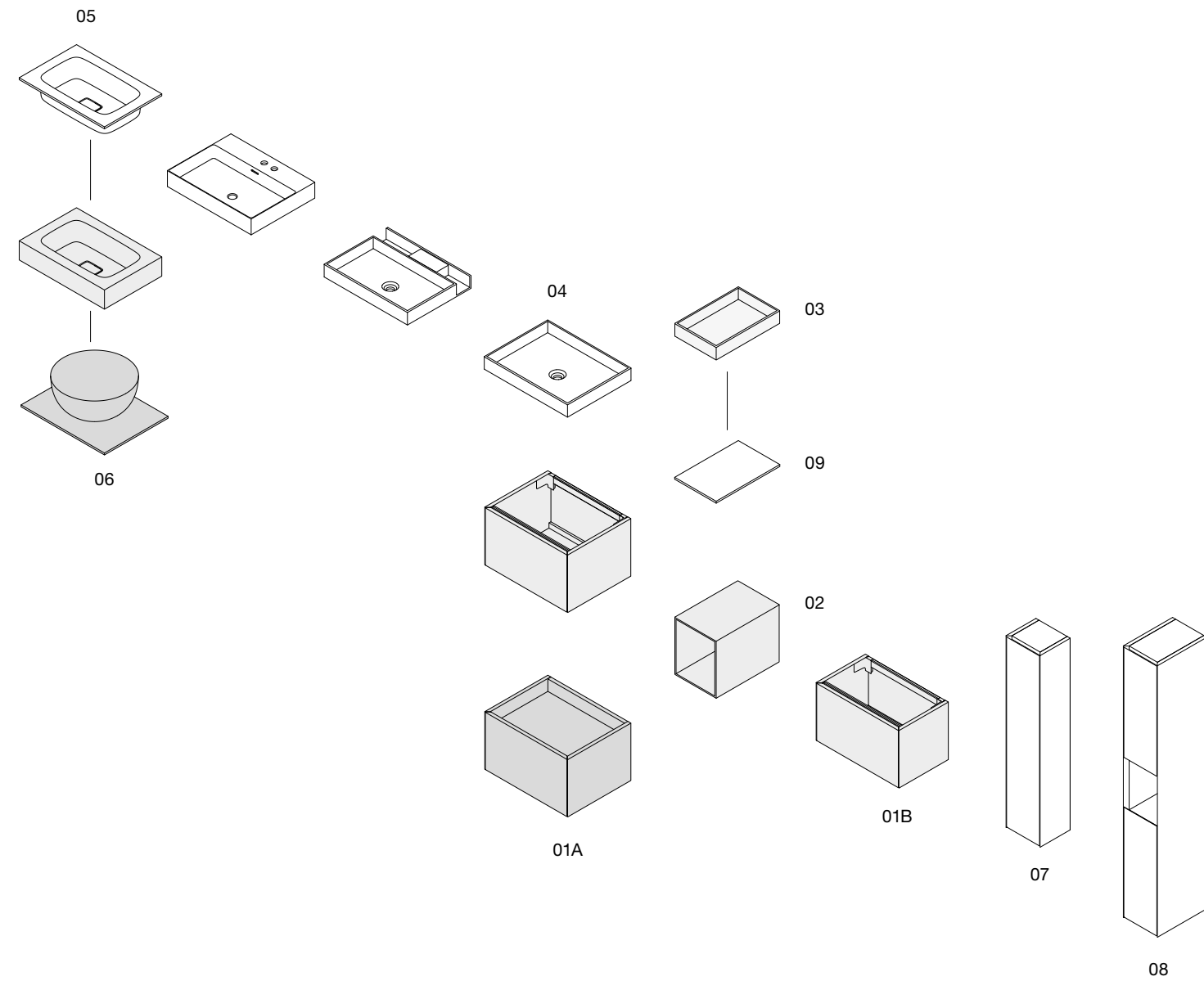
Indice

Index

23	<u>Mobili Units</u>
24	<u>Basi H 24-36-48 cm</u> Units H 24-36-48 cm
33	<u>Base vassoio</u> Units with tray
34	<u>Basi a giorno</u> Open elements
37	<u>Pensili e colonne</u> Wall elements and Wall cabinets
41	<u>Lavabi Washbasins</u>
42	<u>Lavabi Compact Living</u> Compact Living Washbasin
70	<u>Lavabi in appoggio</u> Over counter washbasins
81	<u>Top Top</u>
82	<u>Top P= 36 cm</u> P= 36 cm top
88	<u>Top e top integrati P= 46 cm</u> Top and integrated Top P= 46 cm
116	<u>Top e top integrati P= 52 cm</u> Top and integrated Top P= 52 cm
149	<u>Specchiere Mirrors</u>
150	<u>Specchiere Compact Living</u> Compact Living Mirrors
154	<u>Specchiere</u> Mirrors
164	<u>Specchiere contenitive</u> Mirror cabinets
167	<u>Illuminazione Lighting</u>
168	<u>Illuminazione a sospensione</u> Suspended lighting
170	<u>Illuminazione a parete</u> Wall hung lighting
173	<u>Illuminazione per specchiera</u> Lighting for mirror
177	<u>Miscelatori Faucets</u>
178	<u>Miscelatori Drop</u> Drop faucets
183	<u>Miscelatori</u> Faucets
184	<u>Miscelatori Mae</u> Mae faucets
209	<u>Pilette e sifoni</u> Drains and siphons
211	<u>Accessori Accessories</u>
212	<u>Accessori</u> Accessories
216	<u>Accessori Stone</u> Stone accessories
220	<u>Accessori Moon</u> Moon accessories
225	<u>Accessori Minimal</u> Minimal accessories
227	<u>Accessori gel</u> Gel accessories
228	<u>Sgabelli e panche</u> Stools and benches
229	<u>Kit allestimento</u> Styling kit
231	<u>Composizioni a catalogo</u> Catalogue compositions

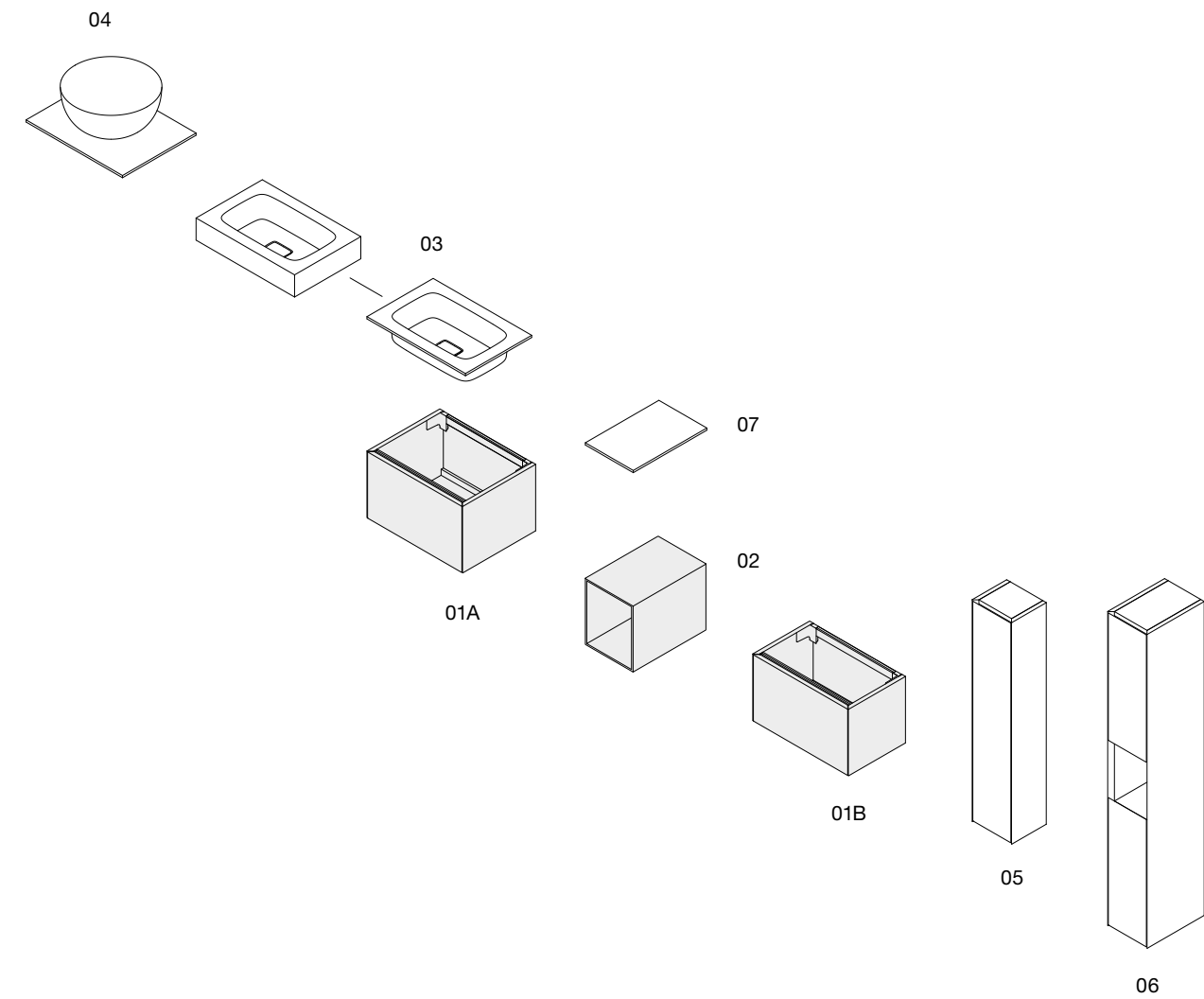
Profondità basi

Units depth | Profondeur des éléments | Unterschranktiefe | Profundidad cajoneras



P= 46 cm

- 01A [Basi | Units — P= 46 cm](#)
- 01B [Basi | Units — P= 36 cm](#)
- 02 [Vani a giorno | Open elements](#)
- 03 [Vaschette | Trays](#)
- 04 [Lavabi Compact Living | Compact Living washbasins](#)
- 05 [Top con lavabo integrato | Top with integrated washbasin](#)
- 06 [Lavabi in appoggio | Over counter washbasins](#)
- 07 [Pensili | Wall units — P= 22 cm](#)
- 08 [Colonne | Wall cabinets — P= 36 cm](#)
- 09 [Top](#)



P= 52 cm

- 01A [Basi | Units — P= 52 cm](#)
- 01B [Basi | Units — P= 36 cm](#)
- 02 [Vani a giorno | Open elements](#)
- 03 [Vaschette | Trays](#)
- 04 [Lavabi Compact Living | Compact Living washbasins](#)
- 05 [Top con lavabo integrato | Top with integrated washbasin](#)
- 06 [Lavabi in appoggio | Over counter washbasins](#)
- 07 [Pensili | Wall units — P= 22 cm](#)
- 08 [Colonne | Wall cabinets — P= 36 cm](#)
- 09 [Top](#)

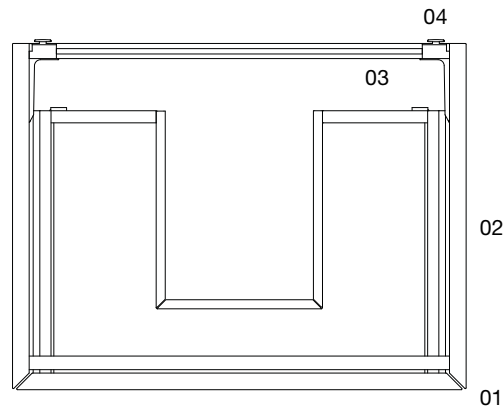
Mobili

Units | Meubles | Möbel | Mobiliario

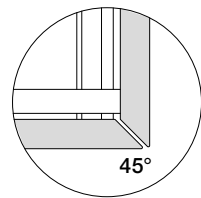
Struttura base | Carcase unit | Structure caisson | Basiskorpus | Estructura cajonera

Base lavabo | Sink unit

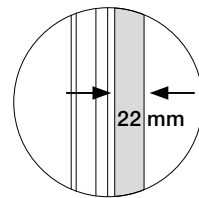
Cassetto con scanso sifone | Drawer with cut for siphon | Tiroir avec découpe pour siphon | Schublade mit Siphonausschnitt | Cajón con corte para sifón



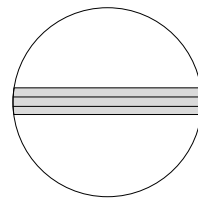
* Cassetto con interno spigato | Drawer with tweed coated internal | Tiroir avec intérieur en tweed | Schublade mit innere aus Köper Melamin | Cajón interno de preacabados sarga



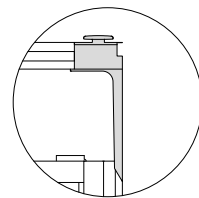
01
Struttura 45°
45°structure
Structure 45°
Struktur 45°
Estructura 45°



02
Spessore scocca 22mm
Carcase thickness 22mm
Épaisseur caisson 22mm
Wandstärke 22mm
Espesor estructura 22mm



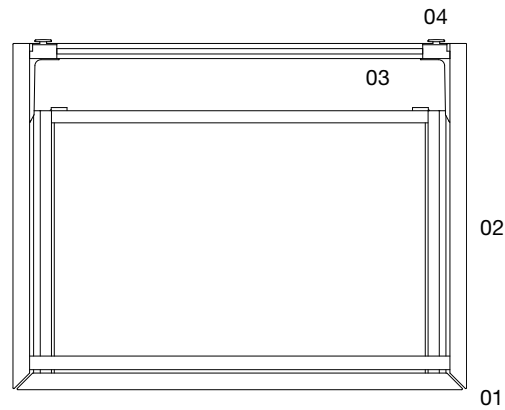
03
Profili di unione in alluminio
Aluminum joining profiles
Profils de jonction en aluminium
Verbindungsprofile aus Aluminium
Perfiles de unión de aluminio



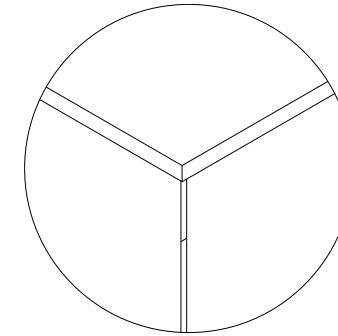
04
Attaccaglie antiganciamento
Anti-release hangers Cintres
anti-largage
Aushängen gesichert
Montajes de pared antidesenganche

Base | Unit

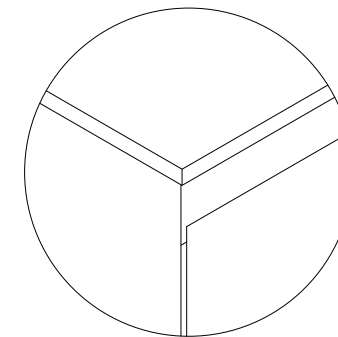
Cassetto senza scanso sifone | Drawer without cut for siphon | Tiroir sans découpe pour siphon | Schublade ohne Siphonausschnitt | Cajón sin corte para sifón



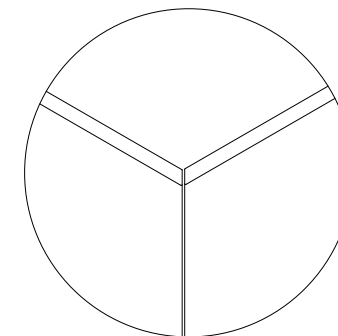
Aperture | Opening system | Systeme d'ouverture | Öffnungssystem | Sistema de apertura



Push pull
Push-pull
Touche-lache
Push-pull
Push-pull



Con gola
Grip recess
Avec gorge
Griffnut
Con ranura



Pull

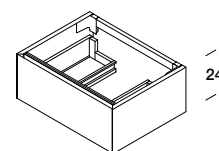
Nel laccato e nell'argilla la gola è sempre nella stessa finitura e in tinta, mentre nel Rovere Bruno è disponibile in laccato Moka della stessa nuance | In the lacquered and clay finish the grip recess is always in the same finish and color. In the Rovere Bruno finish it is available in Moka lacquered in the same nuance | Dans le laqué et dans l'argile, la gorge est toujours dans la même finition et la même couleur. Dans la finition Rovere Bruno elle est disponible en laqué Moka dans la même couleur | Griffnut für lackierte und Lehm Oberflächen: gleiche Oberfläche. Griffnut für Rovere Bruno Oberflächen: Moka lackiert - gleicher Ton | Ranura para acabados lacado mate y arcilla: mismo acabado. Ranura para acabado Rovere Bruno: lacado Moka - mismo tono

Elementi della collezione

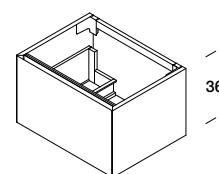
Collection's elements | Éléments de la collection | Elemente der Kollektion | Elementos de la colección

Basi | Units | Élément | Unterschrank | Cajoneras

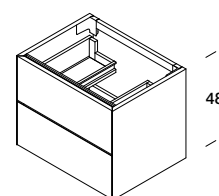
Base lavabo Sink Unit



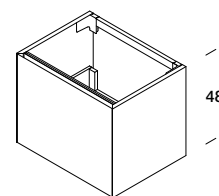
L 60-70-80-90-100-120
P 36-46-52



L 60-70-80-90-100-120
P 36-46-52

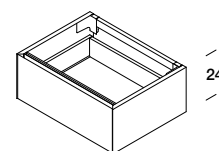


L 60-70-80-90-100-120
P 36-46-52

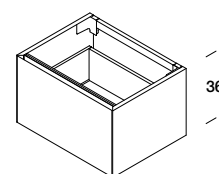


L 60-70-80-90-100-120
P 36-46-52

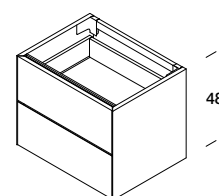
Base Unit



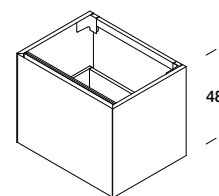
L 30-40-60-70-80-90-100-120
P 36-46-52



L 30-40-60-70-80-90-100-120
P 36-46-52

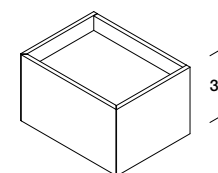


L 30-40-60-70-80-90-100-120
P 36-46-52



L 30-40-60-70-80-90-100-120
P 36-46-52

Base vassoio | Units with tray | Élément avec top contenant | Unterschrank mit Ablage | Cajonera con bandeja



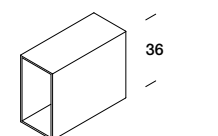
L 60-70-80-90-100-120
P 46

Basi a giorno | Open elements | Élément ouverts | Offenes Element | Elementos abiertos

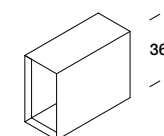
Corian®

Prefinito, Laccato opaco, Argilla
Wood effect, Matt lacquered, Clay

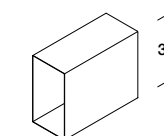
Lamiera
Metal



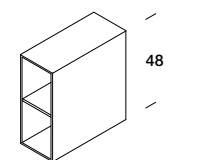
L 20-30
P 46-52



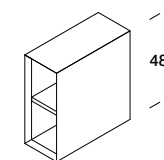
L 20-30
P 46-52



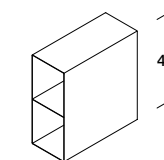
L 20-30
P 46-52



L 20-30
P 46-52



L 20-30
P 46-52



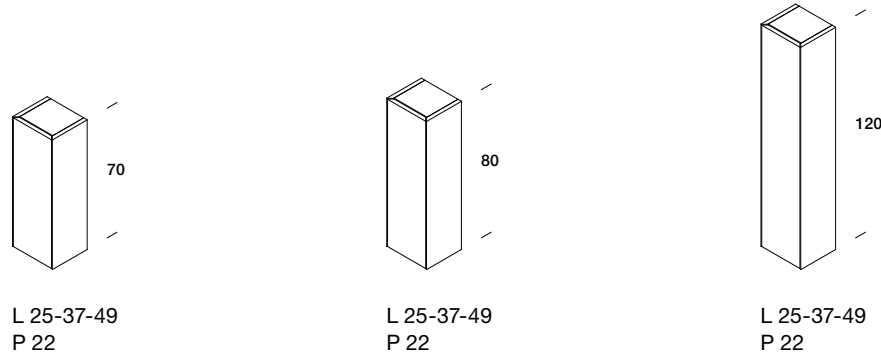
L 20-30
P 46-52

Elementi della collezione

Collection's elements | Éléments de la collection | Elemente der Kollektion | Elementos de la colección

Pensili | Wall elements | Meubles hauts | Oberschrank | Mueble colgante

Prefinito, Laccato opaco, Argilla
Wood effect, Matt lacquered, Clay



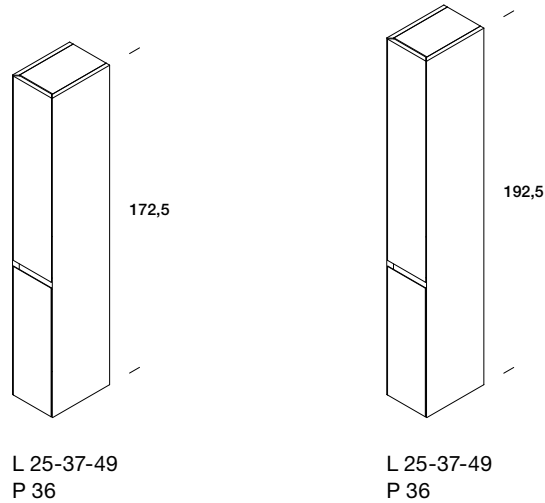
L 25-37-49
P 22

L 25-37-49
P 22

L 25-37-49
P 22

Colonne | Wall cabinets | Meubles hauts | Hochschrank | Columna

Prefinito, Laccato opaco, Argilla | Wood effect, Matt lacquered, Clay

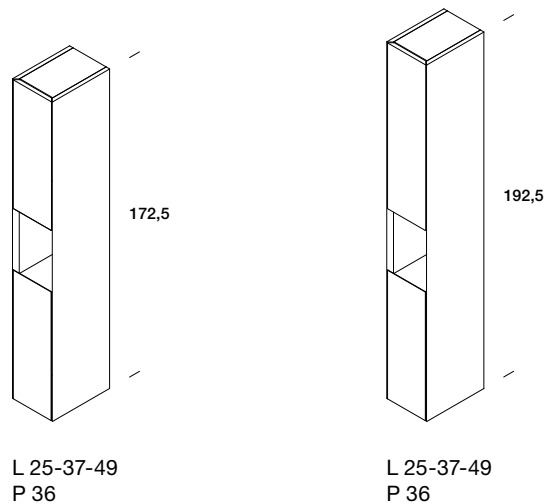


L 25-37-49
P 36

L 25-37-49
P 36

Colonne con vano a giorno | Wall cabinets with open element | Meubles hauts avec élément ouvert | Hochschrank mit Offene Fach | Columna con elemento abierto

Prefinito, Laccato opaco, Argilla | Wood effect, Matt lacquered, Clay

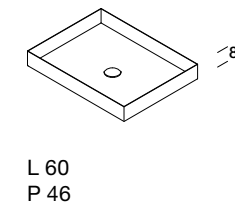


L 25-37-49
P 36

L 25-37-49
P 36

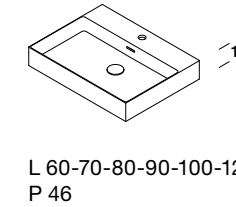
Lavabi | Basins | Vasques | Waschbecken | Lavabos

– Wall.E
lamiera | metal



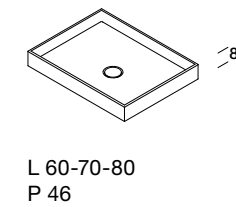
L 60
P 46

– KB
Korakril Blend

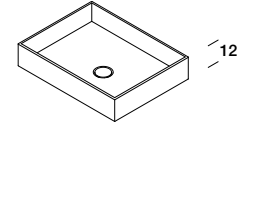


L 60-70-80-90-100-120
P 46

– Eve
Corian®

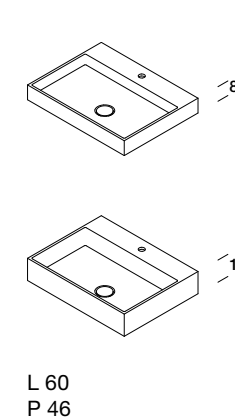


L 60-70-80
P 46

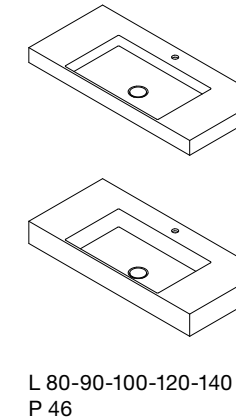


Lavabo con piano | Basins | Vasques | Waschbecken | Lavabos

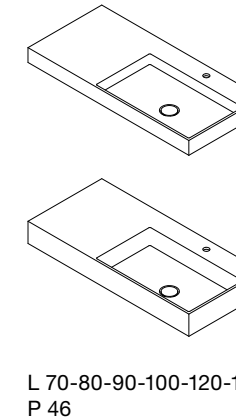
Corian®



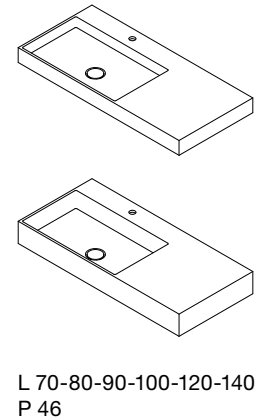
L 60
P 46



L 80-90-100-120-140
P 46



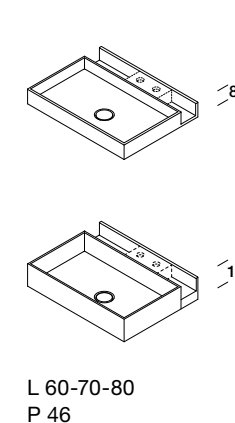
L 70-80-90-100-120-140
P 46



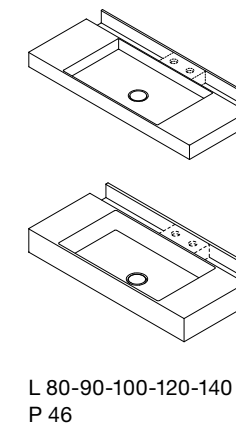
L 70-80-90-100-120-140
P 46

Lavabi con organizer | Basin with organizer | Vasque avec organisateur | Waschbecken mit Organizer | Lavabos con organizador

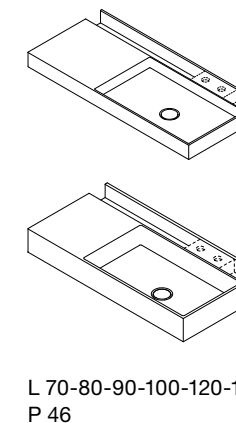
Corian®



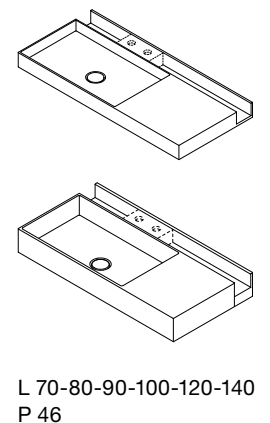
L 60-70-80
P 46



L 80-90-100-120-140
P 46



L 70-80-90-100-120-140
P 46



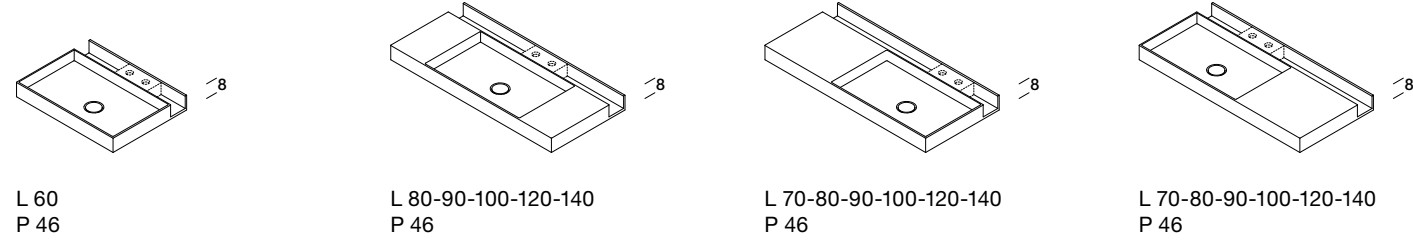
L 70-80-90-100-120-140
P 46

Elementi della collezione

Collection's elements | Éléments de la collection | Elemente der Kollektion | Elementos de la colección

Lavabi con organizer | Basin with organizer | Vasque avec organisateur | Waschbecken mit Organizer | Lavabos con organizador

Korakril Blend



L 60
P 46

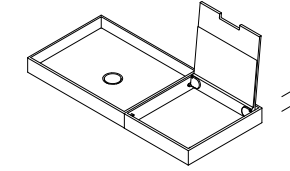
L 80-90-100-120-140
P 46

L 70-80-90-100-120-140
P 46

L 70-80-90-100-120-140
P 46

Lavabo con consolle trucco | Basin with make-up desk | Vasque avec console de maquillage | Waschbecken mit Make-up-Konsole | Lavabo con consola maquillaje

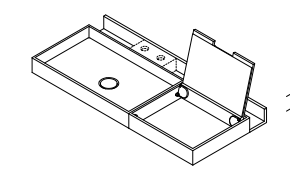
Corian®



L 100-120
P 46

Lavabo con organizer e consolle trucco | Basin with make-up desk and organizer | Vasque avec console de maquillage et organisateur | Waschbecken mit Make-up-Konsole und Organizer | Lavabo con consola maquillaje y organizador

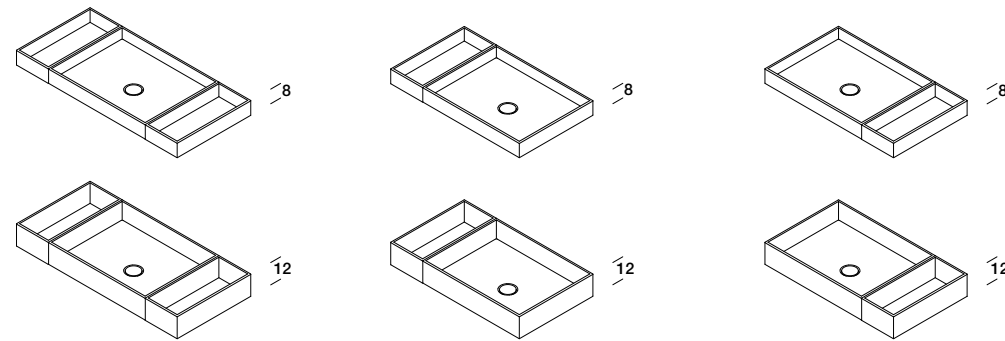
Corian®



L 100-120
P 46

Lavabi con vaschette | Basin with trays | Vasque avec bacs | Waschbecken mit Tablett | Lavabos con bandejas

Corian®



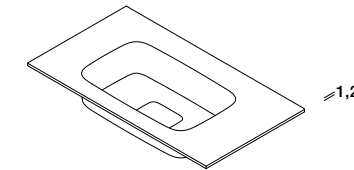
L 100-120
P 46

L 80-90-100
P 46

L 80-90-100
P 46

Savon

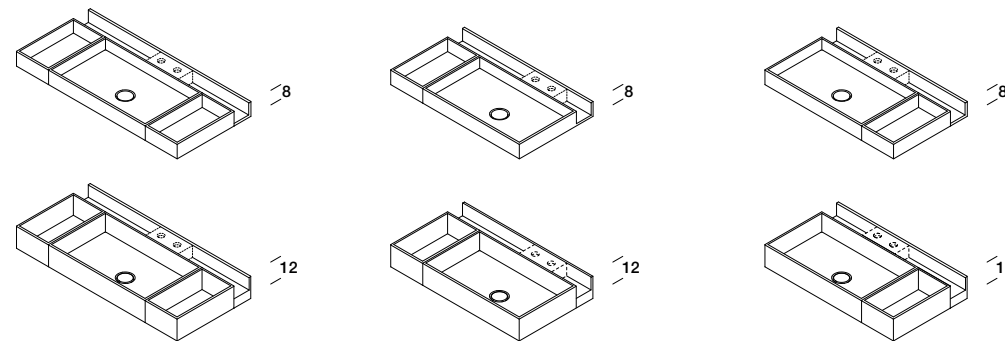
Shark e Korakril



L 60-70-80-90-100-120-140
P 46

Lavabi con vaschette e organizer | Basin with trays and organizer | Vasque avec bacs et organisateur | Waschbecken mit Tablett und Organizer | Lavabos con bandejas y organizador

Corian®



L 100-120
P 46

L 80-90-100
P 46

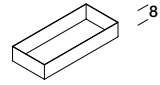
L 80-90-100
P 46

Elementi della collezione

Collection's elements | Éléments de la collection | Elemente der Kollektion | Elementos de la colección

Vaschette | Trays | Bacs | Tabletten | Bandejas

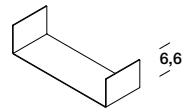
Lamiera
Metal



L 20-30
P 46

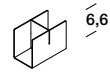
Accessori per organizer | Organizer accessories | Accessoires pour organisateur | Zubehören für Organizer | Accesorios para organizador

Divisorio | Divider | Diviseur |
Teiler | Separador



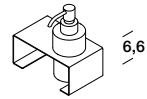
L 25 P 9

Portaspazzolini | Toothbrush
holder | Porte brosse à dents |
Zahnbürsterhalter | Portacepillos



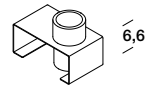
L 5 P 9

Supporto con dispenser | Dispenser
support | Support distributeur |
Dispenserhalter | Soporte con
dosificador de jabón



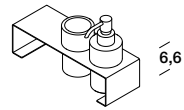
L 15 P 9

Supporto con bicchiere | Glass
support | Support avec verre |
Zahnbrusterhalter | Soporte
con vaso



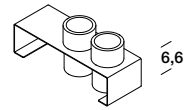
L 15 P 9

Supporto con bicchiere e dispenser |
Glass and dispenser support |
Support distributeur et verre |
Dispenserhalter und Glashalter |
Soporte con dosificador de jabón
y vaso



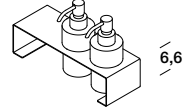
L 25 P 9

Supporto con doppio bicchiere |
Double glass support | Support
avec double verre | Doppel-
Zahnbrusterhalter | Soporte con
dos vasos



L 25 P 9

Supporto con doppio dispenser |
Double dispenser support |
Support avec double distributeur |
Doppel Dispenserhalter | Soporte
con 2 dosificadores de jabón



L 25 P 9

Dispenser | Dispenser |
Distributeur | Seifenspender |
Dosificador de jabón



Ø 6

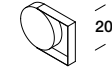
Portaspazzolini | Toothbrush
holder | Porte brosse à dents |
Zahnbürsterhalter | Portacepillos



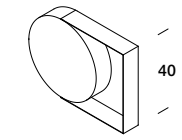
Ø 6

Specchiere | Mirrors | Miroirs | Spiegeln | Espejos

Pois

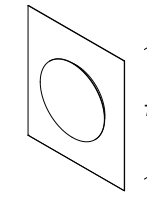


L 30 P 10



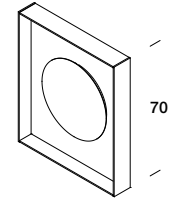
L 59 P 10

Inside.2



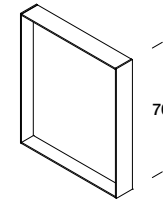
L 60 P 5

Inside



L 60 P 10

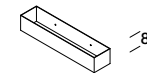
Carrè



L 60 P 10

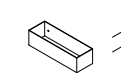
Accessori | Accessories | Accessoires | Zubehören | Accesorios

Portasalviette
Towel rail



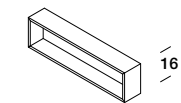
L 46 P 10

Vaschetta a muro |
Wall holder shelf



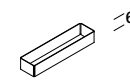
L 30 P 10

Contenitore portaoggetti |
Wall holder shelf

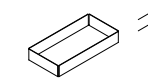


L 60 P 10

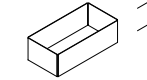
Divisori interno cassetto | Dividing elements for drawers | Élément de séparation pour tiroirs | Trennelemente für Schubladen | Separadores para cajones



L 38 P 9



L 38 P 19



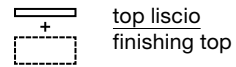
L 38 P 19

Legenda

Legend | Légende | Legende | Leyenda

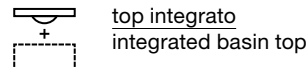
Mobili | Units

Basi | Cabinet

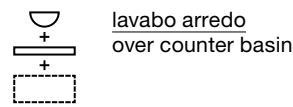


top liscio
finishing top

Basi lavabo | Built-in sink unit

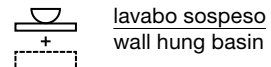


top integrato
integrated basin top



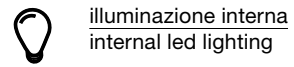
lavabo arredo
over counter basin

Basi vassoio | Unit with tray



lavabo sospeso
wall hung basin

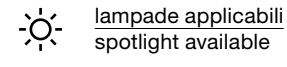
Maggiorazioni per basi | Surcharge for units



illuminazione interna
internal led lighting

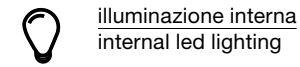
Specchiere | Mirrors

Illuminazione | Lighting

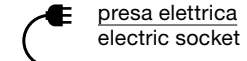


lampade applicabili
spotlight available

Accessori | Accessories



illuminazione interna
internal led lighting



presa elettrica
electric socket

Top con lavabo integrato | Integrated washbasin top

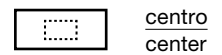
Posizionamento lavabo | Washbasin position



sinistra
left



destra
right



centro
center



doppio
double

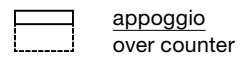
Generale | General

Su misura | Bespoke

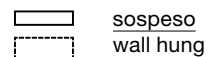


Lavabi | Washbasins

Abbinabilità | Combination

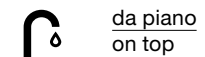


appoggio
over counter

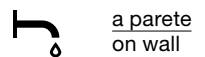


sospeso
wall hung

Rubinetteria | Faucet

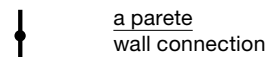


da piano
on top



a parete
on wall

Scarico | Drain




a parete
wall connection

Materiali e finiture mobili e vani a giorno

Units and open elements materials and finishes | Matériaux et finitions meubles et éléments ouverts | Materialien und Farben für Möbel und offene Elemente | Materiales y acabados para muebles y elementos abiertos

Laccato opaco | Matt lacquered



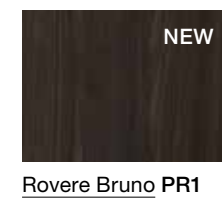
Argilla | Clay




Lamiera | Metal



Prefinito | Wood effect



Corian® (Matt)



Materiali top e lavabi

Tops and washbasins materials | Matériaux pour plans et vasques | Materialien für Top und Washbecken | Materiales para encimeras y lavabos

Corian® (Matt)




Glacier White C01




Silver Gray C35




Clay C37



Bone C39



Deep Nocturne C38



Deep Cloud C42




Carbon Concrete C41



Graylite C44



Dune Prima C43



Neutral Concrete C40



Carbon Aggregate C46



Ash Aggregate C45



Pebble Terrazzo C47

Lamiera | Metal



Bianco opaco LR1



Nero opaco LR2



Materica LR3



Ice White K31

Korakril Blend (Matt)


Korakril (Matt)




Pure White K01



Grigio Scuro K05



Grigio K04



Sabbia K02



Tortora K03


Shark (Glossy, Matt)



White G11/G21



Grafite G12/G22



Fango Luce G13/G23




Zenzero G14/G24




Grigio Luce G15/G25


Korakril Stone



Bianco K41




Grigio Scuro K45



Grigio K44



Sabbia K42



Tortora K43

Marmo | Marble (Glossy, Matt)



Carrara M01



Nero Assoluto M03



Grigio Veneto M08



Emperador M06




Grigio Carnico M07




Nero Marquinia M01


HPL Polaris



Grigio Clair P02



Grigio Perle P03



Nero P06



Bianco P01



Grigio Moyen P04



Grigio Grafite P05

- 24 **Basi H 24**
Units H 24 | Él éments H 24 | Unterschranke H 24 | Cajoneras H 24
- 26 **Basi H 36**
Units H 36 | Él éments H 36 | Unterschranke H 36 | Cajoneras H 36
- 28 **Basi H 48**
Units H 48 | Él éments H 48 | Unterschranke H 48 | Cajoneras H 48
- 33 **Base con vassoio**
Units with tray | Meubles avec plan conteneur | Unterschrank mit Ablage | Meuble con bandeja
- 34 **Basi a giorno in prefinito, laccato e argilla**
Wood effect, matt lacquered and clay open elements | Él éments ouverts en effet bois, laqué mat et argile | Offenes Elemente aus Holzeffekt, Matt Lackiert und Lehm | Elementos abiertos en preacabado, lacado mate y arcilla
- 35 **Basi a giorno in lamiera**
Metal open elements | Él éments ouverts en métal | Offenes Elemente aus Metall | Elementos abiertos en metal
- 36 **Basi a giorno in Corian®**
Corian® open elements | Él éments ouverts en Corian® | Offenes Element aus Corian® | Elementos abiertos en Corian®
- 37 **Pensili**
Wall units | Colonne | Oberschränke | Muebles colgantes
- 38 **Colonne**
Wall cabinet | Colonne | Hochschränke | Columnas
- 39 **Colonne con vano a giorno**
Wall cabinet with open element | Meubles hauts avec élément ouvert | Hochschränke mit offenem Fach | Columnas con elementos abiertos

Materiali basi, pensili e colonne | Units, Wall units and Wall cabinets materials | Matériaux pour éléments, meubles hauts et colonnes | Materialien für Schränken, Ober- und Hochschränke | Materiales modulos, muebles colgantes y columnas

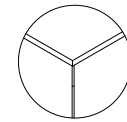
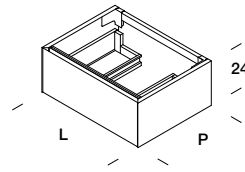
A	B	D
PREFINITO WOOD EFFECT EFFET BOIS HOLZEFFEKT PREACABADO MADERA	LACCATO OPACO MATT LACQUERED LAQUÉ MAT MATT LACKIERTE LACADO MATE	ARGILLA CLAY ARGILE LEHM ARCILLA

Materiali basi a giorno | Open units materials | Matériaux éléments ouverts | Offenes Elementen Materialien | Material elementos abierto

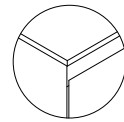
A	B	D	H	L
PREFINITO WOOD EFFECT EFFET BOIS HOLZEFFEKT PREACABADO MADERA	LACCATO OPACO MATT LACQUERED LAQUÉ MAT MATT LACKIERTE LACADO MATE	ARGILLA CLAY ARGILE LEHM ARCILLA	LAMIERA METAL MÉTAL METALL METAL	CORIAN®

Basi lavabo con cassetto H 24 cm


Sink unit with drawer H 24 cm | Élément lavabo avec tiroir H 24 cm | Waschtischunterschrank mit Schublade H 24 cm | Muebles lavabo con cajón H 24 cm



Push pull



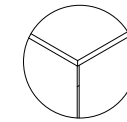
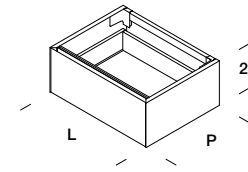
Gola Grip recess



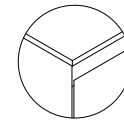
COD.	L		P		PREFINITO WOOD EFFECT	LACCATO OPACO MATT LACQUERED	ARGILLA CLAY
07CL1104	60	23" 5/8	36	14" 1/8	707	715	897
07CL1105	70	27" 9/16	36	14" 1/8	732	742	937
07CL1106	80	31" 1/2	36	14" 1/8	755	769	976
07CL1107	90	35" 7/16	36	14" 1/8	778	795	1015
07CL1108	100	39" 3/8	36	14" 1/8	803	823	1055
07CL1109	120	47" 1/2	36	14" 1/8	846	871	1128
07CL1114	60	23" 5/8	46	14" 1/8	707	726	931
07CL1115	70	27" 9/16	46	14" 1/8	732	752	971
07CL1116	80	31" 1/2	46	14" 1/8	755	780	1010
07CL1117	90	35" 7/16	46	14" 1/8	778	807	1049
07CL1118	100	39" 3/8	46	14" 1/8	803	834	1089
07CL1119	120	47" 1/2	46	14" 1/8	846	884	1162
07CL1124	60	23" 5/8	52	14" 1/8	721	743	965
07CL1125	70	27" 9/16	52	14" 1/8	744	772	1005
07CL1126	80	31" 1/2	52	14" 1/8	768	799	1045
07CL1127	90	35" 7/16	52	14" 1/8	792	825	1084
07CL1128	100	39" 3/8	52	14" 1/8	817	853	1125
07CL1129	120	47" 1/2	52	14" 1/8	860	903	1199

Basi con cassetto H 24 cm

Unit with drawer H 24 cm | Élément avec tiroir H 24 cm | Unterschrank mit Schublade H 24 cm | Muebles con cajón H 24 cm



Push pull



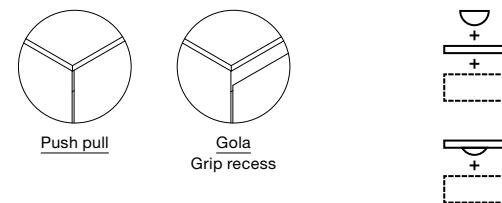
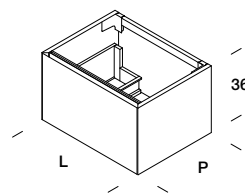
Gola Grip recess



COD.	L		P		PREFINITO WOOD EFFECT	LACCATO OPACO MATT LACQUERED	ARGILLA CLAY
09CL1102	30	11" 3/4	36	14" 1/8	557	560	701
09CL1103	40	15" 3/4	36	14" 1/8	578	583	738
09CL1104	60	23" 5/8	36	14" 1/8	628	639	818
09CL1105	70	27" 9/16	36	14" 1/8	653	666	858
09CL1106	80	31" 1/2	36	14" 1/8	675	693	896
09CL1107	90	35" 7/16	36	14" 1/8	699	721	936
09CL1108	100	39" 3/8	36	14" 1/8	724	748	976
09CL1109	120	47" 1/2	36	14" 1/8	767	796	1049
09CL1112	30	11" 3/4	46	14" 1/8	557	571	735
09CL1113	40	15" 3/4	46	14" 1/8	578	594	770
09CL1114	60	23" 5/8	46	14" 1/8	628	651	852
09CL1115	70	27" 9/16	46	14" 1/8	653	678	892
09CL1116	80	31" 1/2	46	14" 1/8	675	705	930
09CL1117	90	35" 7/16	46	14" 1/8	699	731	970
09CL1118	100	39" 3/8	46	14" 1/8	724	759	1010
09CL1119	120	47" 1/2	46	14" 1/8	767	808	1083
09CL1122	30	11" 3/4	52	14" 1/8	569	587	768
09CL1123	40	15" 3/4	52	14" 1/8	589	612	804
09CL1124	60	23" 5/8	52	14" 1/8	640	668	886
09CL1125	70	27" 9/16	52	14" 1/8	665	696	926
09CL1126	80	31" 1/2	52	14" 1/8	689	723	965
09CL1127	90	35" 7/16	52	14" 1/8	713	750	1005
09CL1128	100	39" 3/8	52	14" 1/8	738	778	1046
09CL1129	120	47" 1/2	52	14" 1/8	781	827	1119

Basi lavabo con cassetto H 36 cm

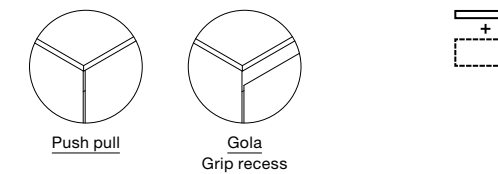
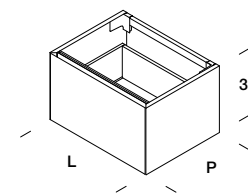
Sink unit with drawer H 36 cm | Élément lavabo avec tiroir H 36 cm | Waschtischunterschrank mit Schublade H 36 cm | Muebles lavabo con cajón H 36 cm



COD.	L		P		PREFINITO WOOD EFFECT	LACCATO OPACO MATT LACQUERED	ARGILLA CLAY
07CL1204	60	23" 5/8	36	14" 1/8	757	801	1072
07CL1205	70	27" 9/16	36	14" 1/8	782	830	1119
07CL1206	80	31" 1/2	36	14" 1/8	807	860	1168
07CL1207	90	35" 7/16	36	14" 1/8	830	891	1216
07CL1208	100	39" 3/8	36	14" 1/8	855	921	1267
07CL1209	120	47" 1/2	36	14" 1/8	900	977	1358
07CL1214	60	23" 5/8	46	14" 1/8	757	817	1122
07CL1215	70	27" 9/16	46	14" 1/8	782	847	1170
07CL1216	80	31" 1/2	46	14" 1/8	807	877	1218
07CL1217	90	35" 7/16	46	14" 1/8	830	906	1268
07CL1218	100	39" 3/8	46	14" 1/8	855	937	1317
07CL1219	120	47" 1/2	46	14" 1/8	900	994	1408
07CL1224	60	23" 5/8	52	14" 1/8	772	840	1168
07CL1225	70	27" 9/16	52	14" 1/8	795	869	1217
07CL1226	80	31" 1/2	52	14" 1/8	820	900	1267
07CL1227	90	35" 7/16	52	14" 1/8	846	930	1315
07CL1228	100	39" 3/8	52	14" 1/8	870	962	1365
07CL1229	120	47" 1/2	52	14" 1/8	918	1017	1457

Basi con cassetto H 36 cm

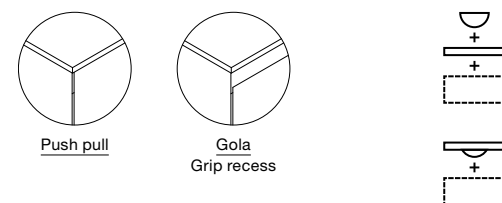
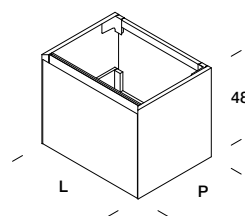
Unit with drawer H 36 cm | Élément avec tiroir H 36 cm | Unterschrank mit Schublade H 36 cm | Muebles con cajón H 36 cm



COD.	L		P		PREFINITO WOOD EFFECT	LACCATO OPACO MATT LACQUERED	ARGILLA CLAY
09CL1202	30	11" 3/4	36	14" 1/8	608	645	846
09CL1203	40	15" 3/4	36	14" 1/8	629	672	892
09CL1204	60	23" 5/8	36	14" 1/8	680	726	993
09CL1205	70	27" 9/16	36	14" 1/8	705	756	1040
09CL1206	80	31" 1/2	36	14" 1/8	730	785	1089
09CL1207	90	35" 7/16	36	14" 1/8	752	816	1136
09CL1208	100	39" 3/8	36	14" 1/8	778	846	1187
09CL1209	120	47" 1/2	36	14" 1/8	823	902	1279
09CL1212	30	11" 3/4	46	14" 1/8	608	661	896
09CL1213	40	15" 3/4	46	14" 1/8	629	689	942
09CL1214	60	23" 5/8	46	14" 1/8	680	742	1042
09CL1215	70	27" 9/16	46	14" 1/8	705	773	1091
09CL1216	80	31" 1/2	46	14" 1/8	730	802	1139
09CL1217	90	35" 7/16	46	14" 1/8	752	832	1189
09CL1218	100	39" 3/8	46	14" 1/8	778	862	1237
09CL1219	120	47" 1/2	46	14" 1/8	823	919	1329
09CL1222	30	11" 3/4	52	14" 1/8	620	683	943
09CL1223	40	15" 3/4	52	14" 1/8	642	710	988
09CL1224	60	23" 5/8	52	14" 1/8	695	765	1089
09CL1225	70	27" 9/16	52	14" 1/8	718	795	1138
09CL1226	80	31" 1/2	52	14" 1/8	743	825	1187
09CL1227	90	35" 7/16	52	14" 1/8	768	857	1236
09CL1228	100	39" 3/8	52	14" 1/8	793	887	1286
09CL1229	120	47" 1/2	52	14" 1/8	841	943	1378

Basi lavabo con cassetto H 48 cm

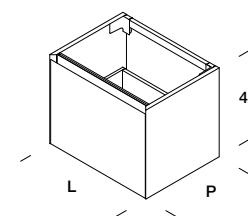
Sink unit with drawer H 48 cm | Élément lavabo avec tiroir H 48 cm | Waschtischunterschrank mit Schublade H 48 cm | Muebles lavabo con cajón H 48 cm



COD.	L		P		PREFINITO WOOD EFFECT	LACCATO OPACO MATT LACQUERED	ARGILLA CLAY
07CL1304	60	23" 5/8	36	14" 1/8	764	801	1133
07CL1305	70	27" 9/16	36	14" 1/8	790	834	1191
07CL1306	80	31" 1/2	36	14" 1/8	817	869	1249
07CL1307	90	35" 7/16	36	14" 1/8	844	903	1306
07CL1308	100	39" 3/8	36	14" 1/8	871	937	1364
07CL1309	120	47" 1/2	36	14" 1/8	922	1002	1475
07CL1314	60	23" 5/8	46	14" 1/8	764	823	1200
07CL1315	70	27" 9/16	46	14" 1/8	790	857	1258
07CL1316	80	31" 1/2	46	14" 1/8	817	892	1315
07CL1317	90	35" 7/16	46	14" 1/8	844	926	1373
07CL1318	100	39" 3/8	46	14" 1/8	871	960	1432
07CL1319	120	47" 1/2	46	14" 1/8	922	1023	1543
07CL1324	60	23" 5/8	52	14" 1/8	778	851	1260
07CL1325	70	27" 9/16	52	14" 1/8	807	886	1319
07CL1326	80	31" 1/2	52	14" 1/8	834	920	1375
07CL1327	90	35" 7/16	52	14" 1/8	862	955	1434
07CL1328	100	39" 3/8	52	14" 1/8	891	989	1493
07CL1329	120	47" 1/2	52	14" 1/8	940	1054	1605

Basi con cassetto H 48 cm

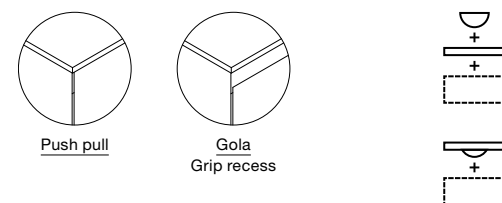
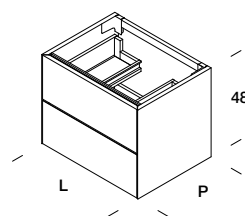
Unit with drawer H 48 cm | Élément avec tiroir H 48 cm | Unterschrank mit Schublade H 48 cm | Muebles con cajón H 48 cm



COD.	L		P		PREFINITO WOOD EFFECT	LACCATO OPACO MATT LACQUERED	ARGILLA CLAY
09CL1302	30	11" 3/4	36	14" 1/8	673	699	960
09CL1303	40	15" 3/4	36	14" 1/8	697	730	1014
09CL1304	60	23" 5/8	36	14" 1/8	764	801	1133
09CL1305	70	27" 9/16	36	14" 1/8	790	834	1191
09CL1306	80	31" 1/2	36	14" 1/8	817	869	1249
09CL1307	90	35" 7/16	36	14" 1/8	844	903	1306
09CL1308	100	39" 3/8	36	14" 1/8	871	937	1364
09CL1309	120	47" 1/2	36	14" 1/8	922	1003	1475
09CL1312	30	11" 3/4	46	14" 1/8	673	722	1026
09CL1313	40	15" 3/4	46	14" 1/8	697	751	1082
09CL1314	60	23" 5/8	46	14" 1/8	764	823	1200
09CL1315	70	27" 9/16	46	14" 1/8	790	857	1258
09CL1316	80	31" 1/2	46	14" 1/8	817	892	1315
09CL1317	90	35" 7/16	46	14" 1/8	844	926	1373
09CL1318	100	39" 3/8	46	14" 1/8	871	960	1432
09CL1319	120	47" 1/2	46	14" 1/8	922	1023	1543
09CL1322	30	11" 3/4	52	14" 1/8	689	748	1085
09CL1323	40	15" 3/4	52	14" 1/8	712	780	1140
09CL1324	60	23" 5/8	52	14" 1/8	778	851	1260
09CL1325	70	27" 9/16	52	14" 1/8	807	886	1319
09CL1326	80	31" 1/2	52	14" 1/8	834	920	1375
09CL1327	90	35" 7/16	52	14" 1/8	862	955	1434
09CL1328	100	39" 3/8	52	14" 1/8	891	989	1493
09CL1329	120	47" 1/2	52	14" 1/8	940	1054	1605

Basi lavabo con due cassetti H 48 cm

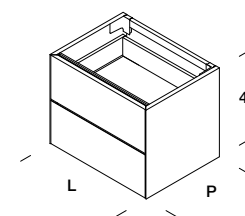
Sink unit with 2 drawers H 48 cm | Élément lavabo avec 2 tiroirs H 48 cm | Waschtischunterschrank mit 2 Schubladen H 48 cm | Muebles lavabo con 2 cajones H 48 cm



COD.	L		P	PREFINITO WOOD EFFECT		LACCATO OPACO MATT LACQUERED		ARGILLA CLAY
	60	70		1054	1062			
07CL2304	60	23" 5/8	36	14" 1/8	1054	1062	1407	
07CL2305	70	27" 9/16	36	14" 1/8	1093	1106	1476	
07CL2306	80	31" 1/2	36	14" 1/8	1132	1151	1544	
07CL2307	90	35" 7/16	36	14" 1/8	1172	1195	1612	
07CL2308	100	39" 3/8	36	14" 1/8	1211	1240	1683	
07CL2309	120	47" 1/2	36	14" 1/8	1285	1323	1815	
07CL2314	60	23" 5/8	46	14" 1/8	1054	1084	1474	
07CL2315	70	27" 9/16	46	14" 1/8	1093	1128	1543	
07CL2316	80	31" 1/2	46	14" 1/8	1132	1172	1611	
07CL2317	90	35" 7/16	46	14" 1/8	1218	1217	1680	
07CL2318	100	39" 3/8	46	14" 1/8	1211	1261	1749	
07CL2319	120	47" 1/2	46	14" 1/8	1285	1346	1882	
07CL2324	60	23" 5/8	52	14" 1/8	1059	1101	1524	
07CL2325	70	27" 9/16	52	14" 1/8	1099	1145	1593	
07CL2326	80	31" 1/2	52	14" 1/8	1139	1191	1662	
07CL2327	90	35" 7/16	52	14" 1/8	1178	1236	1730	
07CL2328	100	39" 3/8	52	14" 1/8	1218	1281	1800	
07CL2329	120	47" 1/2	52	14" 1/8	1293	1366	1935	

Basi con due cassetti H 48 cm

Unit with 2 drawers H 48 cm | Élément avec 2 tiroirs H 48 cm | Unterschrank mit 2 Schubladen H 48 cm | Muebles con 2 cajones H 48 cm



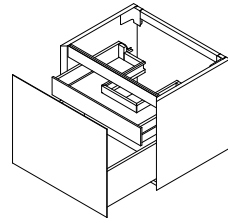
COD.	L		P	PREFINITO WOOD EFFECT		LACCATO OPACO MATT LACQUERED		ARGILLA CLAY
	30	40		867	874			
09CL2302	30	11" 3/4	36	14" 1/8	867	874	1143	
09CL2303	40	15" 3/4	36	14" 1/8	897	911	1206	
09CL2304	60	23" 5/8	36	14" 1/8	996	1008	1352	
09CL2305	70	27" 9/16	36	14" 1/8	1036	1053	1421	
09CL2306	80	31" 1/2	36	14" 1/8	1074	1097	1488	
09CL2307	90	35" 7/16	36	14" 1/8	1114	1141	1557	
09CL2308	100	39" 3/8	36	14" 1/8	1153	1187	1627	
09CL2309	120	47" 1/2	36	14" 1/8	1227	1271	1758	
09CL2312	30	11" 3/4	46	14" 1/8	867	896	1211	
09CL2313	40	15" 3/4	46	14" 1/8	897	934	1272	
09CL2314	60	23" 5/8	46	14" 1/8	996	1030	1417	
09CL2315	70	27" 9/16	46	14" 1/8	1036	1075	1486	
09CL2316	80	31" 1/2	46	14" 1/8	1074	1119	1556	
09CL2317	90	35" 7/16	46	14" 1/8	1114	1164	1625	
09CL2318	100	39" 3/8	46	14" 1/8	1119	1209	1694	
09CL2319	120	47" 1/2	46	14" 1/8	1227	1293	1826	
09CL2322	30	11" 3/4	52	14" 1/8	870	912	1259	
09CL2323	40	15" 3/4	52	14" 1/8	902	951	1321	
09CL2324	60	23" 5/8	52	14" 1/8	1002	1048	1468	
09CL2325	70	27" 9/16	52	14" 1/8	1041	1093	1537	
09CL2326	80	31" 1/2	52	14" 1/8	1081	1138	1605	
09CL2327	90	35" 7/16	52	14" 1/8	1121	1182	1675	
09CL2328	100	39" 3/8	52	14" 1/8	1160	1228	1745	
09CL2329	120	47" 1/2	52	14" 1/8	1235	1313	1879	

Maggiorazioni per basi

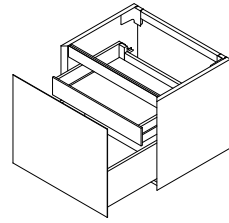
Units surcharges | Supplément pour éléments | Zuschlag für Schranken | Incremento para muebles

Cassetto interno | Internal drawer | Tiroir interne | Interne Schublade | Cajón interior

Solo per basi H 48 cm con un cassetto | Only for H 48 cm bases with 1 drawer | Seulement pour éléments H 48 cm avec 1 tiroir | Nur für Unterschränken H 48 mit 1 Schublade | Solo para muebles H 48 con 1 cajón



Maggiorazioni per basi lavabo
 Surcharge for sink units
 Supplément pour éléments lavabo
 Zuschlag für Unterschränken
 Incremento para muebles lavabo



Maggiorazioni per basi
 Surcharge for units
 Supplément pour éléments
 Zuschlag für Schranken
 Incremento para muebles

COD.	L.	EURO	
902273L3	60	23" 5/8	253
902273L4	70	27" 9/16	275
902273L5	80	31" 1/2	284
902273L6	90	35" 7/16	294
902273L7	100	39" 3/8	301
902273L8	120	47" 1/2	315

COD.	L.	EURO	
90227301	30	11" 3/4	139
90227302	40	15" 3/4	145
90227303	60	23" 5/8	173
90227304	70	27" 9/16	193
90227305	80	31" 1/2	206
90227306	90	35" 7/16	215
90227307	100	39" 3/8	218
90227308	120	47" 1/2	226

illuminazione interna LED | Internal LED lighting | Éclairage LED intérieur | Innere LED Beleuchtung | iluminación interna LED

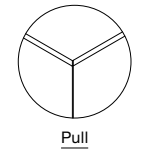
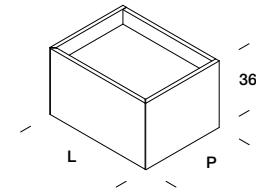
COD.	L.	EURO	
90227401	30	11" 3/4	199
90227402	40	15" 3/4	205
90227403	60	23" 5/8	216
90227404	70	27" 9/16	222
90227405	80	31" 1/2	227
90227406	90	35" 7/16	233
90227407	100	39" 3/8	239
90227408	120	47" 1/2	250

Maggiorazione per illuminazione interna a led per singolo cassetto
 Surcharge for internal LED lighting for single drawer | Supplément pour éclairage LED interne pour un seul tiroir | Aufpreise für Innenbeleuchtung pro Schublade | Suplemento para iluminación interna led para un cajón individual

Accensione tramite sensore di apertura. Temperatura colore 3000 K | Sensor for opening system. Color temperature 3000 K | Allumage par capteur d'ouverture. Température couleur 3000 K | Aktivierung mittels Öffnungssensor. Farbtemperatur 3000 K. | Encendido mediante sensor de apertura. Temperatura 3000K

Base vassoio H 36 cm

Units with tray H 36 cm | Élément avec plan conteneur et tiroir H 36 cm | Unterschrank mit Ablage und Schublade H 36 cm | Mueble con bandeja y cajón H 36 cm



COD.	L	P	PREFINITO WOOD EFFECT	LACCATO OPACO MATT LACQUERED	ARGILLA CLAY		
06CL1214	60	23" 5/8	46	14" 1/8	790	947	1347
06CL1215	70	27" 9/16	46	14" 1/8	824	1002	1442
06CL1216	80	31" 1/2	46	14" 1/8	860	1056	1540
06CL1217	90	35" 7/16	46	14" 1/8	895	1111	1635
06CL1218	100	39" 3/8	46	14" 1/8	931	1166	1732
06CL1219	120	47" 1/2	46	14" 1/8	996	1269	1917

Basi a giorno in prefinito, laccato e argilla

Wood effect, matt lacquered and clay open elements | Éléments ouverts en effet bois, laqué mat et argile | Offene Elemente aus Holzeffekt, Matt Lackiert und Lehm | Elementos abiertos en preacabado, lacado mate y arcilla



Basi a giorno H 36 cm

Open elements H 36 cm | Éléments ouverts H 36 cm | Offenes Element H 36 cm | Elementos abiertos H 36 cm



COD.	L		P		PREFINITO WOOD EFFECT	LACCATO OPACO MATT LACQUERED	ARGILLA CLAY
85CL0211	20	7" 7/8	46	18" 1/8	547	607	871
85CL0212	30	11" 3/4	46	18" 1/8	569	646	954
85CL0221	20	7" 7/8	52	20" 4/8	593	667	971
85CL0222	30	11" 3/4	52	20" 4/8	618	690	1005

Schienale vani a giorno in decorativo chiaro o scuro | Back of open elements in light or dark decorative | Arrière éléments ouverts en décor clair ou foncé | Rückwand in Deko hell oder dunkel | Parte posterior de elementos abiertos en decorativos claros u oscuros

Basi a giorno H 48 cm

Open elements H 48 cm | Éléments ouverts H 48 cm | Offenes Element H 48 cm | Elementos abiertos H 48 cm



COD.	L		P		PREFINITO WOOD EFFECT	LACCATO OPACO MATT LACQUERED	ARGILLA CLAY
85CL0311	20	7" 7/8	46	18" 1/8	571	672	1033
85CL0312	30	11" 3/4	46	18" 1/8	593	723	1148
85CL0321	20	7" 7/8	52	20" 4/8	619	717	1087
85CL0322	30	11" 3/4	52	20" 4/8	646	771	1208

Schienale vani a giorno in decorativo chiaro o scuro | Back of open elements in light or dark decorative | Arrière éléments ouverts en décor clair ou foncé | Rückwand in Deko hell oder dunkel | Parte posterior de elementos abiertos en decorativos claros u oscuros

Basi a giorno in lamiera

Metal open elements | Éléments ouverts en métal | Offenes Elemente aus Metall | Elementos abiertos en metal



Basi a giorno H 36 cm


Open elements H 36 cm | Éléments ouverts H 36 cm | Offenes Element H 36 cm | Elementos abiertos H 36 cm



COD.	L		P		BIANCO O NERO WHITE OR BLACK	LAMIERA MATERICA METAL ROUGH EFFECT
85CL0211	20	7" 7/8	46	18" 1/8	432	594
85CL0212	30	11" 3/4	46	18" 1/8	450	606
85CL0221	20	7" 7/8	52	20" 4/8	457	633
85CL0222	30	11" 3/4	52	20" 4/8	475	646

Basi a giorno H 48 cm

Open elements H 48 cm | Éléments ouverts H 48 cm | Offenes Elemente H 48 cm | Elementos abiertos H 48 cm



COD.	L		P		BIANCO O NERO WHITE OR BLACK	LAMIERA MATERICA METAL ROUGH EFFECT
85CL0311	20	7" 7/8	46	18" 1/8	482	633
85CL0312	30	11" 3/4	46	18" 1/8	502	653
85CL0321	20	7" 7/8	52	20" 4/8	510	674
85CL0322	30	11" 3/4	52	20" 4/8	532	696

Basi a giorno in Corian®

Corian® open elements | Éléments ouverts en Corian® | Offenes Element aus Corian® | Elemento abiertos en Corian®



Basi a giorno H 36 cm

Open elements H 36 cm | Éléments ouverts H 36 cm | Offenes Element H 36 cm | Elemento abiertos H 36 cm



COD.	L	P	GLACIER WHITE	BONE SILVER GRAY	NEUTRAL CONCRETE CARBON CONCRETE CLAY DEEP CLOUD	GREYLITE DUNE PRIMA ASH AGGREGATE CARBON AGGREGATE	DEEP NOCTURNE		
85CL0211	20	7" 7/8	46	18" 1/8	697	825	972	1003	1063
85CL0212	30	11" 3/4	46	18" 1/8	748	891	1059	1097	1142
85CL0221	20	7" 7/8	52	20" 4/8	724	859	1019	1052	1104
85CL0222	30	11" 3/4	52	20" 4/8	780	932	1113	1154	1190

Basi a giorno H 48 cm

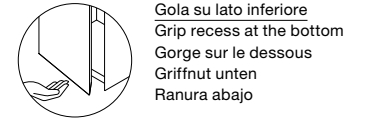
Open elements H 48 cm | Éléments ouverts H 48 cm | Offenes Element H 48 cm | Elemento abiertos H 48 cm



COD.	L	P	GLACIER WHITE	BONE SILVER GRAY	NEUTRAL CONCRETE CARBON CONCRETE CLAY DEEP CLOUD	GREYLITE DUNE PRIMA ASH AGGREGATE CARBON AGGREGATE	DEEP NOCTURNE		
85CL0311	20	7" 7/8	46	18" 1/8	788	941	1125	1167	1201
85CL0312	30	11" 3/4	46	18" 1/8	861	1035	1251	1301	1316
85CL0321	20	7" 7/8	52	20" 4/8	827	991	1192	1240	1263
85CL0322	30	11" 3/4	52	20" 4/8	910	1097	1332	1389	1389

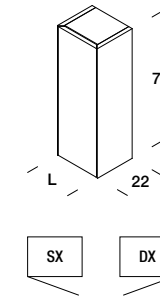
Pensili

Wall units | Colonnes | Obenschränke | Muebles colgantes



H 70 cm

Scocca e ante della stessa finitura interna ed esterna | Carcase and doors with same internal and external finish | Corps et portes de la même finition intérieure et extérieure | Korpus und Türe innen und aussen in der gleichen Farbe | Estructura y puerta del mismo acabado interno y externo

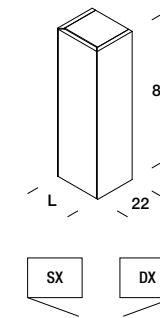


2 ripiani
2 shelves
2 Regalen
2 étagères
2 estantes

COD.	L	P	PREFINITO WOOD EFFECT	LACCATO OPACO MATT LACQUERED	ARGILLA CLAY		
DX 86CL5401	25	9" 7/8	22	8" 3/4	589	699	915
SX 86CL6401	25	9" 7/8	22	8" 3/4	589	699	915
DX 86CL5402	37	14" 9/16	22	8" 3/4	629	721	1048
SX 86CL6402	37	14" 9/16	22	8" 3/4	629	721	1048
DX 86CL5403	49	19" 9/32	22	8" 3/4	668	784	1176
SX 86CL6403	49	19" 9/32	22	8" 3/4	668	784	1176

H 80 cm

Scocca e ante della stessa finitura interna ed esterna | Carcase and doors with same internal and external finish | Corps et portes de la même finition intérieure et extérieure | Korpus und Türe innen und aussen in der gleichen Farbe | Estructura y puerta del mismo acabado interno y externo

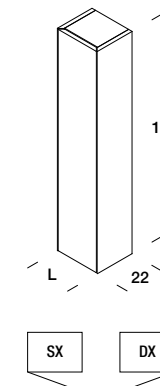


2 ripiani
2 shelves
2 Regalen
2 étagères
2 estantes

COD.	L	P	PREFINITO WOOD EFFECT	LACCATO OPACO MATT LACQUERED	ARGILLA CLAY		
DX 86CL5501	25	9" 7/8	22	8" 3/4	664	735	1029
SX 86CL6501	25	9" 7/8	22	8" 3/4	664	735	1029
DX 86CL5502	37	14" 9/16	22	8" 3/4	708	811	1176
SX 86CL6502	37	14" 9/16	22	8" 3/4	708	811	1176
DX 86CL5503	49	19" 9/32	22	8" 3/4	752	884	1317
SX 86CL6503	49	19" 9/32	22	8" 3/4	752	884	1317

H 120 cm

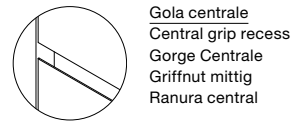
Scocca e ante della stessa finitura interna ed esterna | Carcase and doors with same internal and external finish | Corps et portes de la même finition intérieure et extérieure | Korpus und Türe innen und aussen in der gleichen Farbe | Estructura y puerta del mismo acabado interno y externo



4 ripiani
4 shelves
4 Regalen
4 étagères
4 estantes

COD.	L	P	PREFINITO WOOD EFFECT	LACCATO OPACO MATT LACQUERED	ARGILLA CLAY		
DX 86CL5601	25	9" 7/8	22	8" 3/4	780	896	1314
SX 86CL6601	25	9" 7/8	22	8" 3/4	780	896	1314
DX 86CL5602	37	14" 9/16	22	8" 3/4	833	990	1502
SX 86CL6602	37	14" 9/16	22	8" 3/4	833	990	1502
DX 86CL5603	49	19" 9/32	22	8" 3/4	888	1083	1684
SX 86CL6603	49	19" 9/32	22	8" 3/4	888	1083	1684

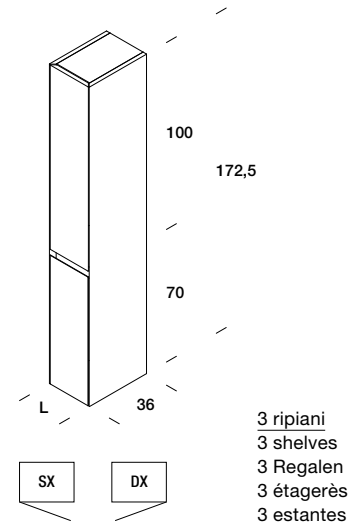
Colonne



Wall cabinet | Colonne | Hochschränke | Columnas

H 172,5 cm

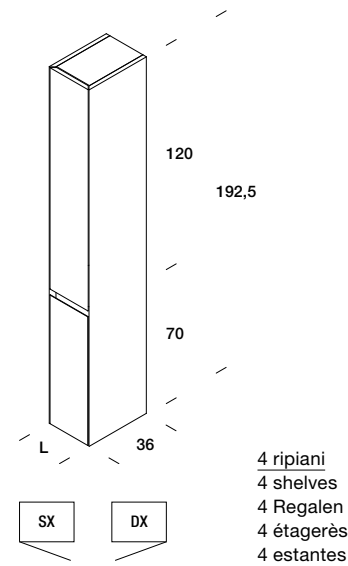
Scocca e ante della stessa finitura interna ed esterna | Carcase and doors with same internal and external finish | Corps et portes de la même finition intérieure et extérieure | Korpus und Türe innen und aussen in der gleichen Farbe | Estructura y puerta del mismo acabado interno y externo



	COD.	L	P	PREFINITO WOOD EFFECT	LACCATO OPACO MATT LACQUERED	ARGILLA CLAY		
DX	86CL5801	25	9" 7/8	36	14" 1/8	1194	1463	2300
SX	86CL6801	25	9" 7/8	36	14" 1/8	1194	1463	2300
DX	86CL5802	37	14" 9/16	36	14" 1/8	1271	1610	2597
SX	86CL6802	37	14" 9/16	36	14" 1/8	1271	1610	2597
DX	86CL5803	49	19" 9/32	36	14" 1/8	1368	1746	2882
SX	86CL6803	49	19" 9/32	36	14" 1/8	1368	1746	2882

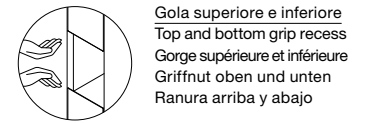
H 192,5 cm

Scocca e ante della stessa finitura interna ed esterna | Carcase and doors with same internal and external finish | Corps et portes de la même finition intérieure et extérieure | Korpus und Türe innen und aussen in der gleichen Farbe | Estructura y puerta del mismo acabado interno y externo



	COD.	L	P	PREFINITO WOOD EFFECT	LACCATO OPACO MATT LACQUERED	ARGILLA CLAY		
DX	86CL6001	25	9" 7/8	36	14" 1/8	1270	1571	2498
SX	86CL7001	25	9" 7/8	36	14" 1/8	1270	1571	2498
DX	86CL6002	37	14" 9/16	36	14" 1/8	1362	1733	2818
SX	86CL7002	37	14" 9/16	36	14" 1/8	1362	1733	2818
DX	86CL6003	49	19" 9/32	36	14" 1/8	1462	1883	3128
SX	86CL7003	49	19" 9/32	36	14" 1/8	1462	1883	3128

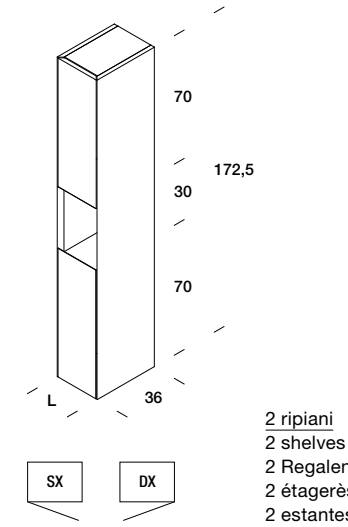
Colonne con vano a giorno



Wall cabinet with open element | Colonne hauts avec élément ouvert | Hochschrank mit offenem Fach | Columnas con elemento abierto

H 172,5 cm

Scocca e ante della stessa finitura interna ed esterna | Carcase and doors with same internal and external finish | Corps et portes de la même finition intérieure et extérieure | Korpus und Türe innen und aussen in der gleichen Farbe | Estructura y puerta del mismo acabado interno y externo

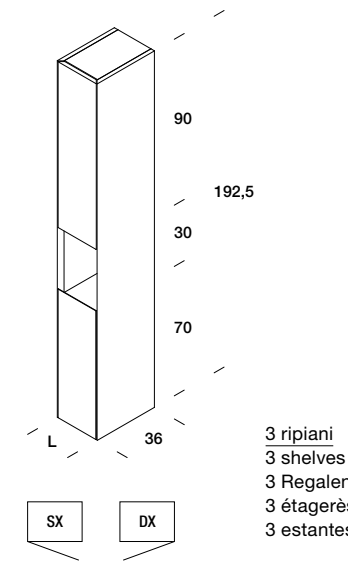


	COD.	L	P	PREFINITO WOOD EFFECT	LACCATO OPACO MATT LACQUERED	ARGILLA CLAY		
DX	86CL5701	25	9" 7/8	36	14" 1/8	1145	1411	2242
SX	86CL6701	25	9" 7/8	36	14" 1/8	1145	1411	2242
DX	86CL5702	37	14" 9/16	36	14" 1/8	1226	1551	2529
SX	86CL6702	37	14" 9/16	36	14" 1/8	1226	1551	2529
DX	86CL5703	49	19" 9/32	36	14" 1/8	1309	1696	2819
SX	86CL6703	49	19" 9/32	36	14" 1/8	1309	1696	2819

Schienale, colonne e vani in decorativo chiaro o scuro. Su richiesta sono disponibili altri materiali | Back of wall cabinets and open elements in light or dark decorative. Other materials are available on demand | Arrière colonnes et éléments ouverts en décor clair ou foncé. Autres matériaux disponibles sur demande | Rückwand Hochschrank und Fach in Deko hell oder dunkel; auf Wunsch auch aus anderen Materialien möglich | Trasera columna y espacios decorativos claro u oscuro. A petición son disponibles otros materiales

H 192,5 cm

Scocca e ante della stessa finitura interna ed esterna | Carcase and doors with same internal and external finish | Corps et portes de la même finition intérieure et extérieure | Korpus und Türe innen und aussen in der gleichen Farbe | Estructura y puerta del mismo acabado interno y externo



	COD.	L	P	PREFINITO WOOD EFFECT	LACCATO OPACO MATT LACQUERED	ARGILLA CLAY		
DX	86CL6011	25	9" 7/8	36	14" 1/8	1249	1551	2469
SX	86CL7011	25	9" 7/8	36	14" 1/8	1249	1551	2469
DX	86CL6012	37	14" 9/16	36	14" 1/8	1340	1704	2780
SX	86CL7012	37	14" 9/16	36	14" 1/8	1340	1704	2780
DX	86CL6013	49	19" 9/32	36	14" 1/8	1416	1863	3096
SX	86CL7013	49	19" 9/32	36	14" 1/8	1416	1863	3096

Schienale, colonne e vani in decorativo chiaro o scuro. Su richiesta sono disponibili altri materiali | Back of wall cabinets and open elements in light or dark decorative. Other materials are available on demand | Arrière colonnes et éléments ouverts en décor clair ou foncé. Autres matériaux disponibles sur demande | Rückwand Hochschrank und Fach in Deko hell oder dunkel; auf Wunsch auch aus anderen Materialien möglich | Trasera columna y espacios decorativos claro u oscuro. A petición son disponibles otros materiales

Maggiorazione per illuminazione interna a LED vano a giorno

Surcharge for internal LED lighting | Supplément pour l'éclairage LED intérieur | Zuschlag für Innenbeleuchtung LED | Suplemento para iluminación interior LED

COD.	EURO
90227400	236

Temperatura colore 3000 K | Color temperature 3000 K | Température couleur 3000 K | Temperaturfarbe 3000 K | Temperatura color 3000 K

Optional schienale vani a giorno in un materiale diverso dalla scocca e dalle ante

Optional back open compartments in a different material than the body and doors | Arrière des éléments ouverts en option dans un matériau différent de celui de la structure et des portes | Optional Rückseite offene Fächer aus einem anderen Material als die Struktur und die Türen | Panel trasero de los elementos abiertos en un material diferente de la estructura y las puertas

COD.	LACCATO OPACO MATT LACQUERED	ARGILLA CLAY	CORIAN®
90223001	101	208	436

LAVABI

Basins | Vasques | Waschbecken | Lavabos

- 42 **Lavabi Compact Living**
Compact Living basins | Vasques Compact Living | Compact Living Waschbecken | Lavabos Compact Living
- 67 **Accessori per organizer**
Organizer accessories | Accessoires pour organisateur | Zubehor fur Organizer | Accesorios para organizador
- 70 **Lavabi in appoggio**
Over counter basin | Vasques à poser | Aufsatzwaschbecken | Lavabos de apoyo

Lavabi
Basins

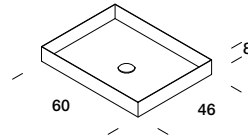
Lavabi in lamiera

Metal basins | Vasques en métal | Waschbecken aus Metall | Lavabos en metal

Piletta satinata, cromo, bianca o nera a scarico libero inclusa | Satin, chrome, white or black free flow drain included | Bonde satiné, chromé, blanc ou noir à écoulement libre inclus | Ablaufgarnitur inkl | Desagüe libre incluido

Wall.E – Lavabo in lamiera da appoggio H 8 cm

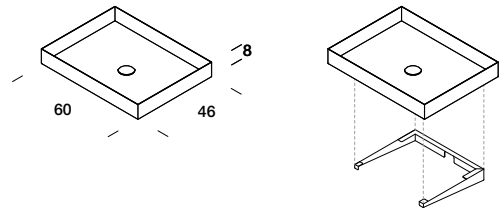
Over counter metal basin H 8 cm | Vasque en métal à poser H 8 cm | Waschbecken aus Metall H 8 cm | Lavabo de apoyo en metal H 8 cm



COD.	L	P	BIANCO O NERO WHITE OR BLACK	LAMIERA MATERICA METAL ROUGH EFFECT		
LOWE94321	60	23" 5/8	46	18" 1/8	704	842

Wall.E – Lavabo in lamiera sospeso H 8 cm

Wall hung metal basin H 8 cm | Vasque en métal suspendue H 8 cm | Metallwandwaschbecken H 8 cm | Lavabo suspendido en metal H 8 cm



COD.	L	P	BIANCO O NERO WHITE OR BLACK	LAMIERA MATERICA METAL ROUGH EFFECT		
LOWE94322	60	23" 5/8	46	18" 1/8	799	969

* Fissaggi inclusi | Fixing set included | Fixation inclus | Wandbefestigung enthalten | Soportes incluidos

Lamiera | Metal

Partendo da una base in acciaio per tutte le finiture, i processi produttivi sono: Lamiera materica: l'acciaio viene nichelato per immersione su tutta la superficie. Successivamente viene acidato e lavato con acqua per poi essere verniciato con uno strato trasparente protettivo. Ogni elemento in lamiera materica è unico e non potrà mai presentare le stesse sfumature. Lamiera bianca - nera: l'acciaio subisce un processo di verniciatura a polvere, passando attraverso un forno di cottura che permette la copertura dell'oggetto con un leggero ma resistente strato di vernice. | Starting from a stainless steel base for all finishes, the production processes are: Metal rough effect: steel is nickelplated by immersion

on the entire surface. Subsequently it is etched and washed with water and then painted with a transparent protective layer. Each piece element is unique and can never have the same nuances. White - black painted: steel has a powder coating process, passing through an oven that allows the object to be covered with a light but resistant layer of paint. | Partant d'une base en acier pour toutes les finitions, les processus de production sont les suivants: Métal brut: l'acier est nickelé par immersion sur toute la surface. En suite, il est gravé et lavé à l'eau et en suite peinté avec une couche protectrice transparente. Chaque élément piece est unique et ne peut jamais avoir les mêmes

nuances. Métal blanche - noir: l'acier subit un processus de revêtement de poudre, passant à travers un four de cuisson qui permet à l'objet d'être recouvert d'une couche de peinture légère mais résistante. | Ausgehend vom Basismaterial Edelstahl für alle Ausführungen, wird beim Roheffekt "Materica" nach diversen Haertungen, Vernickelungen ecc. einen transparenten Schutzlack aufgetragen. Jedes Element in dieser Ausführung ist einzigartig in seinen Strukturen und Zeichnungen. Die weiss - schwarz Version ist eine Pulverbeschichtung und matte Lackierung, die im Ofen eingebrannt wird und so sehr resistent wird. | Partiendo de una base de acero todos los

acabados, los procesos de producción son: Plancha materica: el acero viene niquelado por inmersión de toda la superficie. Sucesivamente viene grabado al acido lavado con agua para después ser barnizado con otra capa transparente protectora. Cada elemento en plancha materica es único y no podrá nunca presentarr las mismas tonalidades. Plancha blanca/ negra: El ácido experimenta un proceso de barniz opaco al polvo, pasando a través de un horno con una cocción que permite el recubrimiento del objeto con un ligero pero resistente capa de barniz.

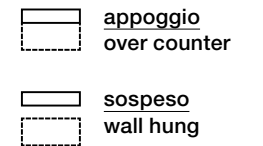
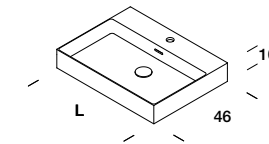
Lavabi in Korakril Blend

Korakril Blend basins | Vasques en Korakril Blend | Waschbecken aus Korakril Blend | Lavabos en Korakril Blend

Piletta scarico libero inclusa | Free flow drain included | Bonde à écoulement libre inclus | Ablaufgarnitur inkl | Desagüe libre incluido

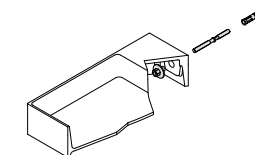
KB – Lavabo in Korakril Blend H 10 cm

Basin in Korakril Blend H 10 cm | Vasque en Korakril Blend H 10 cm | Waschbecken aus Korakril Blend H 10 cm | Lavabo en Korakril Blend H 10 cm



COD.	L	P	KORAKRIL BLEND ICE WHITE		
L0KB84521	60	23" 5/8	46	18" 1/8	594
L0KB85521	70	27" 9/16	46	18" 1/8	629
L0KB86521	80	31" 1/2	46	18" 1/8	682
L0KB87521	90	35" 7/16	46	18" 1/8	726
L0KB88521	100	39" 3/8	46	18" 1/8	770
L0KB89521	120	47" 1/4	46	18" 1/8	880

Kit fissaggio a muro incluso



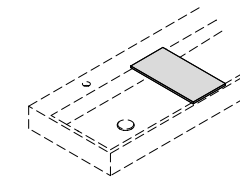
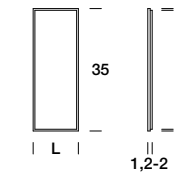
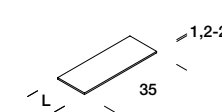
Fixing wall set included | Kit fixation murale inclus | Wandbefestigung inklusive | Kit fijación a pared

Foro rubinetto

Tap hole | Perçage robinetterie | Armaturenloch | Orificio para grifo

COD.	MISCELATORE REXA REXA FAUCET	ALTRO MISCELATORE OTHER FAUCET
91020101	0	99

Vassoio per lavabo KB



Tray for KB basin | Plateau pour vasque en KB | Ablage für Waschbecken KB | Bandeja para lavabo KB

COD.	L	P	GLACIER WHITE	BONE SILVER GRAY	NEUTRAL CONCRETE CARBON CONCRETE CLAY DEEP CLOUD	GREYLITE DUNE PRIMA ASH AGGREGATE CARBON AGGREGATE PEBBLE TERRAZZO	DEEP NOCTURNE	CARRARA	GRIGIO VENETO GRIGIO CARNICO EMPERADOR	NERO ASSOLUTO NERO MARQUINIA
90M01003	20	35	169	192	200	204	242	544	556	575
90M01004	30	35	201	212	242	253	286	557	569	632

Lavabi in Corian®

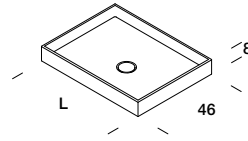
Piletta a filo a scarico libero inclusa
Free flush flow drain included
Bonde au ras à écoulement libre inclus
Ablaufgarnitur inkl
Desagüe libre incluido

Piletta a filo a scarico libero inclusa
Free flush flow drain included
Bonde au ras à écoulement libre inclus
Ablaufgarnitur inkl
Desagüe libre incluido

Corian® basins | Vasques en Corian® | Waschbecken aus Corian® | Lavabos en Corian®

Eve – Lavabo in Corian® H 8 cm

Corian® basin H 8 cm | Vasque en Corian® H 8 cm | Waschbecken aus Corian® H 8 cm | Lavabo en Corian® H 8 cm

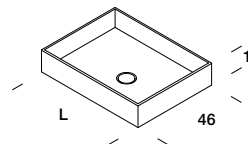


COD.	L		P		CORIAN®				
					GLACIER WHITE	BONE SILVER GRAY	NEUTRAL CONCRETE CARBON CONCRETE CLAY DEEP CLOUD	GREYLITE DUNE PRIMA ASH AGGREGATE CARBON AGGREGATE	DEEP NOCTURNE
LOEV04321	60	23" 5/8	46	18" 1/8	1019	1173	1348	1381	1486
LOEV05321	70	27" 9/16	46	18" 1/8	1050	1213	1410	1437	1534
LOEV06321	80	31" 1/2	46	18" 1/8	1082	1254	1454	1494	1582

* Vaschetta in lamiera abbinabile | Matching metal tray | Combinaison avec bac en métal | Kombinationen mit Metall Tablett | Combinacion con bandeja de metal

Eve – Lavabo in Corian® H 12 cm

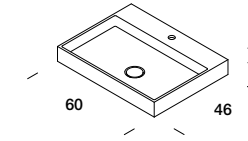
Corian® basin H 12 cm | Vasque en Corian® H 12 cm | Waschbecken aus Corian® H 12 cm | Lavabo en Corian® H 12 cm



COD.	L		P		CORIAN®				
					GLACIER WHITE	BONE SILVER GRAY	NEUTRAL CONCRETE CARBON CONCRETE CLAY DEEP CLOUD	GREYLITE DUNE PRIMA ASH AGGREGATE CARBON AGGREGATE	DEEP NOCTURNE
LOEV04421	60	23" 5/8	46	18" 1/8	1019	1173	1348	1381	1486
LOEV05421	70	27" 9/16	46	18" 1/8	1050	1213	1410	1437	1534
LOEV06421	80	31" 1/2	46	18" 1/8	1082	1254	1454	1494	1582

Lavabo H 8 cm

Corian® basin H 8 cm | Vasque en Corian® H 8 cm | Waschbecken aus Corian® H 8 cm | Lavabo en Corian® H 8 cm

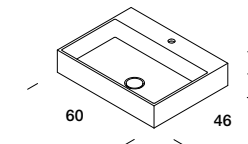


COD.	L		P		CORIAN®				
					GLACIER WHITE	BONE SILVER GRAY	NEUTRAL CONCRETE CARBON CONCRETE CLAY DEEP CLOUD	GREYLITE DUNE PRIMA ASH AGGREGATE CARBON AGGREGATE	DEEP NOCTURNE
L00004321	60	23" 5/8	46	18" 1/8	1108	1276	1466	1499	1648

* Vaschetta in lamiera abbinabile | Matching metal tray | Combinaison avec bac en métal | Kombinationen mit Metall Tablett | Combinacion con bandeja de metal

Lavabo H 12 cm

Corian® basin H 12 cm | Vasque en Corian® H 12 cm | Waschbecken aus Corian® H 12 cm | Lavabo en Corian® H 12 cm



COD.	L		P		CORIAN®				
					GLACIER WHITE	BONE SILVER GRAY	NEUTRAL CONCRETE CARBON CONCRETE CLAY DEEP CLOUD	GREYLITE DUNE PRIMA ASH AGGREGATE CARBON AGGREGATE	DEEP NOCTURNE
L00004421	60	23" 5/8	46	18" 1/8	1108	1276	1466	1499	1648

Foro rubinetto

Tap hole | Perçage robinetterie | Armaturenloch | Agujero grifería

COD.	MISCELATORE REXA REXA FAUCET	ALTRO MISCELATORE OTHER FAUCET
91020101	0	99

Lavabi in Corian®

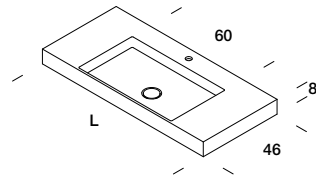
Piletta a filo a scarico libero inclusa
Free flush flow drain included
Bonde au ras à écoulement libre inclus
Ablaufgarnitur inkl
Desagüe libre incluido

Piletta a filo a scarico libero inclusa
Free flush flow drain included
Bonde au ras à écoulement libre inclus
Ablaufgarnitur inkl
Desagüe libre incluido

Corian® basins | Vasques en Corian® | Waschbecken aus Corian® | Lavabos en Corian®

Lavabo CX H 8 cm

Basin CX H 8 cm | Vasque CX H 8 cm | Waschbecken CX H 8 cm | Lavabo CX H 8

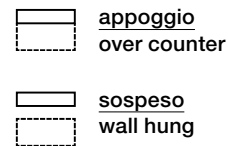
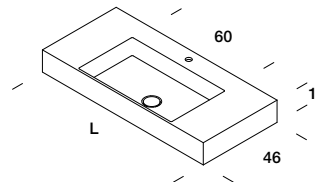


COD.	L	P	CORIAN®						
			GLACIER WHITE	BONE SILVER GRAY	NEUTRAL CONCRETE CARBON CONCRETE CLAY DEEP CLOUD	GREYLITE DUNE PRIMA ASH AGGREGATE CARBON AGGREGATE	DEEP NOCTURNE		
L00006321	80	31" 1/2	46	18" 1/8	1382	1590	1856	1916	2063
L00007321	90	35" 7/16	46	18" 1/8	1415	1632	1912	1975	2114
L00008321	100	39" 3/8	46	18" 1/8	1492	1732	2046	2112	2299
L00009321	120	47" 1/4	46	18" 1/8	1597	1857	2196	2273	2444
L0000A321	140	55" 1/8	46	18" 1/8	1677	1965	2338	2420	2607

* Vaschetta in lamiera abbinabile | Matching metal tray | Combinaison avec bac en métal | Kombinationen mit Metall Tablett | Combinacion con bandeja de metal

Lavabo CX H 12 cm

Basin CX H 12 cm | Vasque CX H 12 cm | Waschbecken CX H 12 cm | Lavabo CX H 12 cm



COD.	L	P	CORIAN®						
			GLACIER WHITE	BONE SILVER GRAY	NEUTRAL CONCRETE CARBON CONCRETE CLAY DEEP CLOUD	GREYLITE DUNE PRIMA ASH AGGREGATE CARBON AGGREGATE	DEEP NOCTURNE		
L00006421	80	31" 1/2	46	18" 1/8	1382	1590	1856	1916	2063
L00007421	90	35" 7/16	46	18" 1/8	1415	1632	1912	1975	2114
L00008421	100	39" 3/8	46	18" 1/8	1492	1732	2046	2112	2299
L00009421	120	47" 1/4	46	18" 1/8	1597	1857	2196	2273	2444
L0000A421	140	55" 1/8	46	18" 1/8	1677	1965	2338	2420	2607

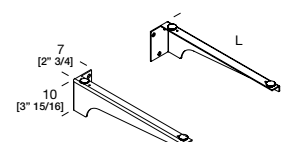
Foro rubinetto

Tap hole | Perçage robinetterie | Armaturenloch | Agujero grifería

COD.	MISCELATORE REXA REXA FAUCET	ALTRO MISCELATORE OTHER FAUCET
91020101	0	99

Staffe per versione sospesa

Brackets for suspended version | Équerres pour version suspendue | Konsolen für hängende Version | Soportes para versión suspendida



L	COD	EURO
38	dx 91A305D	62
38	sx 91A305S	62

Listino prezzi

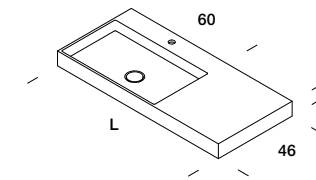
Compact Living

46

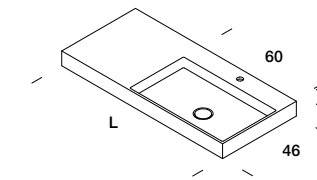
Lavabo SX e DX H 8 cm

Basin L. and R. H 8 cm | Vasque D. et G. H 8 cm | Waschbeckeb Li und Re H 8 | Lavabo D. y I. H 8 cm

SX



DX



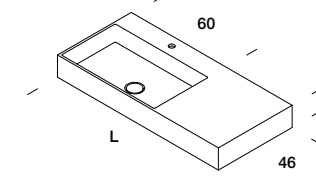
COD.	L	P	CORIAN®						
			GLACIER WHITE	BONE SILVER GRAY	NEUTRAL CONCRETE CARBON CONCRETE CLAY DEEP CLOUD	GREYLITE DUNE PRIMA ASH AGGREGATE CARBON AGGREGATE	DEEP NOCTURNE		
L00005322	70	27" 9/16	46	18" 1/8	1382	1590	1856	1916	2063
L00006322	80	31" 1/2	46	18" 1/8	1382	1590	1856	1916	2063
L00007322	90	35" 7/16	46	18" 1/8	1415	1632	1912	1975	2114
L00008322	100	39" 3/8	46	18" 1/8	1492	1732	2046	2112	2299
L00009322	120	47" 1/4	46	18" 1/8	1597	1857	2196	2273	2444
L0000A322	140	55" 1/8	46	18" 1/8	1677	1965	2338	2420	2607

* Vaschetta in lamiera abbinabile | Matching metal tray | Combinaison avec bac en métal | Kombinationen mit Metall Tablett | Combinacion con bandeja de metal

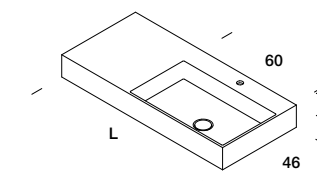
Lavabo SX e DX H 12 cm

Basin L. and R. H 12 cm | Vasque D. et G. H 12 cm | Waschbecken Li und Re H 12 cm | Lavabo D. y I. H 8 cm

SX



DX



COD.	L	P	CORIAN®						
			GLACIER WHITE	BONE SILVER GRAY	NEUTRAL CONCRETE CARBON CONCRETE CLAY DEEP CLOUD	GREYLITE DUNE PRIMA ASH AGGREGATE CARBON AGGREGATE	DEEP NOCTURNE		
L00005422	70	27" 9/16	46	18" 1/8	1382	1590	1856	1916	2063
L00006422	80	31" 1/2	46	18" 1/8	1382	1590	1856	1916	2063
L00007422	90	35" 7/16	46	18" 1/8	1415	1632	1912	1975	2114
L00008422	100	39" 3/8	46	18" 1/8	1492	1732	2046	2112	2299
L00009422	120	47" 1/4	46	18" 1/8	1597	1857	2196	2273	2444
L0000A422	140	55" 1/8	46	18" 1/8	1677	1965	2338	2420	2607

Foro rubinetto

Tap hole | Perçage robinetterie | Armaturenloch | Orificio para grifo

COD.	MISCELATORE REXA REXA FAUCET	ALTRO MISCELATORE OTHER FAUCET
91020101	0	99

47

Compact Living

Pricelist

Lavabi in Corian®

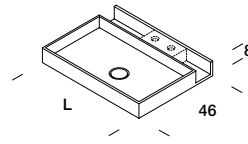
Piletta a filo a scarico libero inclusa
Free flush flow drain included
Bonde au ras à écoulement libre inclus
Ablaufgarnitur inkl
Desagüe libre incluido

Piletta a filo a scarico libero inclusa
Free flush flow drain included
Bonde au ras à écoulement libre inclus
Ablaufgarnitur inkl
Desagüe libre incluido

Corian® basins | Vasques en Corian® | Waschbecken aus Corian® | Lavabos en Corian®

Lavabo con organizer H 8 cm

Basin with organizer H 8 cm | Vasque avec organisateur H 8 cm | Waschbecken mit Organizer H 8 cm



COD.	L	P	CORIAN®						
			GLACIER WHITE	BONE SILVER GRAY	NEUTRAL CONCRETE CARBON CONCRETE CLAY DEEP CLOUD	GREYLITE DUNE PRIMA ASH AGGREGATE CARBON AGGREGATE	DEEP NOCTURNE		
L10004321	60	23" 5/8	46	18" 1/8	1292	1490	1740	1793	1917
L10005321	70	27" 9/16	46	18" 1/8	1331	1537	1804	1861	2029
L10006321	80	31" 1/2	46	18" 1/8	1369	1586	1867	1929	2086

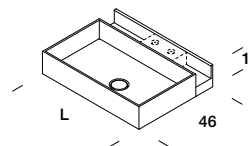
* Vaschetta in lamiera abbinabile | Matching metal tray | Combinaison avec bac en métal | Kombinationen mit Metall Tablett | Combinación con bandeja de metal

* Accessori per organizer P.67 | Organizer accessories P.67 | Accessoires pour organisateur P.67 | Metallzubehören für Organizer S.67 | Accesorios para organizador P.67

* Optional portarubinetto P.51 | Optional mixer support P.51 | Optional support mitigeur P.51 | Armaturhalter S.51 | Porta-grifería opcional P.51

Lavabo con organizer H 12 cm

Basin with organizer H 12 cm | Vasque avec organisateur H 12 cm | Waschbecken mit Organizer H 12 cm



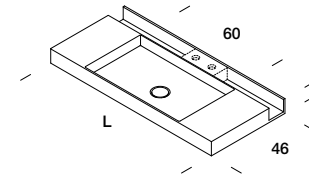
COD.	L	P	CORIAN®						
			GLACIER WHITE	BONE SILVER GRAY	NEUTRAL CONCRETE CARBON CONCRETE CLAY DEEP CLOUD	GREYLITE DUNE PRIMA ASH AGGREGATE CARBON AGGREGATE	DEEP NOCTURNE		
L10004421	60	23" 5/8	46	18" 1/8	1356	1564	1827	1882	2069
L10005421	70	27" 9/16	46	18" 1/8	1397	1613	1894	1953	2130
L10006421	80	31" 1/2	46	18" 1/8	1437	1665	1960	2025	2190

* Accessori per organizer P.67 | Organizer accessories P.67 | Accessoires pour organisateur P.67 | Metallzubehören für Organizer S.67 | Accesorios para organizador P.67

* Optional portarubinetto P.51 | Optional mixer support P.51 | Optional support mitigeur P.51 | Armaturhalter S.51 | Porta-grifería opcional P.51

Lavabo CX con organizer H 8 cm

Basin CX with organizer H 8 cm | Vasque CX avec organisateur H 8 cm | Waschbecken CX mit Organizer H 8 cm



COD.	L	P	CORIAN®						
			GLACIER WHITE	BONE SILVER GRAY	NEUTRAL CONCRETE CARBON CONCRETE CLAY DEEP CLOUD	GREYLITE DUNE PRIMA ASH AGGREGATE CARBON AGGREGATE	DEEP NOCTURNE		
L10006322	80	31" 1/2	46	18" 1/8	1456	1663	1925	1980	2145
L10007322	90	35" 7/16	46	18" 1/8	1494	1712	1991	2046	2211
L10008322	100	39" 3/8	46	18" 1/8	1533	1762	2057	2123	2266
L10009322	120	47" 1/4	46	18" 1/8	1668	1941	2294	2370	2594
L1000A322	140	55" 1/8	46	18" 1/8	1745	2042	2425	2511	2713

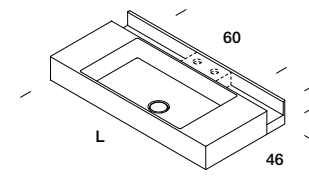
* Vaschetta in lamiera abbinabile | Matching metal tray | Combinaison avec bac en métal | Kombinationen mit Metall Tablett | Combinación con bandeja de metal

* Accessori per organizer P.67 | Organizer accessories P.67 | Accessoires pour organisateur P.67 | Metallzubehören für Organizer S.67 | Accesorios para organizador P.67

* Optional portarubinetto P.51 | Optional mixer support P.51 | Optional support mitigeur P.51 | Armaturhalter S.51 | Porta-grifería opcional P.51

Lavabo CX con organizer H 12 cm

CX Basin with organizer H 12 cm | Vasque CX avec organisateur H 12 cm | Waschbecken CX mit Organizer H 12 cm



COD.	L	P	CORIAN®						
			GLACIER WHITE	BONE SILVER GRAY	NEUTRAL CONCRETE CARBON CONCRETE CLAY DEEP CLOUD	GREYLITE DUNE PRIMA ASH AGGREGATE CARBON AGGREGATE	DEEP NOCTURNE		
L10006422	80	31" 1/2	46	18" 1/8	1529	1745	2020	2079	2251
L10007422	90	35" 7/16	46	18" 1/8	1568	1797	2090	2148	2321
L10008422	100	39" 3/8	46	18" 1/8	1609	1850	2159	2228	2379
L10009422	120	47" 1/4	46	18" 1/8	1751	2038	2409	2488	2723
L1000A422	140	55" 1/8	46	18" 1/8	1832	2143	2546	2636	2849

* Accessori per organizer P.67 | Organizer accessories P.67 | Accessoires pour organisateur P.67 | Metallzubehören für Organizer S.67 | Accesorios para organizador P.67

* Optional portarubinetto P.51 | Optional mixer support P.51 | Optional support mitigeur P.51 | Armaturhalter S.51 | Porta-grifería opcional P.51

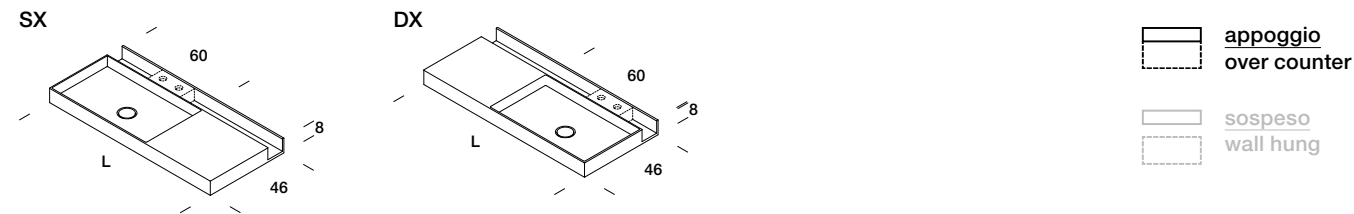
Lavabi in Corian®

Piletta a filo a scarico libero inclusa
Free flush flow drain included
Bonde au ras à écoulement libre inclus
Ablaufgarnitur inkl
Desagüe libre incluido

Corian® basins | Vasques en Corian® | Waschbecken aus Corian® | Lavabos en Corian®

Lavabo SX e DX con organizer H 8 cm

L. or R. Basin with organizer H 8 cm | Vasque D. ou G. avec organisateur H 8 cm | Waschbecken Li oder Re. mit Organizer H 8 cm | Lavabo D.y l. con organizador H 8 cm



COD.	L	P	CORIAN®						
			GLACIER WHITE	BONE SILVER GRAY	NEUTRAL CONCRETE CARBON CONCRETE CLAY DEEP CLOUD	GREYLITE DUNE PRIMA ASH AGGREGATE CARBON AGGREGATE	DEEP NOCTURNE		
L10005323	70	27" 9/16	46	18" 1/8	1456	1663	1925	1980	2145
L10006323	80	31" 1/2	46	18" 1/8	1456	1663	1925	1980	2145
L10007323	90	35" 7/16	46	18" 1/8	1494	1712	1991	2046	2211
L10008323	100	39" 3/8	46	18" 1/8	1533	1762	2057	2123	2266
L10009323	120	47" 1/4	46	18" 1/8	1668	1941	2294	2370	2594
L1000A323	140	55" 1/8	46	18" 1/8	1745	2042	2425	2511	2713

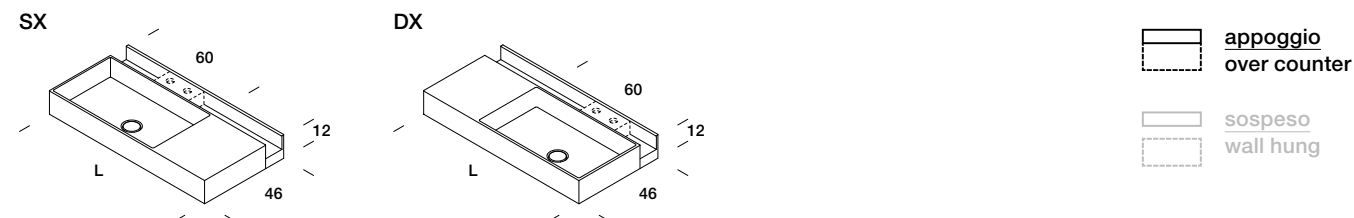
* Vaschetta in lamiera abbinabile | Matching metal tray | Combinaison avec bac en métal | Kombinationen mit Metall Tablett | Combinación con bandeja de metal

* Accessori per organizer P.67 | Organizer accessories P.67 | Accessoires pour organisateur P.67 | Metallzubehören für Organizer S.67 | Accesorios para organizador P.67

* Optional portarubinetto P.51 | Optional mixer support P.51 | Optional support mitigeur P.51 | Armaturhalter S.51 | Porta-grifería opcional P.51

Lavabo SX e DX con organizer H 12 cm

SX or DX Basin with organizer H 12 cm | Vasque D. ou G. avec organisateur H 12 cm | Waschbecken Li oder Re mit Organizer H 12 cm | Lavabo D. y l. con organizador H 12 cm



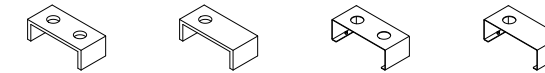
COD.	L	P	CORIAN®						
			GLACIER WHITE	BONE SILVER GRAY	NEUTRAL CONCRETE CARBON CONCRETE CLAY DEEP CLOUD	GREYLITE DUNE PRIMA ASH AGGREGATE CARBON AGGREGATE	DEEP NOCTURNE		
L10005423	70	27" 9/16	46	18" 1/8	1529	1745	2020	2079	2251
L10006423	80	31" 1/2	46	18" 1/8	1529	1745	2020	2079	2251
L10007423	90	35" 7/16	46	18" 1/8	1568	1797	2090	2148	2321
L10008423	100	39" 3/8	46	18" 1/8	1609	1850	2159	2228	2379
L10009423	120	47" 1/4	46	18" 1/8	1751	2038	2409	2488	2723
L1000A423	140	55" 1/8	46	18" 1/8	1832	2143	2546	2636	2849

* Accessori per organizer P.67 | Organizer accessories P.67 | Accessoires pour organisateur P.67 | Metallzubehören für Organizer S.67 | Accesorios para organizador P.67

* Optional portarubinetto P.51 | Optional mixer support P.51 | Optional support mitigeur P.51 | Armaturhalter S.51 | Porta-grifería opcional P.51

Optional portarubinetto

Optional mixer support | Support pour mitigeur optionel | Optionale Armaturenbank | Soporte de grifo opcional



COD.	CORIAN®		LAMIERA* METAL	
	GLACIER WHITE / BONE / SILVER GRAY / NEUTRAL CONCRETE / CARBON CONCRETE / CLAY / DEEP CLOUD / GRAYLITE / DUNE PRIMA / ASH AGGREGATE / CARBON AGGREGATE	DEEP NOCTURNE	BIANCO O NERO WHITE OR BLACK	MATERICA ROUGH EFFECT
90B18001	143	198	110	143

Specificare preferenza numero fori portarubinetto | Tap holes numer to specify at order confirmation | Nombre de trous à spécifier lors de la confirmation de commande | Anzahl Aramturenloecher angeben | Especificar preferencia número de agujeros en el porta-grifería

* Fori rubinetto da 35 mm | Tap holes diam. 35 mm | Diamentre trous 35 mm | Armaturenlochgroesse 35 mm | Agujero grifería de 35mm

Lavabi in Korakril Blend

Piletta a filo a scarico libero inclusa
Free flow drain included
Bonde à écoulement libre inclus
Ablaufgarnitur inkl
Desagüe libre incluido

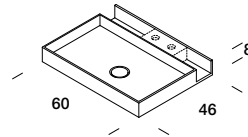
Piletta scarico libero inclusa
Free flow drain included
Bonde à écoulement libre inclus
Ablaufgarnitur inkl
Desagüe libre incluido

Korakril Blend basins | Vasques en Korakril Blend | Waschbecken aus Korakril Blend | Lavabos en Korakril Blend



Lavabo con organizer H 8 cm

Basin with organizer H 8 cm | Vasque avec organisateur H 8 cm | Waschbecke mit Organizer H 8 cm | Lavabo con organizador H 8 cm



COD.	L	P			KORAKRIL BLEND ICE WHITE	KORAKRIL GRIGIO SCURO / GRIGIO / SABBIA / TORTORA
L10014321	60	23" 5/8	46	18" 1/8	723	847

* Vaschetta in lamiera abbinabile | Matching metal tray | Combinaison avec bac en métal | Kombinationen mit Metall Tablett | Combinación con bandeja de metal

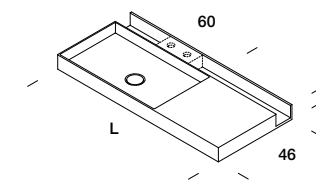
* Accessori per organizer P.67 | Organizer accessories P.67 | Accessoires pour organisateur P.67 | Metallzubehören für Organizer S.67 | Accesorios para organizador P.67

* Optional portarubinetto P.51 | Optional mixer support P.51 | Optional support mitigeur P.51 | Armaturhalter S.51 | Soporte para grifo P.51

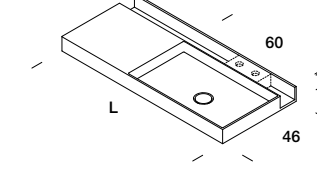
Lavabo SX e DX con organizer H 8 cm

SX or DX Basin with organizer H 8 cm | Vasque G. ou D. avec organisateur H 8 cm | Waschbecke Li. und Re. mit Organizer H 8 cm | Lavabo D. y l. con organizador H 8 cm

SX



DX



COD.	L	P			KORAKRIL BLEND ICE WHITE	KORAKRIL GRIGIO SCURO / GRIGIO / SABBIA / TORTORA
L10015323	70	27" 9/16	46	18" 1/8	984	1166
L10016323	80	31" 1/2	46	18" 1/8	1084	1284
L10017323	90	35" 7/16	46	18" 1/8	1175	1394
L10018323	100	39" 3/8	46	18" 1/8	1270	1508
L10019323	120	47" 1/4	46	18" 1/8	1470	1751
L1001A323	140	55" 1/8	46	18" 1/8	1669	1994

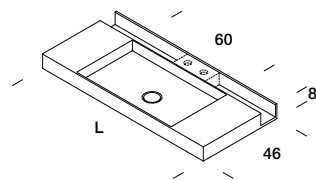
* Vaschetta in lamiera abbinabile | Matching metal tray | Combinaison avec bac en métal | Kombinationen mit Metall Tablett | Combinación con bandeja de metal

* Accessori per organizer P.67 | Organizer accessories P.67 | Accessoires pour organisateur P.67 | Metallzubehören für Organizer S.67 | Accesorios para organizador P.67

* Optional portarubinetto P.51 | Optional mixer support P.51 | Optional support mitigeur P.51 | Armaturhalter S.51 | Soporte para grifo P.51

Lavabo CX con organizer H 8 cm

CX Basin with organizer H 8 cm | Vasque CX avec organisateur H 8 cm | Waschbecke CX mit Organizer H 8 cm | Lavabo CX con organizador H 8 cm



COD.	L	P			KORAKRIL BLEND ICE WHITE	KORAKRIL GRIGIO SCURO / GRIGIO / SABBIA / TORTORA
L10016322	80	31" 1/2	46	18" 1/8	1084	1284
L10017322	90	35" 7/16	46	18" 1/8	1175	1394
L10018322	100	39" 3/8	46	18" 1/8	1270	1508
L10019322	120	47" 1/4	46	18" 1/8	1470	1751
L1001A322	140	55" 1/8	46	18" 1/8	1669	1994

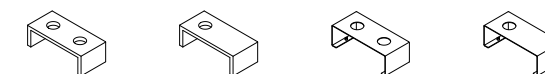
* Vaschetta in lamiera abbinabile | Matching metal tray | Combinaison avec bac en métal | Kombinationen mit Metall Tablett | Combinación con bandeja de metal

* Accessori per organizer P.67 | Organizer accessories P.67 | Accessoires pour organisateur P.67 | Metallzubehören für Organizer S.67 | Accesorios para organizador P.67

* Optional portarubinetto P.51 | Optional mixer support P.51 | Optional support mitigeur P.51 | Armaturhalter S.51 | Soporte para grifo P.51

Optional portarubinetto

optional mixer support | support pour mitigeur optionel | optionale Mixerunterstützung | soporte de grifo opcional



COD.	KORAKRIL BLEND ICE WHITE	KORAKRIL GRIGIO SCURO / GRIGIO / SABBIA / TORTORA	LAMIERA* METAL	
			BIANCO O NERO WHITE OR BLACK	MATERICA ROUGH EFFECT
90B18001	143	173	110	143

Specificare preferenza numero fori portarubinetto | Tap holes numer to specify at order confirmation | Nombre de trous à spécifier lors de la confirmation de commande | Anzahl Aramturenoecher angeben | Especificue el número de preferencia de los orificios de los grifos

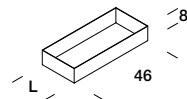
* Fori rubinetto da 35 mm | Tap holes diam. 35 mm | Diamentre trous 35 mm | Armaturenlochgroesse 35 mm | Orificios para grifo 35 mm

Vaschette in lamiera

Metal trays | Bacs en metal | Tablett aus Metall | Bandejas en metal

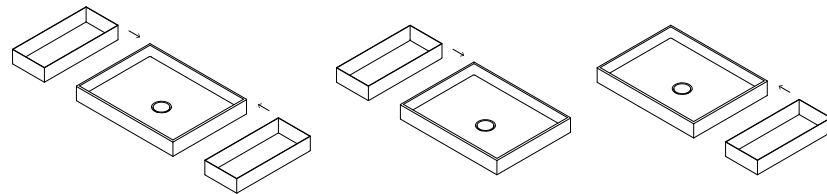
Vaschette H 8 cm

Trays H 8 cm | Bacs H 8 cm | Tablett H 8cm | Bandejas H 8 cm



COD.	L	P	BIANCO O NERO WHITE OR BLACK	LAMIERA MATERICA METAL ROUGH EFFECT		
90C26001	20	7" 7/8	46	18" 1/8	308	393
90C26002	30	11" 13/16	46	18" 1/8	328	443

* Abbinabile a lavabi e top H 8 cm | Suitable with basins and tops H 8 cm | Adaptable aux vasques et plans H 8 cm | Geeignet mit becken und tops H 8 cm | Adecuado con lavabos y encimeras H 8 cm



Lamiera | Lamiera

Partendo da una base in acciaio per tutte le finiture, i processi produttivi sono: Lamiera materica: l'acciaio viene nichelato per immersione su tutta la superficie. Successivamente viene acidato e lavato con acqua per poi essere verniciato con uno strato trasparente protettivo. Ogni elemento in lamiera materica è unico e non potrà mai presentate le stesse sfumature. Lamiera bianca - nera: l'acciaio subisce un processo di verniciatura a polvere, passando attraverso un forno di cottura che permette la copertura dell'oggetto con un leggero ma resistente strato di vernice. | Starting from a stainless steel base for all finishes, the production processes are: Metal rough effect: steel is nickelplated by immersion

on the entire surface. Subsequently it is etched and washed with water and then painted with a transparent protective layer. Each piece element is unique and can never have the same nuances. White - black painted: steel has a powder coating process, passing through an oven that allows the object to be covered with a light but resistant layer of paint. | Partant d'une base en acier pour toutes les finitions, les processus de production sont les suivants: Métal brut: l'acier est nickelé par immersion sur toute la surface. En suite, il est gravé et lavé à l'eau et en suite peinté avec une couche protectrice transparente. Chaque élément piece est unique et ne peut jamais avoir les mêmes

nuances. Métal blanche - noir: l'acier subit un processus de revêtement de poudre, passant à travers un four de cuisson qui permet à l'objet d'être recouvert d'une couche de peinture légère mais résistante. | Ausgehend vom Basismaterial Edelstahl für alle Ausführungen, wird beim Roheffekt "Materica" nach diversen Haertungen, Vernickelungen ecc. einen transparenten Schutzlack aufgetragen. Jedes Element in dieser Ausführung ist einzigartig in seinen Strukturen und Zeichnungen. Die weiss - schwarz Version ist eine Pulverbeschichtung und matte Lackierung, die im Ofen eingebrannt wird und so sehr resistent wird. | Partiendo de una base de acero todos los


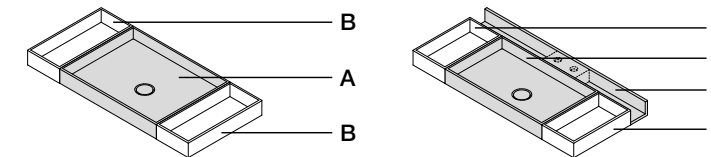
acabados, los procesos de producción son: Plancha materica: el acero viene niquelado por inmersión de toda la superficie. Sucesivamente viene grabado al acido lavado con agua para después ser barnizado con otra capa transparente protectora. Cada elemento en plancha materica es único y no podrá nunca presentarr las mismas tonalidades. Planchqa blanca/ negra: El ácido experimenta un proceso de barniz opaco al polvo, pasando a través de un horno con una cocción que permite el recubrimiento del objeto con un ligero pero resistente capa de barniz.

Lavabi in Corian®

Corian® basins | Vasques en Corian® | Corian® waschbecken | Lavabos en Corian®

Abbinamenti Rexa

Rexa combinations | Combinaisons Rexa | Rexa kombinationen | Combinaciones Rexa



Glacier White + Glacier White

Glacier White + Neutral Concrete

Ash Aggregate + Neutral Concrete

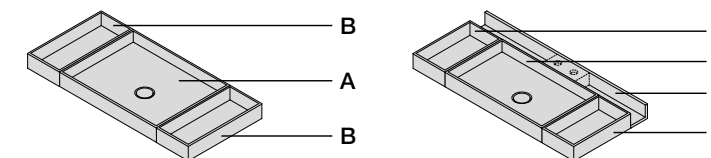
Dune Prima + Neutral Concrete

Carbon Aggregate + Carbon Concrete

Graylite + Carbon Concrete

Monocolore

Single color | Couleur unique | Einfarbige | Solo color



Bone

Deep Cloud

Silver Gray

Graylite

Neutral Concrete

Dune Prima

Clay

Carbon Aggregate

Carbon Concrete

Ash Aggregate

Deep Nocturne

Lavabi in Corian® H 8 cm

Corian® basins H 8 cm | Vasques en Corian® H 8 cm | Waschbecken aus Corian® H 8 cm | Lavabos en Corian® H 8 cm

Piletta scarico libero inclusa
Free flow drain included
Bonde à écoulement libre inclus
Ablaufgarnitur inkl
Desague libre incluido

Lavabi con vaschetta laterale H 8 cm

Basin with lateral tray H 8 cm | Vasque avec bac lateral H 8 cm | Waschbecken mit seitlichem Tablett H 8 cm | Lavabo con bandeja lateral H 8 cm

	COD. L2LV06321	COD. L2LV07321	COD. L2LV07322	COD. L2LV08321	COD. L2LV08322
	1480	1504	1507	1535	1537
	1546	1595	1578	1626	1610
	1795	1843	1852	1900	1910
	1795	1843	1852	1900	1910
	1795	1843	1852	1900	1910
	1795	1843	1852	1900	1910
BONE / SILVER GRAY / NEUTRAL CONCRETE / CARBON CONCRETE / CLAY / DEEP CLOUD / GREYLITE / DUNE PRIMA / ASH AGGREGATE / CARBON AGGREGATE	1919	1971	1975	2028	2032
DEEP NOCTURNE	2114	2158	2162	2206	2209

Lavabi con doppia vaschetta H 8 cm

Basin with double trays H 8 cm | Vasque avec double bac H 8 cm | Waschbecken mit 2 Tabletten H 8 cm | Lavabo con 2 bandejas H 8 cm

	COD. L3LV08321	COD. L3LV09321	COD. L3LV09322	COD. L3LV09323
	1637	1718	1718	1723
	1778	1907	1892	1874
	2027	2124	2124	2142
	2027	2124	2124	2142
	2027	2124	2124	2142
	2027	2124	2124	2142
BONE / SILVER GRAY / NEUTRAL CONCRETE / CARBON CONCRETE / CLAY / DEEP CLOUD / GREYLITE / DUNE PRIMA / ASH AGGREGATE / CARBON AGGREGATE	2161	2299	2299	2299
DEEP NOCTURNE	2328	2481	2481	2481

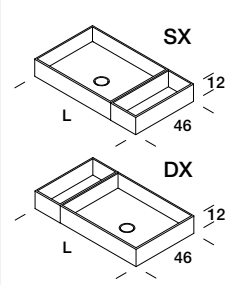






Lavabi in Corian® H 12 cm

Corian® basins H 12 cm | Vasques en Corian® H 12 cm | Waschbecken aus Corian® H 12 cm | Lavabos en Corian® H 12 cm

Piletta scarico libero inclusa
Free flow drain included
Bonde à écoulement libre inclus
Ablaufgarnitur inkl
Desague libre incluido

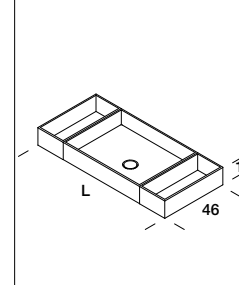






Lavabi con vaschetta laterale H 12 cm

Basin with lateral tray H 12 cm | Vasque avec bac lateral H 12 cm | Waschbecken mit seitlichemTablett H 12 cm | Lavabo con bandeja lateral H 12 cm

	60 20		60 30		70 20		70 30		80 20	
	80		90		90		100		100	
	20 60		30 60		20 70		30 70		20 80	
	80		90		90		100		100	
	COD. L2LV06421		COD. L2LV07421		COD. L2LV07422		COD. L2LV08421		COD. L2LV08422	
	1554	1579	1581	1611	1613					
	1623	1674	1656	1707	1690					
	1884	1934	1944	1995	2005					
	1884	1934	1944	1995	2005					
	1884	1934	1944	1995	2005					
	1884	1934	1944	1995	2005					
BONE / SILVER GRAY / NEUTRAL CONCRETE / CARBON CONCRETE / CLAY / DEEP CLOUD / GREYLITE / DUNE PRIMA / ASH AGGREGATE / CARBON AGGREGATE	2015	2069	2073	2175	2134					
DEEP NOCTURNE	2219	2266	2270	2316	2319					

Lavabi con doppia vaschetta H 12 cm

Basin with double trays H 12 cm | Vasque avec double bacs H 12 cm | Waschbecken mit 2 Tabletten H 12 cm | Lavabo con 2 bandejas H 12 cm

	20 60 20			30 60 30			20 70 30 SX			20 80 20		
	100			120			120			120		
	30 70 20 DX											
	120											
	COD. L3LV08421			COD. L3LV09421			COD. L3LV09422			COD. L3LV09423		
	1719	1804	1804	1809								
	1866	2002	1986	1967								
	2128	2229	2229	2249								
	2128	2229	2229	2249								
	2128	2229	2229	2249								
	2128	2229	2229	2249								
BONE / SILVER GRAY / NEUTRAL CONCRETE / CARBON CONCRETE / CLAY / DEEP CLOUD / GREYLITE / DUNE PRIMA / ASH AGGREGATE / CARBON AGGREGATE	2269	2413	2413	2413								
DEEP NOCTURNE	2444	2604	2604	2604								

Lavabi in Corian® H 8 cm

Corian® basins H 8 cm | Vasques en Corian® H 8 cm | Waschbecken aus Corian® H 8 cm | Lavabos en Corian® H 8 cm

Piletta scarico libero inclusa
Free flow drain included
Bonde à écoulement libre inclus
Ablaufgarnitur inkl
Desague libre incluido

Lavabi con organizer e vaschetta laterale H 8 cm

Basin with organizer and lateral tray H 8 cm | vasque avec organisateur et bac lateral H 8 cm | Waschbecken mit Verantaltung und seitlich Tablett H 8 cm | Lavabo con organizador y bandeja lateral H 8 cm

	COD. L2L006321	COD. L2L007321	COD. L2L007322	COD. L2L008321	COD. L2L008322
	1590	1614	1617	1645	1647
	1656	1705	1694	1738	1727
	1914	1958	1963	2013	2024
	1914	1958	1963	2013	2024
	1914	1958	1963	2013	2024
	1914	1958	1963	2013	2024
BONE / SILVER GRAY / NEUTRAL CONCRETE / CARBON CONCRETE / CLAY / DEEP CLOUD / GREYLITE / DUNE PRIMA / ASH AGGREGATE / CARBON AGGREGATE	2035	2084	2090	2145	2145
DEEP NOCTURNE	2233	2271	2277	2321	2321

Lavabi con organizer e doppia vaschetta H 8 cm

Basin with organizer and double trays H 8 cm | Vasque avec organisateur et double bac H 8 cm | Waschbecken mit Organizer und 2 Tabletten H 8 cm | Lavabo con organizador y 2 bandejas H 8 cm

	COD. L3L008321	COD. L3L009321	COD. L3L009322	COD. L3L009323
	1760	1837	1848	1848
	1903	2024	2013	1991
	2145	2244	2244	2266
	2145	2244	2244	2266
	2145	2244	2244	2266
	2145	2244	2244	2266
BONE / SILVER GRAY / NEUTRAL CONCRETE / CARBON CONCRETE / CLAY / DEEP CLOUD / GREYLITE / DUNE PRIMA / ASH AGGREGATE / CARBON AGGREGATE	2288	2418	2418	2418
DEEP NOCTURNE	2442	2596	2596	2596

* Accessori e miscelatori non compresi P. 67 e P. 177 | Accessories and mixers not included P. 67 e P. 177 | Accessoires et mitigeurs non inclus P. 67 e P. 177 | Zubehör und Armaturen nicht inbegriffen S. 67 e P. 177 | Accesorios y mezclador no incluidos P. 67 e P. 177

* Accessori e miscelatori non compresi P. 67 e P. 177 | Accessories and mixers not included P. 67 e P. 177 | Accessoires et mitigeurs non inclus P. 67 e P. 177 | Zubehör und Armaturen nicht inbegriffen S. 67 e P. 177 | Accesorios y mezclador no incluidos P. 67 e P. 177

Lavabi in Corian® H 12 cm

Corian® basins H 12 cm | Vasques en Corian® H 12 cm | Waschbecken aus Corian® H 12 cm | Lavabos en Corian® H 12 cm

Piletta scarico libero inclusa
Free flow drain included
Bonde à écoulement libre inclus
Ablaufgarnitur inkl
Desague libre incluido

Lavabi con organizer e vaschetta laterale H 12 cm

Basin with organizer and lateral tray H 12 cm | Vasque avec organisateur et bac lateral H 12 cm | Waschbecken mit Organizer und seitlichemTablett H 12 cm | Lavabo con organizador y bandeja lateral H 12 cm

	COD. L2L006421	COD. L2L007421	COD. L2L007422	COD. L2L008421	COD. L2L008422
	1749	1775	1778	1809	1811
	1821	1875	1863	1912	1899
	2105	2153	2159	2214	2226
	2105	2153	2159	2214	2226
	2105	2153	2159	2214	2226
	2105	2153	2159	2214	2226
BONE / SILVER GRAY / NEUTRAL CONCRETE / CARBON CONCRETE / CLAY / DEEP CLOUD / GREYLITE / DUNE PRIMA / ASH AGGREGATE / CARBON AGGREGATE	2238	2292	2299	2359	2359
DEEP NOCTURNE	2456	2498	2497	2553	2553

* Accessori e miscelatori non compresi P. 67 e P. 177 | Accessories and mixers not included P. 67 e P. 177 | Accessoires et mitigeurs non inclus P. 67 e P. 177 | Zubehör und Armaturen nicht inbegriffen S. 67 e P. 177 | Accesorios y mezclador no incluidos P. 67 e P. 177

Lavabi con organizer e doppia vaschetta H 12 cm

Basin with organizer and double trays H 12 cm | Vasque avec organisateur et double bac H 12 cm | Waschbecken mit Organizer und 2 Tabletten H 12 cm | Lavabo con organizador y 2 bandejas H 12 cm

	COD. L3L008421	COD. L3L009421	COD. L3L009422	COD. L3L009423
	1936	2020	2032	2032
	2093	2226	2214	2190
	2359	2468	2468	2492
	2359	2468	2468	2492
	2359	2468	2468	2492
	2359	2468	2468	2492
BONE / SILVER GRAY / NEUTRAL CONCRETE / CARBON CONCRETE / CLAY / DEEP CLOUD / GREYLITE / DUNE PRIMA / ASH AGGREGATE / CARBON AGGREGATE	2516	2659	2659	2659
DEEP NOCTURNE	2686	2855	2855	2855

* Accessori e miscelatori non compresi P. 67 e P. 177 | Accessories and mixers not included P. 67 e P. 177 | Accessoires et mitigeurs non inclus P. 67 e P. 177 | Zubehör und Armaturen nicht inbegriffen S. 67 e P. 177 | Accesorios y mezclador no incluidos P. 67 e P. 177

Lavabi in Corian® H 8 cm

Corian® basins H 8 cm | Vasques en Corian® H 8 cm | Waschbecken aus Corian® H 8 cm | Lavabos en Corian® H 8 cm

Piletta scarico libero inclusa
Free drain included
Bonde libre inclus
Ablaufgarnitur inkl
Desague libre incluido

Lavabi con consolle trucco H 8 cm

Basin with make-up desk H 8 cm | Vasque avec console de maquillage H 8 cm | Waschbecken mit Make-up-Konsole H 8 cm | Lavabo con consola de maquillaje H 8 cm

	<table border="1"> <tr><td>60</td><td>40</td></tr> <tr><td colspan="2">100</td></tr> </table>	60	40	100		<table border="1"> <tr><td>80</td><td>40</td></tr> <tr><td colspan="2">120</td></tr> </table>	80	40	120					
	60	40												
100														
80	40													
120														
<table border="1"> <tr><td>40</td><td>60</td></tr> <tr><td colspan="2">100</td></tr> </table>	40	60	100		<table border="1"> <tr><td>40</td><td>80</td></tr> <tr><td colspan="2">120</td></tr> </table>	40	80	120		<table border="1"> <tr><td colspan="2">COD. L4LC08321</td></tr> <tr><td colspan="2">COD. L4LC09321</td></tr> </table>	COD. L4LC08321		COD. L4LC09321	
40	60													
100														
40	80													
120														
COD. L4LC08321														
COD. L4LC09321														
	1694	1751												
	1782	1846												
	2035	2145												
	2035	2145												
	2035	2145												
	2035	2145												
BONE / SILVER GRAY / NEUTRAL CONCRETE / CARBON CONCRETE / CLAY / DEEP CLOUD / GREYLITE / DUNE PRIMA / ASH AGGREGATE / CARBON AGGREGATE	2207	2319												
DEEP NOCTURNE	2473	2569												

Lavabi con organizer e consolle trucco H 8 cm

Basin with organizer and make-up desk H 8 cm | Vasque avec organisateur et console de maquillage H 8 cm | Waschbecken mit Organizer und Make-up-Konsole H 8 cm | Lavabo con organizador y consola de maquillaje H 8 cm

	<table border="1"> <tr><td>60</td><td>40</td></tr> <tr><td colspan="2">100</td></tr> </table>	60	40	100		<table border="1"> <tr><td>80</td><td>40</td></tr> <tr><td colspan="2">120</td></tr> </table>	80	40	120					
	60	40												
100														
80	40													
120														
<table border="1"> <tr><td>40</td><td>60</td></tr> <tr><td colspan="2">100</td></tr> </table>	40	60	100		<table border="1"> <tr><td>40</td><td>80</td></tr> <tr><td colspan="2">120</td></tr> </table>	40	80	120		<table border="1"> <tr><td colspan="2">COD. L4LB08321</td></tr> <tr><td colspan="2">COD. L4LB09321</td></tr> </table>	COD. L4LB08321		COD. L4LB09321	
40	60													
100														
40	80													
120														
COD. L4LB08321														
COD. L4LB09321														
	1804	1861												
	1892	1962												
	2150	2260												
	2150	2260												
	2150	2260												
	2150	2260												
BONE / SILVER GRAY / NEUTRAL CONCRETE / CARBON CONCRETE / CLAY / DEEP CLOUD / GREYLITE / DUNE PRIMA / ASH AGGREGATE / CARBON AGGREGATE	2332	2442												
DEEP NOCTURNE	2590	2678												

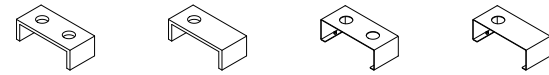
* Accessori e miscelatori non compresi P. 67 e P. 177 | Accessories and mixers not included P. 67 e P. 177 | Accessoires et mitigeurs non inclus P. 67 e P. 177 | Zubehör und Armaturen nicht inbegriffen S. 67 e P. 177 | Accesorios y mezclador no incluidos P. 67 e P. 177

Lavabi in Corian®

Corian® basins | Vasques en Corian® | Waschbecken aus Corian® | Lavabos en Corian®

Optional portarubinetto

Optional mixer support | Support pour mitigeur optionel | optionale Armaturenbank | Soporte de grifo opcional

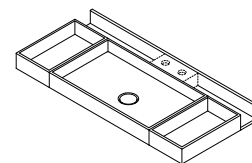


COD.	CORIAN		LAMIERA* METAL	
	GLACIER WHITE / BONE / SILVER GRAY / NEUTRAL CONCRETE / CARBON CONCRETE / CLAY / DEEP CLOUD / GRAYLITE / DUNE PRIMA / ASH AGGREGATE / CARBON AGGREGATE	DEEP NOCTURNE	BIANCO O NERO WHITE OR BLACK	MATERICA ROUGH EFFECT
90B18001	143	198	110	143

Specificare preferenza numero fori portarubinetto | Tap holes numer to specify at order confirmation | Nombre de trous à spécifier lors de la confirmation de commande | Anzahl Armaturenlocher angeben | Especificar número de portagrifo

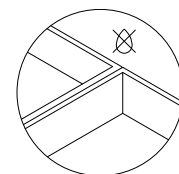
* Fori rubinetto da 35 mm | Tap holes diam. 35 mm | Diametre trous 35 mm | Armaturenlochgröße 35 mm | Agujero grifería de 35mm

Specifiche | Specifications



Tutti i lavabi in Corian con vaschette, con vaschette e organizer e con console trucco sono da considerarsi un unico elemento | All Corian washbasins with trays, with trays and organizers and with make-up console has to be considered as a single element | Tous les lavabos en Corian avec bac, avec bac et organisateurs et avec console de maquillage doivent être considérés comme un seul élément | Saemtliche Corianwaschtische mit Tabletten und Organizer werden in einem einzigen Stueck geliefert. | todos los lavabos en corian con bandeja, bandeja y organizador y consola de maquillaje son considerados un único elemento

Giunzioni | Joints



Lavabo e vaschetta incollate per prevenire l'infiltrazione di acqua | Washbasin and tray are glued together to prevent water infiltration | Lavabo et bac sont collés pour empêcher l'infiltration d'eau | Waschbecken und seitliche Tabletten sind fertig zusammengeklebt, um das Eindringen von wasser zu vermeiden | Lavabo y bandeja pegados para evitar la infiltración de agua.

Posizione | Position

appoggio over counter

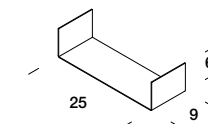
sospeso wall hung

Accessori organizer in lamiera

Organizer metal accessories | Accessoires pour organisateur métal | Metallzubehör für Organizer | Accesorios para organizador en metal

Divisorio L 25 cm

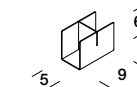
Divider L 25 cm | Séparateur L 25 cm | Teiler L 25cm | Divisor L 25 cm



COD.	L	P	BIANCO O NERO WHITE OR BLACK	LAMIERA MATERICA METAL ROUGH EFFECT		
90Z27001	25	9" 7/8	9	3" 1/2	93	137

Portaspazzolini L 5 cm

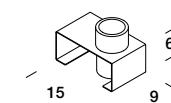
Toothbrush holder L 5 cm | Porte brosse à dents L 5 cm | Zahnbürsterhalter L 5 cm | Portacepillos L 5 cm



COD.	L	P	BIANCO O NERO WHITE OR BLACK	LAMIERA MATERICA METAL ROUGH EFFECT		
90Z04001	5	2"	9	3" 1/2	93	137

Supporto con bicchiere L 15 cm

Support with tooth brush holder L 15 cm | Support avec porte brosse à dents L 15 cm | Unterstützung mit Zahnbürsterhalter L 15 cm | Soporte con portacepillo L 15 cm

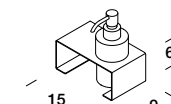


COD.	L	P	BIANCO O NERO WHITE OR BLACK	LAMIERA MATERICA METAL ROUGH EFFECT		
90Z28001	15	5" 7/8	9	3" 1/2	193	237

* Bicchiere bianco o nero a scelta compreso | Choice of white or black glass included | Choix de verre blanc ou noir inclus | Becher weiss oder schwarz verfuegbar | Vaso blanco o negro a elección incluido

Supporto con dispenser L 15 cm

Support with dispenser L 15 cm | Support avec distributeur L 15 cm | Unterstützung mit Dispenser L 15 cm | Soporte con dispensador L 15 cm



COD.	L	P	BIANCO O NERO WHITE OR BLACK	LAMIERA MATERICA METAL ROUGH EFFECT		
90Z29001	15	5" 7/8	9	3" 1/2	327	371

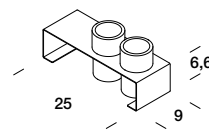
* Dispenser bianco o nero a scelta compreso | Choice of white or black soap dispenser included | Choix de distributeur de savon blanc ou noir inclus | Dispenser weiss oder schwarz verfuegbar | Dispensador blanco o negro a elección incluido

Accessori organizer in lamiera

Organizer metal accessories | Accessoires pour organisateur métal | Metallzubehör für Organizer | Accesorios para organizador en metal

Supporto con bicchieri L 25 cm

Support with double toothbrush holder L 25 cm | Support avec double porte brosse à dents L 25 cm | Doppelzahnbecherhalter L 25 cm | Soporte con doble portacepillo L 25 cm

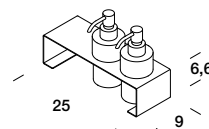


COD.	L	P	BIANCO O NERO WHITE OR BLACK	LAMIERA MATERICA METAL ROUGH EFFECT		
90Z28002	25	9" 7/8	9	3" 1/2	302	347

* Bicchiere bianco o nero a scelta compreso | Choice of white or black glass included | Choix de verre blanc ou noir inclus | Becher weiss oder schwarz verfuegbar | Vaso blanco o negro a elección incluido

Supporto dispenser L 25 cm

Support with double dispenser L 25 cm | Support avec double porte brosse à dents L 25 cm | Doppeldispenserhalter L 25 | Soporte con doble portacepillo L 25 cm

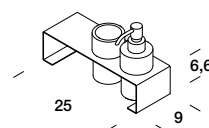


COD.	L	P	BIANCO O NERO WHITE OR BLACK	LAMIERA MATERICA METAL ROUGH EFFECT		
90Z29002	25	9" 7/8	9	3" 1/2	570	614

* Dispenser bianco o nero a scelta compreso | Choice of white or black soap dispenser included | Choix de distributeur de savon blanc ou noir inclus | Dispenser weiss oder schwarz verfuegbar | Dispensador blanco o negro a elección incluido

Supporto con bicchiere e dispenser L 25 cm

Support with dispenser and toothbrush holder L 25 cm | Support avec distributeur et porte brosse à dents L 25 cm | Zahnbecher- und Dispenserhalter L 25 cm | Soporte con dispensador y portacepillo L 25 cm

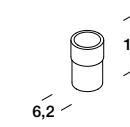


COD.	L	P	BIANCO O NERO WHITE OR BLACK	LAMIERA MATERICA METAL ROUGH EFFECT		
90Z30001	25	9" 7/8	9	3" 1/2	436	480

* Bicchiere e dispenser bianco o nero a scelta compreso | Choice of white or black glass and soap dispenser included | Choix de verre et distributeur de savon blanc ou noir inclus | Dispenser und Becher weiss oder schwarz verfuegbar | Dispensador y vaso blanco o negro a elección incluido

Portaspazzolino

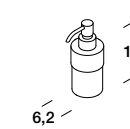
Toothbrush holder | Porte brosse à dents | Zahnbürsterhalter | Portacepillos



COD.	L	P	PVC BIANCO WHITE PVC	PVC NERO BLACK PVC		
9002801	10	3" 7/8	6,2	2" 3/8	100	100

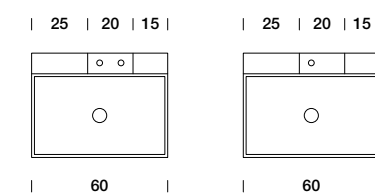
Dispenser

Dispenser | Distributeur | Dispenser | Dispensador



COD.	L	P	PVC BIANCO WHITE PVC	PVC NERO BLACK PVC		
9000501	10	3" 7/8	6,2	2" 3/8	254	254

Dimensioni porta rubinetto | Faucet holder size



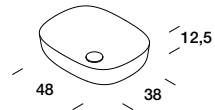
Le dimensioni e la posizione del porta rubinetto e dei fori sono fisse e non dipendono dalla lunghezza del lavabo o dalla quantità di fori per l'alloggio del miscelatore | The size and position of the faucet holder and the holes are fixed and do not depend on the length of the sink or on the number of holes for the mixer | Les dimensions et la position du support de robinet et des trous sont fixes et ne dépendent pas de la longueur de la vasque ou du nombre de trous pour le mélangeur | Die Position und Durchmesser der Armaturenbank ist Fix und ist nicht von der Groesse des Waschtisches, sowie von der Anzahl Loecher abhaengig | Las dimensiones y la posición del porta-grifería y de los agujeros son fijados y no dependen del ancho del lavabo o de la cantidad de agujeros para la ubicación del mezclador.

Lavabi in appoggio^{NEW}

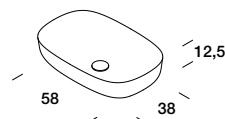
Over counter washbasin^{NEW} | Vasques à poser^{NEW} | Aufsatzwaschbecken^{NEW} | Lavabos de apoyo^{NEW}

Conca

Lavabo in Korakril Blend con piletta a scarico libero | Korakril Blend basin with free flow drain included | Vasque à poser en Korakril Blend avec bonde à écoulement libre inclus | Waschbecken aus Korakril Blend mit Ablaufgarnitur nicht staubar. Abdeckung aus Korakril | Lavabo en Korakril Blend con deasagüe libre incluido



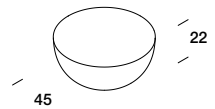
COD.	L	P	KORAKRIL BLEND ICE WHITE		
01C011201	48	18" 7/8	38	14" 7/8	462



COD.	L	P	KORAKRIL BLEND ICE WHITE		
01C011202	58	22" 27/32	38	14" 7/8	501

Pan

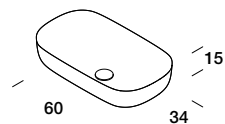
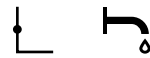
Lavabo in Korakril Blend con piletta a scarico libero | Korakril Blend basin with free flow drain included | Vasque à poser en Korakril Blend avec bonde à écoulement libre inclus | Waschbecken aus Korakril Blend mit Ablaufgarnitur nicht staubar. Abdeckung aus Korakril | Lavabo en Korakril Blend con deasagüe libre incluido



COD.	Ø	KORAKRIL BLEND ICE WHITE		
01PA11201	45	17" 23/32	550	

Moode

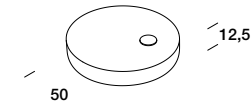
Lavabo in Corian® con piletta a scarico libero | Corian® basin with free flow drain included | Vasque à poser en Corian® avec bonde à écoulement libre inclus | Waschbecken aus Corian® mit Ablaufgarnitur nicht staubar. Abdeckung aus Corian® | Lavabo en Corian® con deasagüe libre incluido



COD.	L	P	CORIAN®				
			GLACIER WHITE	DUNE PRIMA ASH AGGREGATE PEBBLE TERRAZZO	DEEP NOCTURNE		
01M011201	60	23" 5/8	34	13" 3/8	715	968	1001

O_O

Lavabo in Corian® o marmo con piletta a scarico libero | Corian® or marble basin with free flow drain included | Vasque à poser en Corian® ou marbre avec bonde à écoulement libre inclus | Waschbecken aus Corian® oder Marmor mit Ablaufgarnitur nicht staubar | Lavabo en Corian® o marbre con deasagüe libre incluido



COD.	Ø	CORIAN®			MARMO MARBLE		
		GLACIER WHITE	DEEP CLOUD DUNE PRIMA	DEEP NOCTURNE	NERO MARQUINIA	CARRARA	
010016101	50	19" 3/4	935	1232	1320	2934	2652

Acid Shield

Acid Shield è il rivoluzionario trattamento protettivo per marmi e pietre contro agenti acidi, coloranti e grassi. Forma un vero e proprio scudo invisibile satinato al tatto e, senza alterare le qualità cromatiche naturali dei materiali, protegge da macchie, aloni, rigature e perdite di tonalità e brillantezza. Il trattamento è frutto della ricerca del nostro partner ed è applicato dall'azienda presso i propri laboratori non solo su lastre e altri oggetti piani, ma anche su manufatti tridimensionali, torniti o scavati. Acid Shield è certificato dal Laboratorio del marmo di Verona in base alla norma UNI EN 12720 (Valutazione della resistenza delle superfici ai liquidi freddi, prodotti di pulizia e agenti macchianti) e consente di superare tutte le problematiche di manutenzione e pulizia dei materiali lapidei naturali. | Acid Shield is a revolutionary treatment for marbles and stones conceived against acids, colorants and grease. It creates an invisible satin-like shield without altering its natural chromatic aspect and protects it from stains, etches

and loss of brilliance and colors. This treatment has been developed internally by our partner and is applied by the firm on marble slabs and surfaces, but also on 3D-shaped or carved objects. Acid Shield is certified by the Marmo di Verona Laboratory in compliance with UNI EN 12720 regulation (Assessment of surface resistance to cold liquids). | Acid Shield est le traitement protecteur révolutionnaire du marbre et de la pierre contre les agents acides, les colorants et les graisses. Il forme un véritable bouclier invisible avec une finition satinée au toucher et, sans altérer les qualités chromatiques naturelles des matériaux, protège contre les taches, les halos, les rayures et la perte de teinte et de brillance. Le traitement est le résultat de la recherche de notre partenaire et est appliqué par l'entreprise dans ses laboratoires non seulement sur des plans et autres objets plats, mais aussi sur des objets tridimensionnels, tournés ou excavés. Acid Shield est certifié par le Laboratoire de Marbre de Vérone selon UNI EN 12720

(Évaluation de la résistance des surfaces aux liquides froids, aux produits de nettoyage et aux agents de coloration) et permet de surmonter tous les problèmes d'entretien et de nettoyage des matériaux en pierre naturelle. | Acid Shield ist die revolutionäre Schutzbehandlung für Marmor und Stein gegen Säuremittel, Farbstoffe und Fette. Es bildet einen echten und eigenen unsichtbaren Schild mit einem satinierten Finish und schützt, ohne die natürlichen chromatischen Eigenschaften der Materialien zu verändern, vor Flecken, Lichthöfen, Streifen und Farb- und Brillanzverlust. Die Behandlung ist das Ergebnis der Forschung unseres Partners und wird vom Unternehmen in seinen Labors nicht nur auf Platten und anderen flachen Objekten, sondern auch auf dreidimensionalen, gedrehten oder ausgegrabenen Artefakten angewendet. Acid Shield ist vom Verona Marble Laboratory gemäß UNI EN 12720 (Bewertung der Beständigkeit von Oberflächen gegenüber kalten Flüssigkeiten, Reinigungsmitteln und

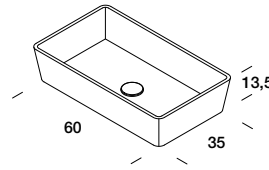
Färbemitteln) zertifiziert und ermöglicht die Überwindung aller Probleme bei der Wartung und Reinigung von Natursteinmaterialien | Acid Shield es el revolucionario tratamiento protector para mármol y piedra contra agentes ácidos, colorantes y grasos. Forma un escudo real de satén invisible al tacto y, sin alterar las cualidades cromáticas naturales de los materiales, protege contra manchas, halos, rayas y pérdida de matiz y brillo. El tratamiento es el resultado de la investigación de nuestro socio y la empresa lo aplica en sus laboratorios no solo en losas y otros objetos planos, sino también en artefactos tridimensionales, torneados o excavados. Acid Shield está certificado por el Verona Marble Laboratory según UNI EN 12720 (Evaluación de la resistencia de las superficies a líquidos fríos, productos de limpieza y agentes de tinción) y permite superar todos los problemas de mantenimiento y limpieza de materiales de piedra natural.

Lavabi in appoggio

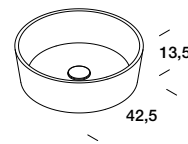
Over counter washbasin | Vasques à poser | Aufsatzwaschbecken | Lavabos de apoyo

Catino

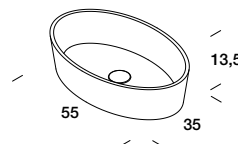
Lavabo in Korakril o Shark compresa piletta a scarico libero. Copripiletta nello stesso materiale | Korakril or Shark washbasin with free flow drain. Drain plug same material | Vasque en Korakril ou Shark avec bonde à écoulement libre. Bonde en même matériau | Korakril oder Shark Waschbecken mit Ablaufgarnitur nicht staubar. Abdeckung aus Korakril oder Shark | Lavabo en Korakril o Shark desagüe libre incluidos. Tapa en el mismo material



COD.	L	P	KORAKRIL PURE WHITE	SHARK GLOSSY WHITE
01CA31101	60	23" 5/8 35	554	514



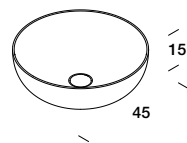
COD.	Ø	KORAKRIL PURE WHITE	SHARK GLOSSY WHITE
01CA11201	42,5	554	514



COD.	L	P	KORAKRIL PURE WHITE	SHARK GLOSSY WHITE
01CA21101	55	21" 5/8 35	554	514

Pod

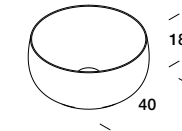
Lavabo in ceramica compresa piletta a scarico libero. Copripiletta ceramica | Washbasin made in ceramic with free flow drain. Drain plug in ceramic | Vasque en céramique avec bonde à écoulement libre. Bonde en céramique | Keramikwaschbecken mit Ablaufgarnitur nicht staubar. Abdeckung aus Keramik | Lavabo en cerámica desagüe libre incluidos. Tapa en el mismo material



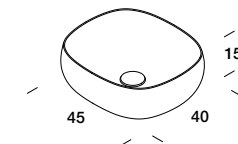
COD.	Ø	CERAMICA BIANCO LUCIDO WHITE GLOSSY CERAMIC
01P021201	45	509

Culla

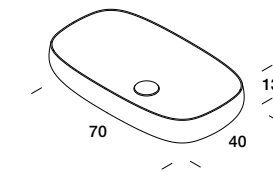
Lavabo in ceramica compresa piletta a scarico libero. Copripiletta ceramica | Washbasin made in ceramic with free flow drain. Drain plug in ceramic | Vasque en céramique avec bonde à écoulement libre. Bonde en céramique | Keramikwaschbecken mit Ablaufgarnitur nicht staubar. Abdeckung aus Keramik | Lavabo en cerámica desagüe libre incluidos. Tapa en el mismo material



COD.	Ø	CERAMICA BIANCO LUCIDO WHITE GLOSSY CERAMIC
01CU11201	40	619



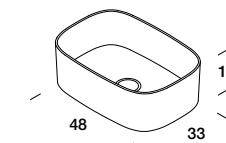
COD.	L	P	CERAMICA BIANCO LUCIDO WHITE GLOSSY CERAMIC
01CU21201	45	17" 3/4 40	619



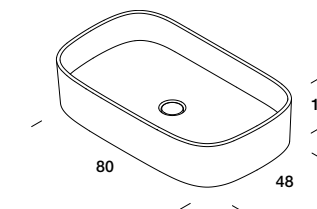
COD.	L	P	CERAMICA BIANCO LUCIDO WHITE GLOSSY CERAMIC
01CU41201	70	27" 1/2 40	772

Fonte

Lavabo in Corian® compresa piletta a scarico libero. Copripiletta in Corian® | Corian® washbasin with free flow drain. Drain plug in Corian® | Vasque en Corian® avec bonde à écoulement libre. Bonde en Corian® | Waschbecken aus Corian® mit Ablaufgarnitur nicht staubar. Abdeckung aus Corian® | Lavabo en Corian® con desagüe libre. Tapa en Corian®



COD.	L	P	CORIAN® GLACIER WHITE
01F021101	48	18" 7/8 34	693



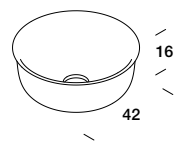
COD.	L	P	CORIAN® GLACIER WHITE
01F041301	80	31" 1/2 48	877

Lavabi in appoggio

Over counter washbasin | Vasques à poser | Aufsatzwaschbecken | Lavabos de apoyo

Hamмам

Lavabo in Korakril o Shark compresa piletta a scarico libero. Copripiletta nello stesso materiale | Korakril or Shark washbasin with free flow drain. Drain plug same material | Vasque en Korakril ou Shark avec bonde à écoulement libre. Bonde en même matériau | Korakril oder Shark Waschbecken mit Ablaufgarnitur nicht staubar. Abdeckung aus Korakril oder Shark | Lavabo en Korakril o Shark desagüe libre incluidos. Tapa en el mismo material

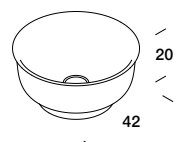


COD.	Ø	KORAKRIL				
		PURE WHITE	LACCATO LACQUERED Soft Touch	ARGILLA CLAY	SHARK GLOSSY WHITE	
01HM11201	42	16" 1/2	749	988	1254	666

Finitura Laccato Soft-touch e Argilla solo esterno | Soft Touch lacquer and clay finish only for external side | Laqué Soft Touch et finition en argile uniquement pour le côté extérieur | Soft Touch-Lack und Lehm-Ausführung nur für Außenseite | Laqueado Soft Touch y acabado de arcilla sólo para el lado externo

Hamмам con basamento dello stesso materiale

Lavabo in Korakril o Shark compresa piletta a scarico libero. Copripiletta nello stesso materiale | Korakril or Shark washbasin with free flow drain. Drain plug same material | Vasque en Korakril ou Shark avec bonde à écoulement libre. Bonde en même matériau | Korakril oder Shark Waschbecken mit Ablaufgarnitur nicht staubar. Abdeckung aus Korakril oder Shark | Lavabo en Korakril o Shark desagüe libre incluidos. Tapa en el mismo material

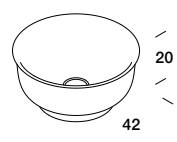


COD.	Ø	KORAKRIL				
		PURE WHITE	LACCATO LACQUERED Soft Touch	ARGILLA CLAY	SHARK GLOSSY WHITE	
01HM11202	42	16" 1/2	749	988	1254	666

Finitura Laccato Soft-touch e Argilla solo esterno | Soft Touch lacquer and clay finish only for external side | Laqué Soft Touch et finition en argile uniquement pour le côté extérieur | Soft Touch-Lack und Lehm-Ausführung nur für Außenseite | Laqueado Soft Touch y acabado de arcilla sólo para el lado externo

Hamмам con basamento in cotto: vinaccia, grigio, marrone

Lavabo in Korakril o Shark compresa piletta a scarico libero. Copripiletta nello stesso materiale | Korakril or Shark washbasin with free flow drain. Drain plug same material | Vasque en Korakril ou Shark avec bonde à écoulement libre. Bonde en même matériau | Korakril oder Shark Waschbecken mit Ablaufgarnitur nicht staubar. Abdeckung aus Korakril oder Shark | Lavabo en Korakril o Shark desagüe libre incluidos. Tapa en el mismo material

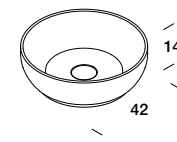


COD.	Ø	KORAKRIL				
		PURE WHITE	LACCATO LACQUERED Soft Touch	ARGILLA CLAY	SHARK GLOSSY WHITE	
01HM11203	42	16" 1/2	866	1104	1371	783

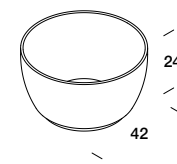
Finitura Laccato Soft-touch e Argilla solo esterno | Soft Touch lacquer and clay finish only for external side | Laqué Soft Touch et finition en argile uniquement pour le côté extérieur | Soft Touch-Lack und Lehm-Ausführung nur für Außenseite | Laqueado Soft Touch y acabado de arcilla sólo para el lado externo

Japan

Lavabo in Korakril o Cocciopesto compresa piletta a scarico libero. Copripiletta nello stesso materiale | Korakril or Cocciopesto washbasin with free flow drain. Drain plug same material | Vasque en Korakril ou Cocciopesto avec bonde à écoulement libre. Bonde en même matériau | Korakril / Cocciopesto Waschbecken mit Ablaufgarnitur nicht staubar. Abdeckung aus Korakril / Cocciopesto | Lavabo en Korakril o Cocciopesto desagüe libre incluidos. Tapa en el mismo material



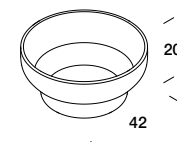
COD.	Ø	KORAKRIL PURE WHITE	COCCIOPESTO SABBIA / GRIGIOCIELO	
01JP11201	42	16" 1/2	655	1717



COD.	Ø	KORAKRIL PURE WHITE	COCCIOPESTO SABBIA / GRIGIOCIELO	
01JP11202	42	16" 1/2	781	2105

Murano

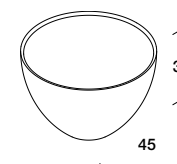
Lavabo in vetro soffiato a bocca. Copripiletta a scarico libero in acciaio lucido o satinato | Blown Murano glass basin. Free flow drain drain plug in polished or brushed steel | Lavabo en verre Murano soufflé. Bonde à écoulement libre en inox poli ou brossé | Murano Glas mundgeblasen. Abdeckung Ablaufventil verchromt glanz / gebürstetem Edelstahl | Lavabo en verre de Murano con desagüe libre incluidos. Tapa en acero brillo / cepillado



COD.	Ø	BRONZO / GRIGIO BRONZE / GREY	
01MU11201	42	16" 1/2	1833

Soave

Lavabo in Korakril compresa piletta a scarico libero. Copripiletta nello stesso materiale | Korakril washbasin with free flow drain. Drain plug same material | Vasque en Korakril avec bonde à écoulement libre. Bonde en même matériau | Korakril Waschbecken mit Ablaufgarnitur nicht staubar. Abdeckung aus Korakril | Lavabo en Korakril desagüe libre incluidos. Tapa en el mismo material



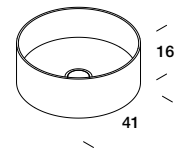
COD.	Ø	KORAKRIL PURE WHITE	
01S042201	45	17" 3/4	773

Lavabi in appoggio

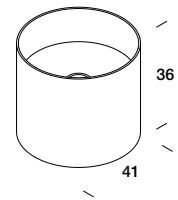
Over counter washbasin | Vasques à poser | Aufsatzwaschbecken | Lavabos de apoyo

Unico rotondo


Lavabo in Corian® compresa piletta a scarico libero. Copripiletta in Corian® | Corian® washbasin with free flow drain. Drain plug in Corian® | Vasque en Corian® avec bonde à écoulement libre. Bonde en Corian® | Corian® Waschbecken mit Ablaufgarnitur nicht staubar. Abdeckung aus Corian® | Lavabo en Corian® con desagüe libre. Tapa en Corian®



COD.	Ø	CORIAN®				
		GLACIER WHITE	NEUTRAL CONCRETE CARBON CONCRETE DEEP CLOUD	GREYLITE DUNE PRIMA ASH AGGREGATE CARBON AGGREGATE	DEEP NOCTURNE	
01UT11201	41	16" 1/8	831	1119	1144	1368

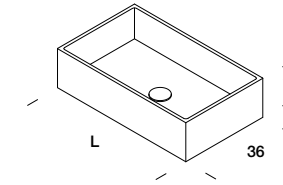


COD.	Ø	CORIAN®				
		GLACIER WHITE	NEUTRAL CONCRETE CARBON CONCRETE DEEP CLOUD	GREYLITE DUNE PRIMA ASH AGGREGATE CARBON AGGREGATE	DEEP NOCTURNE	
01UT12201	41	16" 1/8	1224	1459	1496	1782

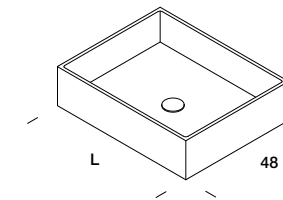


Unico

Lavabo in Corian® compresa piletta a scarico libero. Copripiletta in Corian® | Corian® washbasin with free flow drain. Drain plug in Corian® | Vasque en Corian® avec bonde à écoulement libre. Bonde en Corian® | Corian® Waschbecken mit Ablaufgarnitur nicht staubar. Abdeckung aus Corian® | Lavabo en Corian® con desagüe libre. Tapa en Corian®



COD.	L	P	CORIAN®						
			GLACIER WHITE	BONE SILVER GRAY	NEUTRAL CONCRETE CARBON CONCRETE CLAY DEEP CLOUD	GREYLITE DUNE PRIMA ASH AGGREGATE CARBON AGGREGATE	DEEP NOCTURNE		
01UN11101	36	14" 1/4	36	14" 1/4	663	728	895	915	1054
01UN21101	48	18" 7/8	36	14" 1/4	693	762	955	981	1100
01UN31101	60	23" 5/8	36	14" 1/4	721	797	1016	1045	1164
01UN41101	72	28" 3/8	36	14" 1/4	751	826	1074	1108	1218



COD.	L	P	CORIAN®						
			GLACIER WHITE	BONE SILVER GRAY	NEUTRAL CONCRETE CARBON CONCRETE CLAY DEEP CLOUD	GREYLITE DUNE PRIMA ASH AGGREGATE CARBON AGGREGATE	DEEP NOCTURNE		
01UN21301	48	18" 7/8	48	18" 7/8	751	826	1038	1069	1184
01UN31301	60	23" 5/8	48	18" 7/8	785	863	1136	1172	1307
01UN41301	72	28" 3/8	48	18" 7/8	820	902	1210	1248	1369

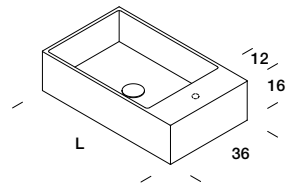


Lavabi in appoggio

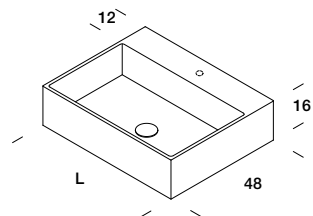
Over counter washbasin | Vasques à poser | Aufsatzwaschbecken | Lavabos de apoyo

Unico

Lavabo in Corian® compresa piletta a scarico libero, con foro rubinetto a richiesta. Copripiletta in Corian® | Corian® washbasin with free flow drain, tap hole on demand. Drain plug in Corian® | Vasque en Corian® avec bonde à écoulement libre, perçage mitigeur sur demande. Bonde en Corian® | Corian® Waschbecken mit Ablaufgarnitur nicht staubar. Abdeckung aus Corian® Hahnlochbohrung frei wählbar | Lavabo en Corian® con desagüe libre, oricio para grifo a elección. Tapa en Corian®



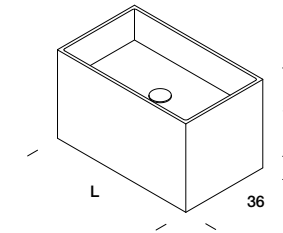
COD.	L		P		GLACIER WHITE	BONE SILVER GRAY	NEUTRAL CONCRETE CARBON CONCRETE CLAY DEEP CLOUD	GREYLITE DUNE PRIMA ASH AGGREGATE CARBON AGGREGATE	DEEP NOCTURNE
01UN11102	36	14" 1/4	36	14" 1/4	710	779	987	1016	1111
01UN21102	48	18" 7/8	36	14" 1/4	751	826	1043	1074	1181
01UN31102	60	23" 5/8	36	14" 1/4	779	854	1083	1111	1221
01UN41102	72	28" 3/8	36	14" 1/4	820	900	1139	1166	1276



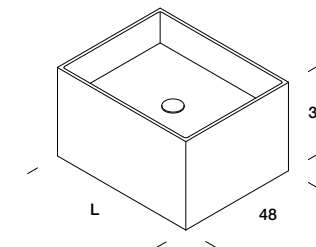
COD.	L		P		GLACIER WHITE	BONE SILVER GRAY	NEUTRAL CONCRETE CARBON CONCRETE CLAY DEEP CLOUD	GREYLITE DUNE PRIMA ASH AGGREGATE CARBON AGGREGATE	DEEP NOCTURNE
01UN11302	36	14" 1/4	48	18" 7/8	751	826	1045	1078	1221
01UN21302	48	18" 7/8	48	18" 7/8	808	889	1122	1155	1294
01UN31302	60	23" 5/8	48	18" 7/8	831	913	1166	1199	1320
01UN41302	72	28" 3/8	48	18" 7/8	877	965	1232	1276	1397

Unico

Lavabo in Corian® compresa piletta a scarico libero. Copripiletta in Corian® | Corian® washbasin with free flow drain. Drain plug in Corian® | Vasque en Corian® avec bonde à écoulement libre. Bonde en Corian® | Corian® Waschbecken mit Ablaufgarnitur nicht staubar. Abdeckung aus Corian® | Lavabo en Corian® con desagüe libre. Tapa en Corian®



COD.	L		P		GLACIER WHITE	BONE SILVER GRAY	NEUTRAL CONCRETE CARBON CONCRETE CLAY DEEP CLOUD	GREYLITE DUNE PRIMA ASH AGGREGATE CARBON AGGREGATE	DEEP NOCTURNE
01UN12101	36	14" 1/4	36	14" 1/4	843	924	1188	1232	1320
01UN22101	48	18" 7/8	36	14" 1/4	900	993	1287	1337	1430
01UN32101	60	23" 5/8	36	14" 1/4	959	1074	1386	1441	1529
01UN42101	72	28" 3/8	36	14" 1/4	1016	1119	1485	1551	1628



COD.	L		P		GLACIER WHITE	BONE SILVER GRAY	NEUTRAL CONCRETE CARBON CONCRETE CLAY DEEP CLOUD	GREYLITE DUNE PRIMA ASH AGGREGATE CARBON AGGREGATE	DEEP NOCTURNE
01UN22301	48	18" 7/8	48	18" 7/8	970	1068	1397	1452	1540
01UN32301	60	23" 5/8	48	18" 7/8	1032	1137	1507	1573	1595
01UN42301	72	28" 3/8	48	18" 7/8	1097	1201	1617	1694	1650

Lavabi in appoggio


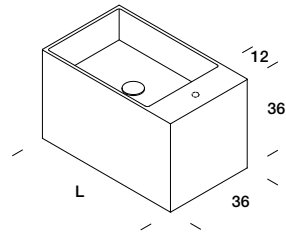
Over counter washbasin | Vasques à poser | Aufsatzwaschbecken | Lavabos de apoyo

TOP

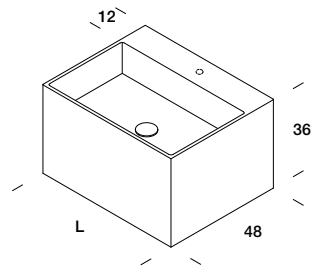
Tops | Plans | Platten | Encimera

Unico

Lavabo in Corian® compresa piletta a scarico libero, con foro rubinetto a richiesta. Copripiletta in Corian® | Corian® washbasin with free flow drain, tap hole on demand. Drain plug in Corian® | Vasque en Corian® avec bonde à écoulement libre, perçage mitigeur sur demande. Bonde en Corian® | Corian® Waschbecken mit Ablaufgarnitur nicht staubar. Abdeckung aus Corian® | Hahnlochbohrung frei wählbar | Lavabo en Corian® con desagüe libre, orificio para grifo a elección. Tapa en Corian®



COD.	L		P		GLACIER WHITE	BONE SILVER GRAY	NEUTRAL CONCRETE CARBON CONCRETE CLAY DEEP CLOUD	GREYLITE DUNE PRIMA ASH AGGREGATE CARBON AGGREGATE	DEEP NOCTURNE
01UN12102	36	14" 1/4	36	14" 1/4	900	982	1298	1348	1430
01UN22102	48	18" 7/8	36	14" 1/4	959	1051	1397	1452	1540
01UN32102	60	23" 5/8	36	14" 1/4	1016	1131	1496	1562	1628
01UN42102	72	28" 3/8	36	14" 1/4	1074	1178	1606	1672	1727



COD.	L		P		GLACIER WHITE	BONE SILVER GRAY	NEUTRAL CONCRETE CARBON CONCRETE CLAY DEEP CLOUD	GREYLITE DUNE PRIMA ASH AGGREGATE CARBON AGGREGATE	DEEP NOCTURNE
01UN12302	36	14" 1/4	48	18" 7/8	970	1096	1397	1452	1540
01UN22302	48	18" 7/8	48	18" 7/8	1028	1131	1507	1573	1595
01UN32302	60	23" 5/8	48	18" 7/8	1091	1201	1617	1694	1650
01UN42302	72	28" 3/8	48	18" 7/8	1152	1149	1727	1804	1705

82 **Top P= 36 cm**
Tops P= 36 cm | Plans P= 36 cm | Top P= 36 cm | Encimera P= 36 cm

88 **Top e top integrati P= 46 cm**
Top and integrated washbasin top P=46 cm | Plans et plans vasques intégré P=46 cm | Platten Tops und Waschtisch mit integriertem Becken P=46 cm | Encimera y encimera con lavabo integrado P=46 cm

116 **Top e top integrati P= 52 cm**
Top and integrated washbasin top P=52 cm | Plans et plans vasques intégré P=52 cm | Platten Tops und Waschtisch mit integriertem Becken P=52 cm | Encimera y encimera con lavabo integrado P=52 cm

Top

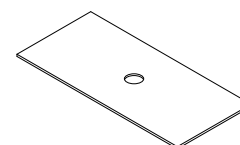
Top in Hpl Polaris sp. 1 cm P= 36 cm

Hpl Polaris top thk. 1 cm P=36cm | Plan en Hpl Polaris ep. 1 cm P=36 cm | Platten aus Hpl Polaris sp. 1 cm P= 36 cm | Encimeras en Hpl Polaris sp. 1 cm P= 36 cm

L	P	COD.	BIANCO E COLORATO WITHE AND COLOURED
20	7" 7/8	T0TM51101	193
30	11" 3/4	T0TM51102	193
40	15" 3/4	T0TM51103	210
50	19" 5/8	T0TM51104	228
60	23" 5/8	T0TM51105	245
70	27" 9/16	T0TM51106	262
80	31" 1/2	T0TM51107	296
90	35" 7/16	T0TM51108	317
100	39" 3/8	T0TM51109	333
110	43" 5/16	T0TM51110	355
120	47" 1/4	T0TM51111	377
130	51" 3/16	T0TM51112	399
140	55" 1/8	T0TM51113	421
150	59" 1/16	T0TM51114	447
160	63"	T0TM51115	464
170	67"	T0TM51116	482
180	70" 7/8	T0TM51117	499
190	74" 7/8	T0TM51118	517
200	78" 3/4	T0TM51119	532
210	82" 11/16	T0TM51120	552
220	86" 5/8	T0TM51121	570
230	90" 9/16	T0TM51122	587
240	94" 1/2	T0TM51123	605

Foro per lavabo appoggio | Hole for over counter basin | Perçage pour lavabo à poser | Loch für Aufsatzwaschbecken | Orificio para lavabo de apoyo

COD.	LAVABI REXA REXA WASHBASINS	ALTRI LAVABI OTHER WASHBASINS
91020601	85	132



Lavabi in appoggio P. 70
Over counter basin P. 70
Vasques à poser P. 70
Aufsatzwaschbecken P. 70
Lavabos de apoyo P. 70

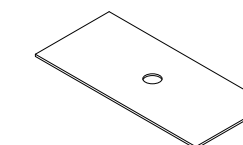
Top in Hpl Polaris sp. 12 cm P= 36 cm

Hpl Polaris top thk. 12 cm P=36cm | Plan en Hpl Polaris ep. 12 cm P=36 cm | Platten aus Hpl Polaris sp. 12 cm P= 36 cm | Encimeras en Hpl Polaris sp. 12 cm P= 36 cm

L	P	COD.	BIANCO E COLORATO WITHE AND COLOURED
20	7" 7/8	T0TM54101	385
30	11" 3/4	T0TM54102	385
40	15" 3/4	T0TM54103	414
50	19" 5/8	T0TM54104	442
60	23" 5/8	T0TM54105	471
70	27" 9/16	T0TM54106	498
80	31" 1/2	T0TM54107	527
90	35" 7/16	T0TM54108	556
100	39" 3/8	T0TM54109	584
110	43" 5/16	T0TM54110	626
120	47" 1/4	T0TM54111	668
130	51" 3/16	T0TM54112	713
140	55" 1/8	T0TM54113	751
150	59" 1/16	T0TM54114	793
160	63"	T0TM54115	835
170	67"	T0TM54116	877
180	70" 7/8	T0TM54117	917
190	74" 7/8	T0TM54118	959
200	78" 3/4	T0TM54119	1034
210	82" 11/16	T0TM54120	1043
220	86" 5/8	T0TM54121	1085
230	90" 9/16	T0TM54122	1126
240	94" 1/2	T0TM54123	1210

Foro per lavabo appoggio | Hole for over counter basin | Perçage pour lavabo à poser | Loch für Aufsatzwaschbecken | Orificio para lavabo de apoyo

COD.	LAVABI REXA REXA WASHBASINS	ALTRI LAVABI OTHER WASHBASINS
91020601	85	132



Lavabi in appoggio P. 70
Over counter basin P. 70
Vasques à poser P. 70
Aufsatzwaschbecken P. 70
Lavabos de apoyo P. 70

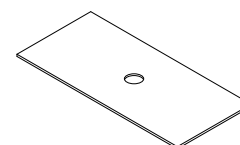
Top in Corian® sp. 1,2 cm P= 36 cm

Corian® top thk. 1,2 cm D=36 cm | Plan en Corian® ep. 1,2 cm P=36 cm | Platten Tops aus Corian® D. 1,2 cm T= 36 cm | Encimera en Corian® esp. 1,2 cm P= 36 cm

L		P		COD.	GLACIER WHITE	BONE SILVER GRAY	NEUTRAL CONCRETE CARBON CONCRETE CLAY DEEP CLOUD	GREYLITE DUNE PRIMA ASH AGGREGATE CARBON AGGREGATE PEBBLE TERRAZZO	DEEP NOCTURNE
20	7" 7/8	36	14" 1/8	TOTM01101	253	289	330	336	416
30	11" 3/4	36	14" 1/8	TOTM01102	253	289	330	336	416
40	15" 3/4	36	14" 1/8	TOTM01103	268	307	354	362	438
50	19" 5/8	36	14" 1/8	TOTM01104	283	326	378	388	460
60	23" 5/8	36	14" 1/8	TOTM01105	297	344	403	414	482
70	27" 9/16	36	14" 1/8	TOTM01106	311	363	428	440	504
80	31" 1/2	36	14" 1/8	TOTM01107	326	382	452	466	527
90	35" 7/16	36	14" 1/8	TOTM01108	343	403	480	496	552
100	39" 3/8	36	14" 1/8	TOTM01109	358	421	504	523	574
110	43" 5/16	36	14" 1/8	TOTM01110	372	440	528	549	596
120	47" 1/4	36	14" 1/8	TOTM01111	386	459	552	575	618
130	51" 3/16	36	14" 1/8	TOTM01112	400	476	578	601	640
140	55" 1/8	36	14" 1/8	TOTM01113	415	495	602	627	662
150	59" 1/16	36	14" 1/8	TOTM01114	471	556	667	695	726
160	63"	36	14" 1/8	TOTM01115	485	573	692	722	748
170	67"	36	14" 1/8	TOTM01116	499	592	716	747	770
180	70" 7/8	36	14" 1/8	TOTM01117	514	611	740	773	793
190	74" 7/8	36	14" 1/8	TOTM01118	528	629	765	800	815
200	78" 3/4	36	14" 1/8	TOTM01119	542	648	789	826	837
210	82" 11/16	36	14" 1/8	TOTM01120	558	666	814	853	859
220	86" 5/8	36	14" 1/8	TOTM01121	572	684	838	879	881
230	90" 9/16	36	14" 1/8	TOTM01122	609	738	909	952	997
240	94" 1/2	36	14" 1/8	TOTM01123	624	756	933	978	1019

Foro per lavabo appoggio | Hole for over counter basin | Perçage pour lavabo à poser | Loch für Aufsatzwaschbecken | Orificio para lavabo de apoyo

COD.	LAVABI REXA REXA WASHBASINS	ALTRI LAVABI OTHER WASHBASINS
91020601	85	132



Lavabi in appoggio P. 70
Over counter basin P. 70
Vasques à poser P. 70
Aufsatzwaschbecken P. 70
Lavabos de apoyo P. 70

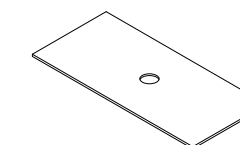
Top in Corian® sp. 12 cm P= 36 cm

Corian® top thk. 12 cm D=36 cm | Plan en Corian® ep. 12 cm P=36 cm | Platten Tops aus Corian® D. 12 cm T= 36 cm | Encimera en Corian® esp. 12 cm P=36 cm

L		P		COD.	GLACIER WHITE	BONE SILVER GRAY	NEUTRAL CONCRETE CARBON CONCRETE CLAY DEEP CLOUD	GREYLITE DUNE PRIMA ASH AGGREGATE CARBON AGGREGATE PEBBLE TERRAZZO	DEEP NOCTURNE
20	7" 7/8	36	14" 1/8	TOTM04101	431	480	541	553	606
30	11" 3/4	36	14" 1/8	TOTM04102	431	480	541	553	606
40	15" 3/4	36	14" 1/8	TOTM04103	460	517	589	604	658
50	19" 5/8	36	14" 1/8	TOTM04104	488	554	636	653	708
60	23" 5/8	36	14" 1/8	TOTM04105	518	591	683	704	760
70	27" 9/16	36	14" 1/8	TOTM04106	547	628	730	754	811
80	31" 1/2	36	14" 1/8	TOTM04107	575	666	778	804	862
90	35" 7/16	36	14" 1/8	TOTM04108	604	703	825	854	913
100	39" 3/8	36	14" 1/8	TOTM04109	633	740	872	904	965
110	43" 5/16	36	14" 1/8	TOTM04110	680	807	957	992	1067
120	47" 1/4	36	14" 1/8	TOTM04111	726	876	1041	1079	1169
130	51" 3/16	36	14" 1/8	TOTM04112	773	944	1125	1167	1272
140	55" 1/8	36	14" 1/8	TOTM04113	820	1011	1210	1255	1374
150	59" 1/16	36	14" 1/8	TOTM04114	867	1079	1294	1342	1476
160	63"	36	14" 1/8	TOTM04115	913	1146	1378	1430	1579
170	67"	36	14" 1/8	TOTM04116	960	1214	1462	1517	1681
180	70" 7/8	36	14" 1/8	TOTM04117	1007	1283	1547	1605	1783
190	74" 7/8	36	14" 1/8	TOTM04118	1054	1350	1630	1693	1885
200	78" 3/4	36	14" 1/8	TOTM04119	1100	1418	1715	1780	1988
210	82" 11/16	36	14" 1/8	TOTM04120	1147	1486	1800	1868	2090
220	86" 5/8	36	14" 1/8	TOTM04121	1194	1553	1883	1956	2192
230	90" 9/16	36	14" 1/8	TOTM04122	1241	1621	1968	2043	2295
240	94" 1/2	36	14" 1/8	TOTM04123	1287	1689	2052	2131	2397

Foro per lavabo appoggio | Hole for over counter basin | Perçage pour lavabo à poser | Loch für Aufsatzwaschbecken | Orificio para lavabo de apoyo

COD.	LAVABI REXA REXA WASHBASINS	ALTRI LAVABI OTHER WASHBASINS
91020601	85	132



Lavabi in appoggio P. 70
Over counter basin P. 70
Vasques à poser P. 70
Aufsatzwaschbecken P. 70
Lavabos de apoyo P. 70

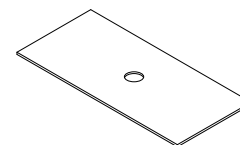
Top in marmo sp. 2 cm P= 36 cm

Marble top thk.2 cm D=36 cm | Plan en marbre ep.2 cm P=36 cm | Platten Tops aus Marmor D. 2 cm T=36 cm | Encimera en mármol esp. 2 cm P= 36 cm

L	P	COD.	CARRARA	GRIGIO VENETO GRIGIO CARNICO EMPERADOR	NERO ASSOLUTO NERO MARQUINIA		
20	7" 7/8	36	14" 1/8	T0TM41101	86	91	140
30	11" 3/4	36	14" 1/8	T0TM41102	129	136	210
40	15" 3/4	36	14" 1/8	T0TM41103	172	183	279
50	19" 5/8	36	14" 1/8	T0TM41104	215	228	350
60	23" 5/8	36	14" 1/8	T0TM41105	257	274	419
70	27" 9/16	36	14" 1/8	T0TM41106	300	319	490
80	31" 1/2	36	14" 1/8	T0TM41107	343	365	559
90	35" 7/16	36	14" 1/8	T0TM41108	387	410	629
100	39" 3/8	36	14" 1/8	T0TM41109	430	457	699
110	43" 5/16	36	14" 1/8	T0TM41110	473	502	769
120	47" 1/4	36	14" 1/8	T0TM41111	516	548	838
130	51" 3/16	36	14" 1/8	T0TM41112	559	593	909
140	55" 1/8	36	14" 1/8	T0TM41113	602	639	978
150	59" 1/16	36	14" 1/8	T0TM41114	645	684	1048
160	63"	36	14" 1/8	T0TM41115	688	730	1118
170	67"	36	14" 1/8	T0TM41116	730	776	1188
180	70" 7/8	36	14" 1/8	T0TM41117	773	822	1257
190	74" 7/8	36	14" 1/8	T0TM41118	816	867	1328
200	78" 3/4	36	14" 1/8	T0TM41119	859	913	1398
210	82" 11/16	36	14" 1/8	T0TM41120	902	958	1467
220	86" 5/8	36	14" 1/8	T0TM41121	945	1003	1538
230	90" 9/16	36	14" 1/8	T0TM41122	988	1049	1607
240	94" 1/2	36	14" 1/8	T0TM41123	1031	1095	1678

Foro per lavabo appoggio | Hole for over counter basin | Perçage pour lavabo à poser | Loch für Aufsatzwaschbecken | Orificio para lavabo de apoyo

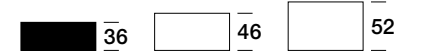
COD.	LAVABI REXA REXA WASHBASINS	ALTRI LAVABI OTHER WASHBASINS
91020601	85	132



Lavabi in appoggio P. 70
Over counter basin P. 70
Vasques à poser P. 70
Aufsatzwaschbecken P. 70
Lavabos de apoyo P. 70

Top in marmo sp. 12 cm P= 36 cm

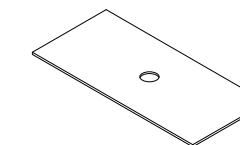
Marble top thk.12 cm D=36 cm | Plan en marbre ep.12 cm P=36 cm | Platten Tops aus Marmor D.12 cm T= 36 cm | Encimera en mármol esp. 12 cm P= 36 cm



L	P	COD.	CARRARA	GRIGIO VENETO GRIGIO CARNICO EMPERADOR	NERO ASSOLUTO NERO MARQUINIA		
20	7" 7/8	36	14" 1/8	T0TM44101	222	226	254
30	11" 3/4	36	14" 1/8	T0TM44102	333	338	381
40	15" 3/4	36	14" 1/8	T0TM44103	444	450	507
50	19" 5/8	36	14" 1/8	T0TM44104	556	562	634
60	23" 5/8	36	14" 1/8	T0TM44105	667	675	761
70	27" 9/16	36	14" 1/8	T0TM44106	778	788	888
80	31" 1/2	36	14" 1/8	T0TM44107	889	900	1014
90	35" 7/16	36	14" 1/8	T0TM44108	1000	1012	1142
100	39" 3/8	36	14" 1/8	T0TM44109	1111	1125	1268
110	43" 5/16	36	14" 1/8	T0TM44110	1222	1238	1395
120	47" 1/4	36	14" 1/8	T0TM44111	1333	1350	1521
130	51" 3/16	36	14" 1/8	T0TM44112	1444	1463	1649
140	55" 1/8	36	14" 1/8	T0TM44113	1555	1575	1775
150	59" 1/16	36	14" 1/8	T0TM44114	1667	1687	1902
160	63"	36	14" 1/8	T0TM44115	1778	1800	2030
170	67"	36	14" 1/8	T0TM44116	1889	1913	2156
180	70" 7/8	36	14" 1/8	T0TM44117	2000	2025	2283
190	74" 7/8	36	14" 1/8	T0TM44118	2111	2137	2410
200	78" 3/4	36	14" 1/8	T0TM44119	2222	2250	2537
210	82" 11/16	36	14" 1/8	T0TM44120	2333	2363	2663
220	86" 5/8	36	14" 1/8	T0TM44121	2444	2475	2790
230	90" 9/16	36	14" 1/8	T0TM44122	2555	2587	2917
240	94" 1/2	36	14" 1/8	T0TM44123	2666	2699	3044

Foro per lavabo appoggio | Hole for over counter basin | Perçage pour lavabo à poser | Loch für Aufsatzwaschbecken | Orificio para lavabo de apoyo

COD.	LAVABI REXA REXA WASHBASINS	ALTRI LAVABI OTHER WASHBASINS
91020601	85	132



Lavabi in appoggio P. 70
Over counter basin P. 70
Vasques à poser P. 70
Aufsatzwaschbecken P. 70
Lavabos de apoyo P. 70

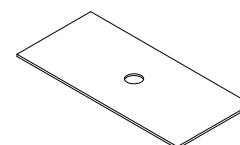
Top in Hpl Polaris sp. 1 cm P= 46 cm

Hpl Polaris top thk. 1 cm D=46 cm | Plan en Hpl Polaris ep. 1 cm P=46 cm | Platten Tops aus Hpl Polaris D. 1 cm T= 46 cm | Encimera en Hpl Polaris esp. 1 cm P= 46 cm

L	P	COD.	BIANCO E COLORATO WITHE AND COLOURED		
20	7" 7/8	46	18" 1/8	T0TM51201	213
30	11" 3/4	46	18" 1/8	T0TM51202	213
40	15" 3/4	46	18" 1/8	T0TM51203	240
50	19" 5/8	46	18" 1/8	T0TM51204	266
60	23" 5/8	46	18" 1/8	T0TM51205	293
70	27" 9/16	46	18" 1/8	T0TM51206	319
80	31" 1/2	46	18" 1/8	T0TM51207	345
90	35" 7/16	46	18" 1/8	T0TM51208	372
100	39" 3/8	46	18" 1/8	T0TM51209	393
110	43" 5/16	46	18" 1/8	T0TM51210	418
120	47" 1/4	46	18" 1/8	T0TM51211	443
130	51" 3/16	46	18" 1/8	T0TM51212	469
140	55" 1/8	46	18" 1/8	T0TM51213	494
150	59" 1/16	46	18" 1/8	T0TM51214	519
160	63"	46	18" 1/8	T0TM51215	541
170	67"	46	18" 1/8	T0TM51216	563
180	70" 7/8	46	18" 1/8	T0TM51217	585
190	74" 7/8	46	18" 1/8	T0TM51218	607
200	78" 3/4	46	18" 1/8	T0TM51219	629
210	82" 11/16	46	18" 1/8	T0TM51220	651
220	86" 5/8	46	18" 1/8	T0TM51221	673
230	90" 9/16	46	18" 1/8	T0TM51222	699
240	94" 1/2	46	18" 1/8	T0TM51223	722

Foro per lavabo appoggio | Hole for over counter basin | Perçage pour lavabo à poser | Loch für Aufsatzwaschbecken | Orificio para lavabo de apoyo

COD.	LAVABI REXA REXA WASHBASINS	ALTRI LAVABI OTHER WASHBASINS
91020601	85	132



Lavabi in appoggio P. 70
Over counter basin P. 70
Vasques à poser P. 70
Aufsatzwaschbecken P. 70
Lavabos de apoyo P. 70

Top in Hpl Polaris sp. 12 cm P= 46 cm

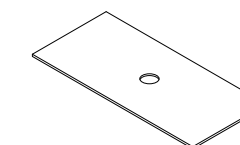


Hpl Polaris top thk. 12 cm D=46 cm | Plan en Hpl Polaris ep. 12 cm P=46 cm | Platten aus Hpl Polaris D. 12 cm T= 46 cm | Encimera en Hpl Polaris esp. 12 cm P= 46 cm

L	P	COD.	BIANCO E COLORATO WITHE AND COLOURED		
20	7" 7/8	46	18" 1/8	T0TM54201	407
30	11" 3/4	46	18" 1/8	T0TM54202	407
40	15" 3/4	46	18" 1/8	T0TM54203	440
50	19" 5/8	46	18" 1/8	T0TM54204	473
60	23" 5/8	46	18" 1/8	T0TM54205	506
70	27" 9/16	46	18" 1/8	T0TM54206	538
80	31" 1/2	46	18" 1/8	T0TM54207	571
90	35" 7/16	46	18" 1/8	T0TM54208	604
100	39" 3/8	46	18" 1/8	T0TM54209	637
110	43" 5/16	46	18" 1/8	T0TM54210	684
120	47" 1/4	46	18" 1/8	T0TM54211	733
130	51" 3/16	46	18" 1/8	T0TM54212	780
140	55" 1/8	46	18" 1/8	T0TM54213	828
150	59" 1/16	46	18" 1/8	T0TM54214	876
160	63"	46	18" 1/8	T0TM54215	923
170	67"	46	18" 1/8	T0TM54216	916
180	70" 7/8	46	18" 1/8	T0TM54217	1019
190	74" 7/8	46	18" 1/8	T0TM54218	1067
200	78" 3/4	46	18" 1/8	T0TM54219	1114
210	82" 11/16	46	18" 1/8	T0TM54220	1162
220	86" 5/8	46	18" 1/8	T0TM54221	1210
230	90" 9/16	46	18" 1/8	T0TM54222	1257
240	94" 1/2	46	18" 1/8	T0TM54223	1353

Foro per lavabo appoggio | Hole for over counter basin | Perçage pour lavabo à poser | Loch für Aufsatzwaschbecken | Orificio para lavabo de apoyo

COD.	LAVABI REXA REXA WASHBASINS	ALTRI LAVABI OTHER WASHBASINS
91020601	85	132



Lavabi in appoggio P. 70
Over counter basin P. 70
Vasques à poser P. 70
Aufsatzwaschbecken P. 70
Lavabos de apoyo P. 70

P = 46 cm

Top in Corian® sp. 1,2 cm P= 46 cm

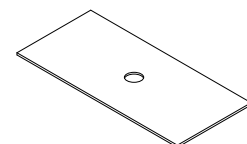
Corian® top thk. 1,2 cm D=46 cm | Plans en Corian® ep. 1,2 cm P=46 cm | Platten Tops aus Corian® D. 1,2 cm T=46 cm | Encimeras en Corian® esp. 1,2 cm P=46 cm

L		P		COD.	GLACIER WHITE	BONE SILVER GRAY	NEUTRAL CONCRETE CARBON CONCRETE CLAY DEEP CLOUD	GREYLITE DUNE PRIMA ASH AGGREGATE CARBON AGGREGATE PEBBLE TERRAZZO	DEEP NOCTURNE
20	7" 7/8	46	18" 1/8	TOTM01201	265	305	350	358	435
30	11" 3/4	46	18" 1/8	TOTM01202	265	305	350	358	435
40	15" 3/4	46	18" 1/8	TOTM01203	296	329	382	391	462
50	19" 5/8	46	18" 1/8	TOTM01204	303	352	413	425	491
60	23" 5/8	46	18" 1/8	TOTM01205	325	375	443	458	519
70	27" 9/16	46	18" 1/8	TOTM01206	339	399	475	492	548
80	31" 1/2	46	18" 1/8	TOTM01207	358	422	506	525	575
90	35" 7/16	46	18" 1/8	TOTM01208	376	446	537	559	604
100	39" 3/8	46	18" 1/8	TOTM01209	382	450	541	564	574
110	43" 5/16	46	18" 1/8	TOTM01210	400	473	572	598	603
+ □	120	47" 1/4	46	18" 1/8	TOTM01211	419	497	603	630
+ □	130	51" 3/16	46	18" 1/8	TOTM01212	438	520	635	659
+ □	140	55" 1/8	46	18" 1/8	TOTM01213	455	545	666	688
+ □	150	59" 1/16	46	18" 1/8	TOTM01214	474	568	696	716
+ □	160	63"	46	18" 1/8	TOTM01215	574	704	871	909
+ □	170	67"	46	18" 1/8	TOTM01216	593	727	902	943
+ □	180	70" 7/8	46	18" 1/8	TOTM01217	611	751	934	976
+ □	190	74" 7/8	46	18" 1/8	TOTM01218	629	774	965	1010
+ □	200	78" 3/4	46	18" 1/8	TOTM01219	649	798	996	1043
+ □	210	82" 11/16	46	18" 1/8	TOTM01220	666	822	1027	1077
+ □	220	86" 5/8	46	18" 1/8	TOTM01221	749	910	1122	1175
+ □	230	90" 9/16	46	18" 1/8	TOTM01222	767	933	1154	1208
+ □	240	94" 1/2	46	18" 1/8	TOTM01223	803	925	1128	1186

Top con doppio lavabo integrato disponibili a partire da L 120 cm | Top with double integrated basin available from L 120 cm | Plan avec double vasque intégrée disponible à partir de L 120 cm | Platte mit doppelt integriertem Becken ab L 120 cm erhältlich | Encimera con doble lavabo integrado disponible desde L 120 cm

Foro per lavabo appoggio | Hole for over counter basin | Perçage pour lavabo à poser | Loch für Aufsatzwaschbecken | Orificio para lavabo de apoyo

COD.	LAVABI REXA REXA WASHBASINS	ALTRI LAVABI OTHER WASHBASINS
91020601	85	132



Lavabi in appoggio P. 70
Over counter basin P. 70
Vasques à poser P. 70
Aufsatzwaschbecken P. 70
Lavabos de apoyo P. 70

Accessori e lavorazioni P. 146 | Accessories and special machining P. 146 | Accessoires et usinage spécial P. 146 | Zubehör und besondere bearbeitungen S. 146 | Accesorios y procesamientos especial P. 146

Lavabi integrati in Corian®

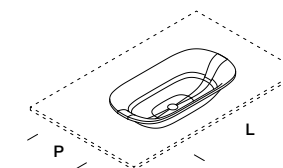
36 46 52

Integrated Corian® washbasin | Vasques intégrés en Corian® | Integrierte Waschbecken aus Corian® | Lavabo integrado en Corian®

* Opzione foro rubinetto su top | Tap hole option | Option de perçage robinetterie | Hahnlochoption | Opción de orificio para grifo

COD.	L	P	GLACIER WHITE	DEEP CLOUD	DUNE PRIMA ASH AGGREGATE CARBON AGGREGATE	DEEP NOCTURNE
------	---	---	---------------	------------	---	---------------

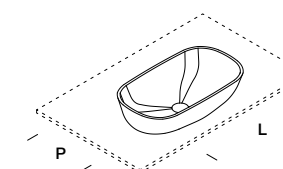
Termoformato | Thermoformed | Thermoformé | Thermogeformt | Termoformado



05102501	54	21" 1/4	35	13" 3/8	451	622	682	526
05102601	64	25" 1/4	33	13"	508	710	780	593

Piletta sporgente a scarico libero | Free flow projecting drain included | Bonde à écoulement libre inclus | Ablaufgarnitur vorstehend und nicht staubar inbegriffen | Desagüe libre protuberante incluido

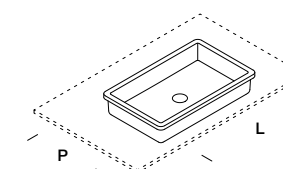
Moode



* 05105301	36	14" 1/8	24	9" 1/2	578	726	799	693
05105501	58	22" 7/8	31	12" 1/4	693	871	913	832

Piletta sporgente a scarico libero | Free flow projecting drain included | Bonde à écoulement libre inclus | Ablaufgarnitur vorstehend und nicht staubar inbegriffen | Desagüe libre protuberante incluido

Stampata | Moulded | Moulé | Geformt | Moldeado

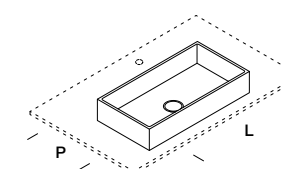


05106401	45	17" 3/4	30	11" 3/4	682	-	-	-
05106501	55	21" 5/8	32	12" 5/8	682	-	-	-

Piletta sporgente a scarico libero | Free flow projecting drain included | Bonde à écoulement libre inclus | Ablaufgarnitur vorstehend und nicht staubar inbegriffen | Desagüe libre protuberante incluido

COD.	L	P	GLACIER WHITE	BONE SILVER GRAY	NEUTRAL CONCRETE CARBON CONCRETE CLAY DEEP CLOUD	GREYLITE DUNE PRIMA ASH AGGREGATE CARBON AGGREGATE PEBBLE TERRAZZO	DEEP NOCTURNE
------	---	---	---------------	------------------	--	--	---------------

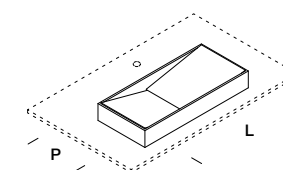
Rettangolare* | Rectangular | Rectangulaire | Rechteckig | Rectangular



05101501	50	19" 5/8	28	11" 1/8	809	924	1078	1103	1228
05101604	60	23" 5/8	28	11" 1/8	809	924	1078	1103	1228

Piletta a filo a scarico libero | Free flow flush drain included | Bonde au ras à écoulement libre inclus | Ablaufgarnitur nicht staubar inbegriffen | Desagüe libre incluido

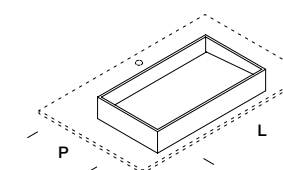
D_Taglio*



05103501	50	19" 5/8	28	11" 1/8	1020	1159	1288	1315	1441
05103603	60	23" 5/8	28	11" 1/8	1020	1159	1288	1315	1441

Scarico ispezionabile | Inspectable drain | Écoulement inspectable | Ablaufgarnitur für Inspektion | Desagüe libre inspeccionable incluido

Scivolo* | Sloping | En pente | Abfallend mit Rinne | Inclinado



05104501	50	19" 5/8	28	11" 1/8	1020	1159	1288	1315	1441
05104603	60	23" 5/8	28	11" 1/8	1020	1159	1288	1315	1441

Scarico ispezionabile | Inspectable drain | Écoulement inspectable | Ablaufgarnitur für Inspektion | Desagüe libre inspeccionable incluido

Lavabo integrato disponibile su top a partire da L 60 cm | Integrated washbasin available on top starting from w. 60 cm | Vasque intégré disponible pour plans à partir de L 60 cm | Integrierte Waschbecken ab Top L 60 cm möglich | Lavabo integrado disponible para encimera desde L60cm

Top in Corian® sp. 12 cm P= 46 cm

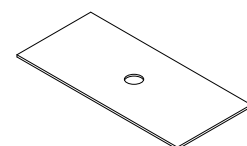
Corian® top thk. 12 cm D=46 cm | Plans en Corian® sp. 12 cm P=46 cm | Platten Tops aus Corian® D. 12 cm T=46 cm | Encimeras en Corian® esp. 12 cm P=46 cm

L		P		COD.	GLACIER WHITE	BONE SILVER GRAY	NEUTRAL CONCRETE CARBON CONCRETE CLAY DEEP CLOUD	GREYLITE DUNE PRIMA ASH AGGREGATE CARBON AGGREGATE CARBON AGGREGATE PEBBLE TERRAZZO	DEEP NOCTURNE	
20	7" 7/8	46	18" 1/8	T0TM04201	413	515	585	601	660	
30	11" 3/4	46	18" 1/8	T0TM04202	413	515	585	601	660	
40	15" 3/4	46	18" 1/8	T0TM04203	442	516	626	645	696	
50	19" 5/8	46	18" 1/8	T0TM04204	472	575	667	688	734	
60	23" 5/8	46	18" 1/8	T0TM04205	502	606	706	730	770	
70	27" 9/16	46	18" 1/8	T0TM04206	531	637	747	774	806	
80	31" 1/2	46	18" 1/8	T0TM04207	561	668	788	817	844	
90	35" 7/16	46	18" 1/8	T0TM04208	591	697	828	861	880	
100	39" 3/8	46	18" 1/8	T0TM04209	618	703	869	856	947	
110	43" 5/16	46	18" 1/8	T0TM04210	646	773	954	947	1051	
+ □	120	47" 1/4	46	18" 1/8	T0TM04211	672	844	1038	1037	1155
+ □	130	51" 3/16	46	18" 1/8	T0TM04212	700	914	1122	1129	1258
+ □	140	55" 1/8	46	18" 1/8	T0TM04213	726	983	1207	1219	1362
+ □	150	59" 1/16	46	18" 1/8	T0TM04214	754	1054	1291	1310	1465
+ □	160	63"	46	18" 1/8	T0TM04215	791	1124	1376	1400	1569
+ □	170	67"	46	18" 1/8	T0TM04216	829	1195	1461	1492	1672
+ □	180	70" 7/8	46	18" 1/8	T0TM04217	867	1265	1544	1583	1775
+ □	190	74" 7/8	46	18" 1/8	T0TM04218	905	1335	1629	1673	1879
+ □	200	78" 3/4	46	18" 1/8	T0TM04219	943	1406	1714	1764	1982
+ □	210	82" 11/16	46	18" 1/8	T0TM04220	1038	1476	1799	1855	2086
+ □	220	86" 5/8	46	18" 1/8	T0TM04221	1133	1546	1882	1946	2189
+ □	230	90" 9/16	46	18" 1/8	T0TM04222	1229	1616	1967	2037	2292
+ □	240	94" 1/2	46	18" 1/8	T0TM04223	1323	1686	2052	2127	2396

Top con doppio lavabo integrato disponibili a partire da L 120 cm | Top with double integrated washbasin available from L 120 cm | Plan avec double vasque intégrée disponible à partir de L 120 cm | Platte mit doppelt integriertem Becken ab L 120 cm erhältlich | Encimera con doble lavabo integrado disponible desde L 120 cm

Foro per lavabo appoggio | Hole for over counter basin | Perçage pour lavabo à poser | Loch für Aufsatzwaschbecken | Orificio para lavabo de apoyo

COD.	LAVABI REXA REXA WASHBASINS	ALTRI LAVABI OTHER WASHBASINS
91020601	85	132



Lavabi in appoggio P. 70
Over counter basin P. 70
Vasques à poser P. 70
Aufsatzwaschbecken P. 70
Lavabos de apoyo P. 70

Accessori e lavorazioni P. 146 | Accessories and special machining P. 146 | Accessoires et usinage spécial P. 146 | Zubehör und besondere bearbeitungen S. 146 | Accesorios y procesamientos especial P. 146

Lavabi integrati in Corian®

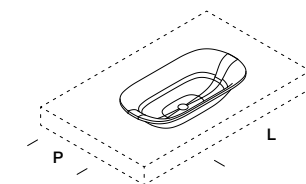
36 46 52

Integrated Corian® washbasin | Vasques intégrés en Corian® | Integrierte Waschbecken aus Corian® | Lavabo integrado en Corian®

* Opzione foro rubinetto su top | Tap hole option | Option de perçage robinetterie | Hahnlochoption | Opción de orificio para grifo

COD.	L	P	GLACIER WHITE	DEEP CLOUD	DUNE PRIMA ASH AGGREGATE CARBON AGGREGATE	DEEP NOCTURNE
------	---	---	---------------	------------	---	---------------

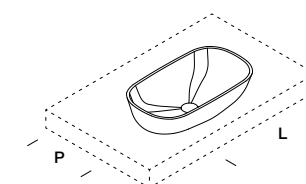
Termoformato | Thermoformed | Thermoformé | Thermogeformt | Termoformado



05102501	54	21" 1/4	35	13" 3/8	451	622	682	526
05102601	64	25" 1/4	33	13"	508	710	780	593

Piletta sporgente a scarico libero | Free flow projecting drain included | Bonde à écoulement libre inclus | Ablaufgarnitur vorstehend und nicht staubar inbegriffen | Desagüe libre protuberante incluido

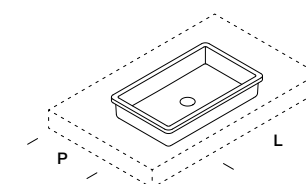
Moode



* 05105301	36	14" 1/8	24	9" 1/2	578	726	799	693
05105501	58	22" 7/8	31	12" 1/4	693	871	913	832

Piletta sporgente a scarico libero | Free flow projecting drain included | Bonde à écoulement libre inclus | Ablaufgarnitur vorstehend und nicht staubar inbegriffen | Desagüe libre protuberante incluido

Stampata | Moulded | Moulé | Geformt | Moldeado

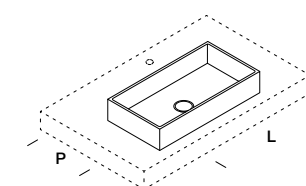


05106401	45	17" 3/4	30	11" 3/4	682	-	-	-
05106501	55	21" 5/8	32	12" 5/8	682	-	-	-

Piletta sporgente a scarico libero | Free flow projecting drain included | Bonde à écoulement libre inclus | Ablaufgarnitur vorstehend und nicht staubar inbegriffen | Desagüe libre protuberante incluido

COD.	L	P	GLACIER WHITE	BONE SILVER GRAY	NEUTRAL CONCRETE CARBON CONCRETE CLAY DEEP CLOUD	GREYLITE DUNE PRIMA ASH AGGREGATE CARBON AGGREGATE PEBBLE TERRAZZO	DEEP NOCTURNE
------	---	---	---------------	------------------	--	--	---------------

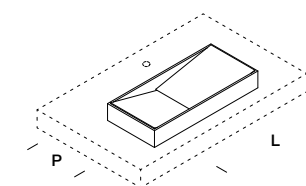
Rettangolare* | Rectangular | Rectangulaire | Rechteckig | Rectangular



05101501	50	19" 5/8	28	11" 1/8	809	924	1078	1103	1228
05101604	60	23" 5/8	28	11" 1/8	809	924	1078	1103	1228

Piletta a filo a scarico libero | Free flow flush drain included | Bonde au ras à écoulement libre inclus | Ablaufgarnitur nicht staubar inbegriffen | Desagüe libre incluido

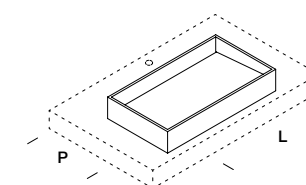
D_Taglio*



05103501	50	19" 5/8	28	11" 1/8	1020	1159	1288	1315	1441
05103603	60	23" 5/8	28	11" 1/8	1020	1159	1288	1315	1441

Scarico ispezionabile | Inspectable drain | Écoulement inspectable | Ablaufgarnitur für Inspektion | Desagüe libre inspeccionable incluido

Scivolo* | Sloping | En pente | Abfallend mit Rinne | Inclinado



05104501	50	19" 5/8	28	11" 1/8	1020	1159	1288	1315	1441
05104603	60	23" 5/8	28	11" 1/8	1020	1159	1288	1315	1441

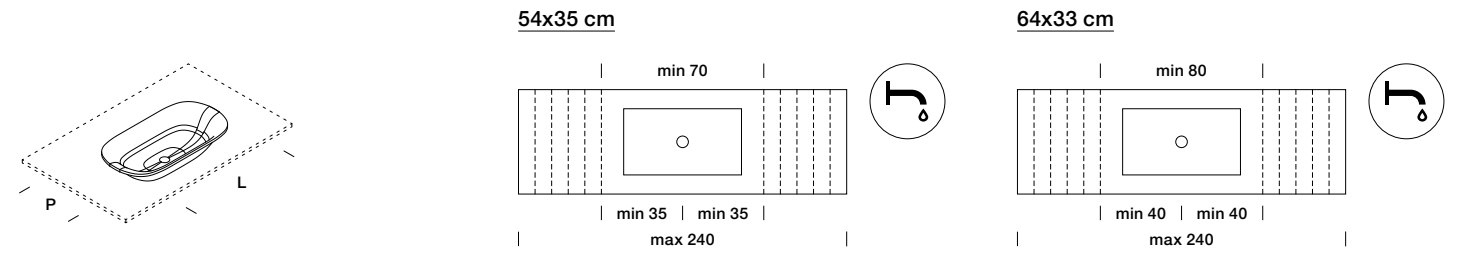
Scarico ispezionabile | Inspectable drain | Écoulement inspectable | Ablaufgarnitur für Inspektion | Desagüe libre inspeccionable incluido

Lavabo integrato disponibile su top a partire da L 60 cm | Integrated washbasin available on top starting from w. 60 cm | Vasque intégré disponible pour plans à partir de L 60 cm | Integrierte Waschbecken ab Top L 60 cm möglich | Lavabo integrado disponible para encimera desde L60cm

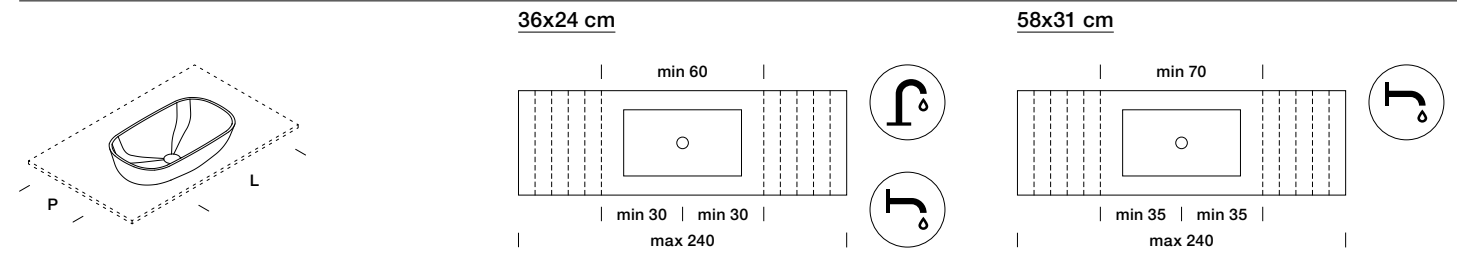
Dettagli tecnici dei lavabi integrati in Corian®

Technical details of Corian® integrated washbasins | Détails techniques des vasques intégrées en Corian® | Technische Details zu integrierten Beckentypologien aus Corian® | Detalles técnicos sobre tipologías de lavabos integrados en Corian®

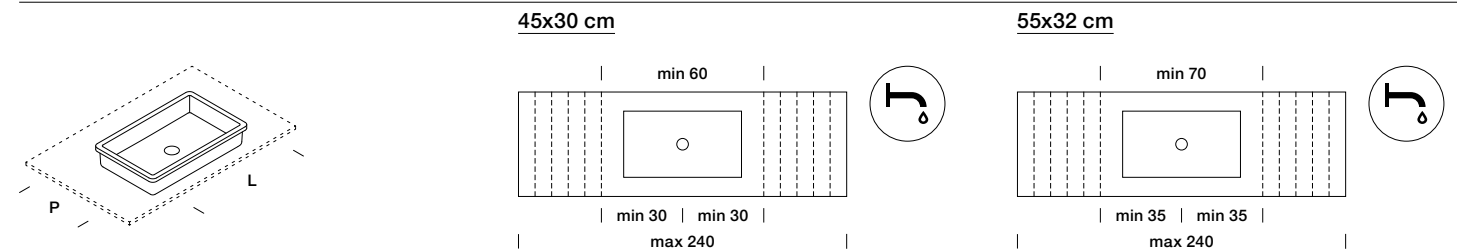
Termoformato | Thermoformed | Thermoformé | Thermogeformt | Termoformado



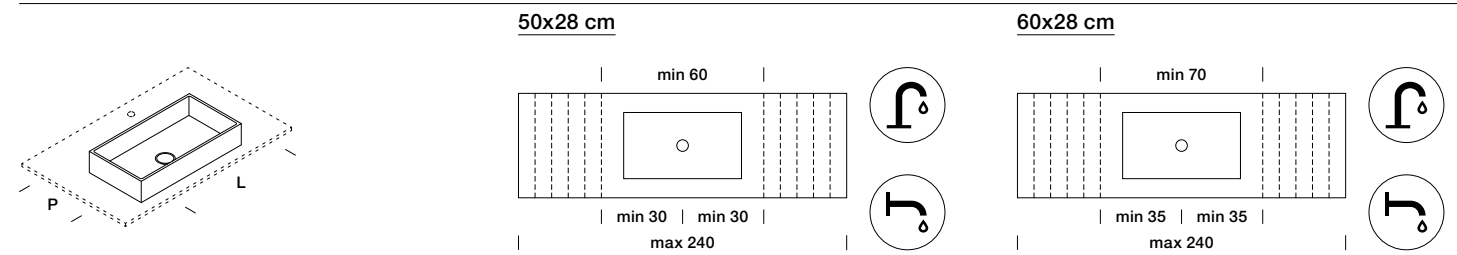
Moode



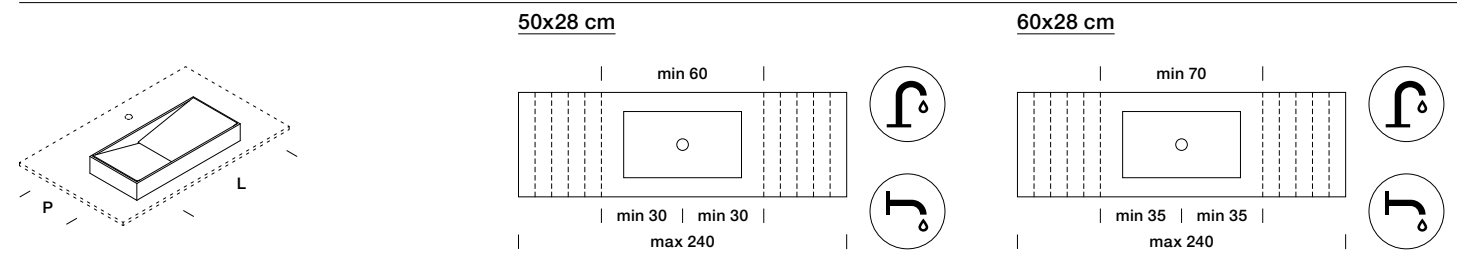
Stampata | Moulded | Moulé | Geformt | Moldeado



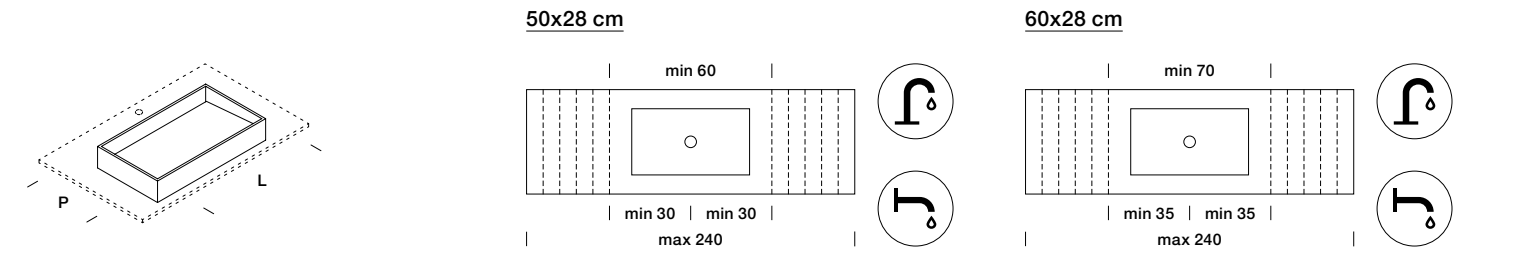
Rettangolare | Rectangular | Rectangulaire | Rechteckig | Rectangular



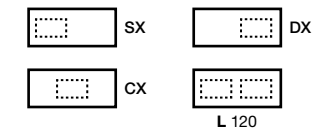
D_Taglio



Scivolo | Sloping | En pente | Abfallend mit Rinne | Inclinado



Posizionamento lavabo | Washbasin positioning | Positionnement vasque | Waschbeckenstellung | Posición lavabo



Top con doppio lavabo integrato disponibili a partire da L 120 cm | Top with double integrated washbasin available from L 120 cm | Plan avec double vasque intégrée disponible à partir de L 120 cm | Platte mit doppelt integriertem Becken ab L 120 cm erhältlich | Encimera con doble lavabo integrado disponible desde L 120 cm

Top in Korakril sp. 1,2 cm P= 46 cm

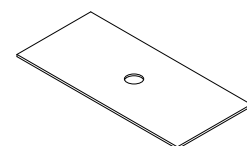
Korakril top thk. 1,2 cm P=46 cm | Plans en Korakril ep. 1,2 cm P=46 cm | Platten Tops aus Korakril D. 1,2 cm T=46 cm | Encimeras en Korakril esp. 1,2 cm P=46 cm

	L	P		COD.	KORAKRIL PURE WHITE	KORAKRIL TUTTI I COLORI / ALL COLORS	
<input type="checkbox"/>	20	7" 7/8	46	18" 1/8	T0TM11201	208	234
<input type="checkbox"/>	30	11" 3/4	46	18" 1/8	T0TM11202	208	234
<input type="checkbox"/>	40	15" 3/4	46	18" 1/8	T0TM11203	208	234
<input type="checkbox"/>	50	19" 5/8	46	18" 1/8	T0TM11204	208	234
<input type="checkbox"/>	60	23" 5/8	46	18" 1/8	T0TM11205	233	263
<input type="checkbox"/>	70	27" 9/16	46	18" 1/8	T0TM11206	262	296
<input type="checkbox"/>	80	31" 1/2	46	18" 1/8	T0TM11207	299	338
<input type="checkbox"/>	90	35" 7/16	46	18" 1/8	T0TM11208	337	381
<input type="checkbox"/>	100	39" 3/8	46	18" 1/8	T0TM11209	374	422
<input type="checkbox"/>	110	43" 5/16	46	18" 1/8	T0TM11210	411	464
<input type="checkbox"/>	120	47" 1/4	46	18" 1/8	T0TM11211	449	507
<input type="checkbox"/>	130	51" 3/16	46	18" 1/8	T0TM11212	486	549
<input type="checkbox"/>	140	55" 1/8	46	18" 1/8	T0TM11213	524	592
<input type="checkbox"/>	150	59" 1/16	46	18" 1/8	T0TM11214	561	84
<input type="checkbox"/>	160	63"	46	18" 1/8	T0TM11215	598	675
<input type="checkbox"/>	170	67"	46	18" 1/8	T0TM11216	636	718
<input type="checkbox"/>	180	70" 7/8	46	18" 1/8	T0TM11217	673	760
<input type="checkbox"/>	190	74" 7/8	46	18" 1/8	T0TM11218	711	803
<input type="checkbox"/>	200	78" 3/4	46	18" 1/8	T0TM11219	748	845
<input type="checkbox"/>	210	82" 11/16	46	18" 1/8	T0TM11220	785	887
<input type="checkbox"/>	220	86" 5/8	46	18" 1/8	T0TM11221	823	930
<input type="checkbox"/>	230	90" 9/16	46	18" 1/8	T0TM11222	860	971
<input type="checkbox"/>	240	94" 1/2	46	18" 1/8	T0TM11223	898	1014

Top con doppio lavabo integrato disponibili a partire da L 120 cm | Top with double integrated washbasin available from L 120 cm | Plan avec double vasque intégrée disponible à partir de L 120 cm | Platte mit doppelt integriertem Becken ab L 120 cm erhältlich | Encimera con doble lavabo integrado disponible desde L 120 cm

Foro per lavabo appoggio | Hole for over counter basin | Perçage pour lavabo à poser | Loch für Aufsatzwaschbecken | Orificio para lavabo de apoyo

COD.	LAVABI REXA WASHBASINS	ALTRI LAVABI OTHER WASHBASINS
91020601	85	132



Lavabi in appoggio P. 70
Over counter basin P. 70
Vasques à poser P. 70
Aufsatzwaschbecken P. 70
Lavabos de apoyo P. 70

Accessori e lavorazioni P. 146 | Accessories and special machining P. 146 | Accessoires et usinage spécial P. 146 | Zubehör und besondere bearbeitungen S. 146 | Accesorios y procesamientos especial P. 146

Lavabi integrati in Korakril

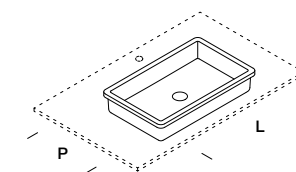
36 46 52

Korakril integrated washbasins | Vasques intégrées en Korakril | Integrierte Waschbecken aus Korakril | Lavabo integrado en Korakril

* Opzione foro rubinetto su top | Tap hole option | Option de perçage robinetterie | Hahnlochoption | Opción de orificio para grifo

COD.	L	P	KORAKRIL PURE WHITE	KORAKRIL TUTTI I COLORI / ALL COLORS
------	---	---	---------------------	--------------------------------------

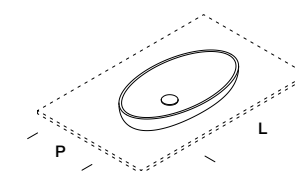
Rettangolare* | Rectangular | Rectangulaire | Rechteckig | Rectangular



05111503	50	19" 5/8	29	11" 27/64	554	616
05111602	63	24" 3/4	29	11" 27/64	554	616

Piletta sporgente a scarico libero | Free flow projecting drain included | Bonde à écoulement libre inclus | Ablaufgarnitur vorstehend und nicht staubar inbegriffen | Desagüe libre protuberante incluido

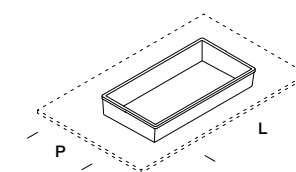
Stampata morbida | Moulded | Moulé | Geformt | Moldeado



05117501	50	19" 5/8	33	13"	554	616
05117601	63	24" 3/4	33	13"	554	616

Piletta sporgente a scarico libero | Free flow projecting drain included | Bonde à écoulement libre inclus | Ablaufgarnitur vorstehend und nicht staubar inbegriffen | Desagüe libre protuberante incluido

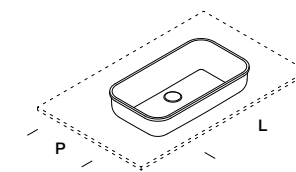
Scivolo | Sloping | En pente | Abfallend mit Rinne | Inclinado



05114501	50	19" 5/8	31	12" 1/4	554	616
05114601	60	23" 5/8	31	12" 1/4	554	616
05114701	70	27" 1/2	31	12" 1/4	554	616

Scarico ispezionabile | Inspectable drain | Écoulement inspectable | Ablaufgarnitur für Inspektion | Desagüe libre inspeccionable incluido

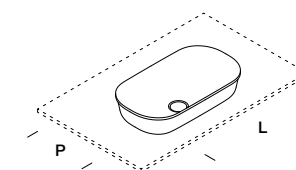
Rettangolare morbido | Rectangular with round edge | Rectangulaire avec bord rond | Rechteckig mit weichen Kante | Rectangular con borde redondo



05118501	50	19" 5/8	32	12" 5/8	554	616
05118601	60	23" 5/8	32	12" 5/8	554	616
05118701	70	27" 1/2	32	12" 5/8	554	616

Piletta sporgente a scarico libero | Free flow projecting drain included | Bonde à écoulement libre inclus | Ablaufgarnitur vorstehend und nicht staubar inbegriffen | Desagüe libre protuberante incluido

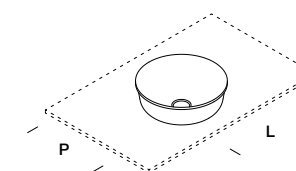
Hammam rettangolare | Hammam rectangular | Hammam rectangulaire | Hammam Rechteckig | Hammam rectangular



0511B601	60	23" 5/8	34	13" 3/8	554	616
----------	----	---------	----	---------	-----	-----

Piletta a filo a scarico libero | Free flow flush drain included | Bonde au ras à écoulement libre inclus | Ablaufgarnitur nicht staubar inbegriffen | Desagüe libre incluido

Hammam rotondo | Hammam round | Hammam rond | Hammam Rund | Hammam redondo



0511A401	42	18" 7/8	42	18" 7/8	554	616
----------	----	---------	----	---------	-----	-----

Piletta a filo a scarico libero | Free flow flush drain included | Bonde au ras à écoulement libre inclus | Ablaufgarnitur nicht staubar inbegriffen | Desagüe libre incluido

Lavabo integrato disponibile su top a partire da L 60 cm | Integrated washbasin available on top starting from w. 60 cm | Vasque intégré disponible pour plans à partir de L 60 cm | Integrierte Waschbecken ab Top L 60 cm möglich | Lavabo integrado disponible para encimera desde L60cm

Top in Korakril sp. 12 cm P= 46 cm

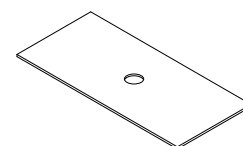
Korakril top thk. 12 cm D=46 cm | Plans en Korakril ep. 12 cm P=46 cm | Platten Tops aus Korakril D. 12 cm T=46 cm | Encimeras en Korakril esp. 12 cm P=46 cm

L	P	COD.	KORAKRIL PURE WHITE	KORAKRIL TUTTI I COLORI / ALL COLORS
20	7" 7/8	T0TM14201	286	318
30	11" 3/4	T0TM14202	286	318
40	15" 3/4	T0TM14203	286	318
50	19" 5/8	T0TM14204	286	318
60	23" 5/8	T0TM14205	321	358
70	27" 9/16	T0TM14206	361	402
80	31" 1/2	T0TM14207	411	460
90	35" 7/16	T0TM14208	463	517
100	39" 3/8	T0TM14209	515	574
110	43" 5/16	T0TM14210	567	631
120	47" 1/4	T0TM14211	618	689
130	51" 3/16	T0TM14212	669	747
140	55" 1/8	T0TM14213	721	804
150	59" 1/16	T0TM14214	772	861
160	63"	T0TM14215	824	919
170	67"	T0TM14216	876	976
180	70" 7/8	T0TM14217	926	1034
190	74" 7/8	T0TM14218	978	1091
200	78" 3/4	T0TM14219	1030	1148
210	82" 11/16	T0TM14220	1081	1206
220	86" 5/8	T0TM14221	1133	1263
230	90" 9/16	T0TM14222	1184	1331
240	94" 1/2	T0TM14223	1235	1378

Top con doppio lavabo integrato disponibili a partire da L 120 cm | Top with double integrated basin available from L 120 cm | Plan avec double vasque intégrée disponible à partir de L 120 cm | Platte mit doppelt integriertem Becken ab L 120 cm erhältlich | Encimera con doble lavabo integrado disponible desde L 120 cm

Foro per lavabo appoggio | Hole for over counter basin | Perçage pour lavabo à poser | Loch für Aufsatzwaschbecken | Orificio para lavabo de apoyo

COD.	LAVABI REXA REXA WASHBASINS	ALTRI LAVABI OTHER WASHBASINS
91020601	85	132



Lavabi in appoggio P. 70
Over counter basin P. 70
Vasques à poser P. 70
Aufsatzwaschbecken P. 70
Lavabos de apoyo P. 70

Accessori e lavorazioni P. 146 | Accessories and special machining P. 146 | Accessoires et usinage spécial P. 146 | Zubehör und besondere bearbeitungen S. 146 | Accesorios y procesamientos especial P. 146

Lavabi integrati in Korakril

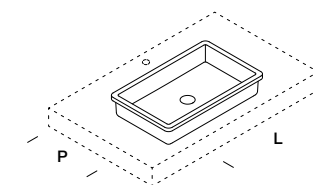
36 46 52

Korakril integrated washbasins | Vasques intégrées en Korakril | Integrierte Waschbecken aus Korakril | Lavabo integrado en Korakril

* Opzione foro rubinetto su top | Tap hole option | Option de perçage robinetterie | Hahnlochoption | Opción de orificio para grifo

COD.	L	P	KORAKRIL PURE WHITE	KORAKRIL TUTTI I COLORI ALL COLORS
------	---	---	---------------------	------------------------------------

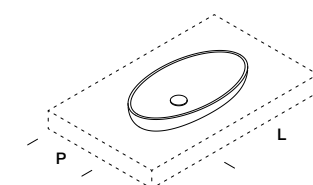
Rettangolare* | Rectangular | Rectangulaire | Rechteckig | Rectangular



05111503	50	19" 5/8	29	11" 27/64	554	616
05111602	63	24" 3/4	29	11" 27/64	554	616

Piletta sporgente a scarico libero | Free flow projecting drain included | Bonde à écoulement libre inclus | Ablaufgarnitur vorstehend und nicht staubar inbegriffen | Desagüe libre protuberante incluido

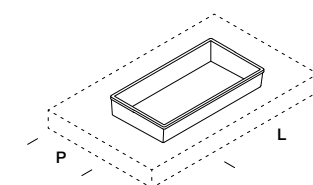
Stampata morbida | Moulded | Moulé | Geformt | Moldeado



05117501	50	19" 5/8	33	13"	554	616
05117601	63	24" 3/4	33	13"	554	616

Piletta sporgente a scarico libero | Free flow projecting drain included | Bonde à écoulement libre inclus | Ablaufgarnitur vorstehend und nicht staubar inbegriffen | Desagüe libre protuberante incluido

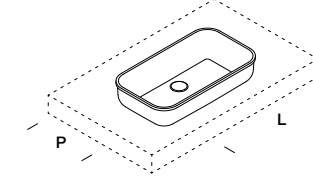
Scivolo | Sloping | En pente | Abfallend mit Rinne | Inclinado



05114501	50	19" 5/8	31	12" 1/4	554	616
05114601	60	23" 5/8	31	12" 1/4	554	616
05114701	70	27" 1/2	31	12" 1/4	554	616

Scarico ispezionabile | Inspectable drain | Écoulement inspectable | Ablaufgarnitur für Inspektion | Desagüe libre inspeccionable incluido

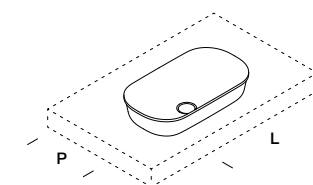
Rettangolare morbido | Rectangular with round edge | Rectangulaire avec bord rond | Rechteckig mit weichen Kante | Rectangular con borde redondo



05118501	50	19" 5/8	32	12" 5/8	554	616
05118601	60	23" 5/8	32	12" 5/8	554	616
05118701	70	27" 1/2	32	12" 5/8	554	616

Piletta sporgente a scarico libero | Free flow projecting drain included | Bonde à écoulement libre inclus | Ablaufgarnitur vorstehend und nicht staubar inbegriffen | Desagüe libre protuberante incluido

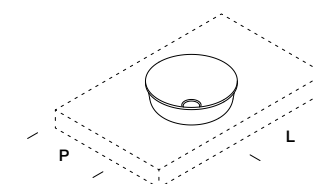
Hammam rettangolare | Hammam rectangular | Hammam rectangulaire | Hammam Rechteckig | Hammam rectangular



0511B601	60	23" 5/8	34	13" 3/8	554	616
----------	----	---------	----	---------	-----	-----

Piletta a filo a scarico libero | Free flow flush drain included | Bonde au ras à écoulement libre inclus | Ablaufgarnitur nicht staubar inbegriffen | Desagüe libre incluido

Hammam rotondo | Hammam round | Hammam rond | Hammam Rund | Hammam redondo



0511A401	42	18" 7/8	42	18" 7/8	554	616
----------	----	---------	----	---------	-----	-----

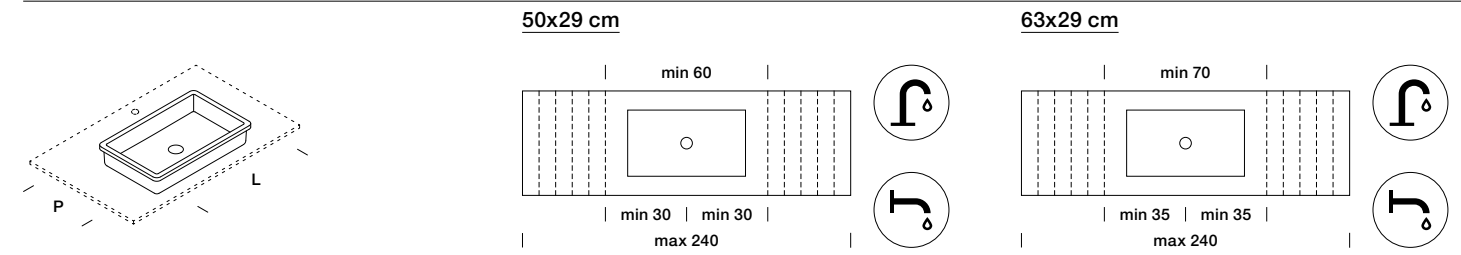
Piletta a filo a scarico libero | Free flow flush drain included | Bonde au ras à écoulement libre inclus | Ablaufgarnitur nicht staubar inbegriffen | Desagüe libre incluido

Lavabo integrato disponibile su top a partire da L 60 cm | Integrated washbasin available on top starting from w. 60 cm | Vasque intégré disponible pour plans à partir de L 60 cm | Integrierte Waschbecken ab Top L 60 cm möglich | Lavabo integrado disponible para encimera desde L60cm

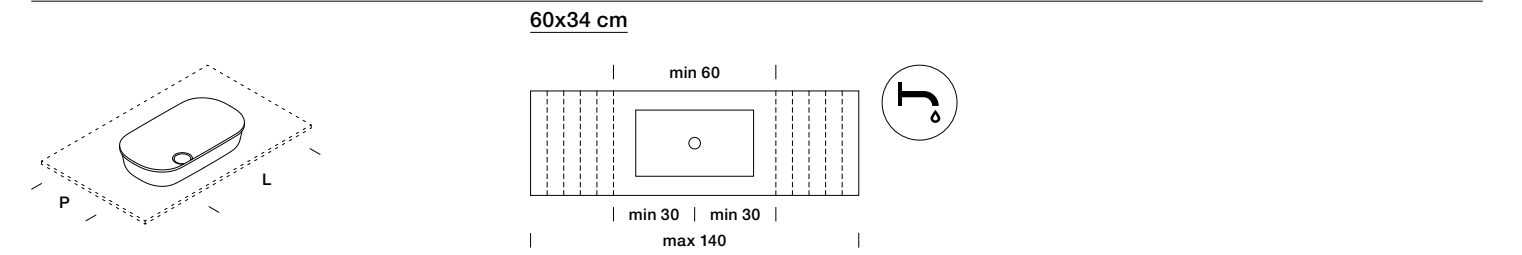
Dettagli tecnici dei lavabi integrati in Korakril

Technical details of Korakril integrated washbasins | Détails techniques des vasques intégrées en Korakril | Technische Details zu integrierten Beckentypologien aus Korakril | Detalles técnicos sobre tipologías de lavabos integrados en Korakril

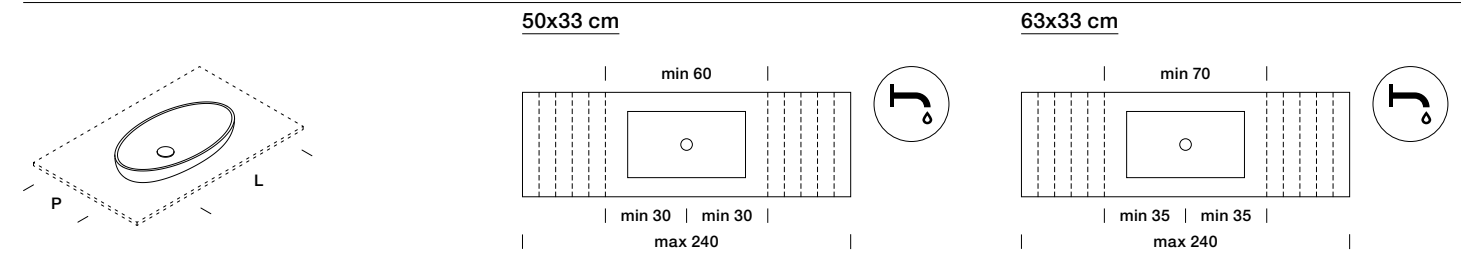
Rettangolare | Rectangular | Rectangulaire | Rechteckig | Rectangular



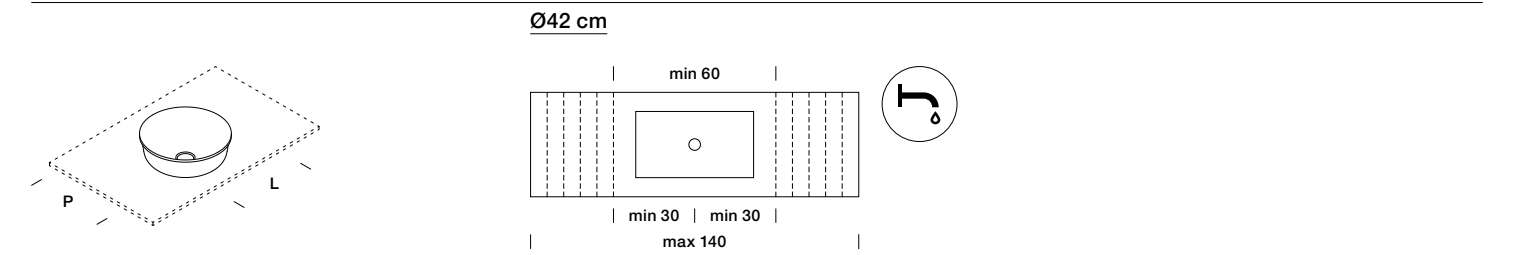
Hammam rettangolare | Hammam rectangular | Hammam rectangulaire | Hammam Rechteckig | Hammam rectangular



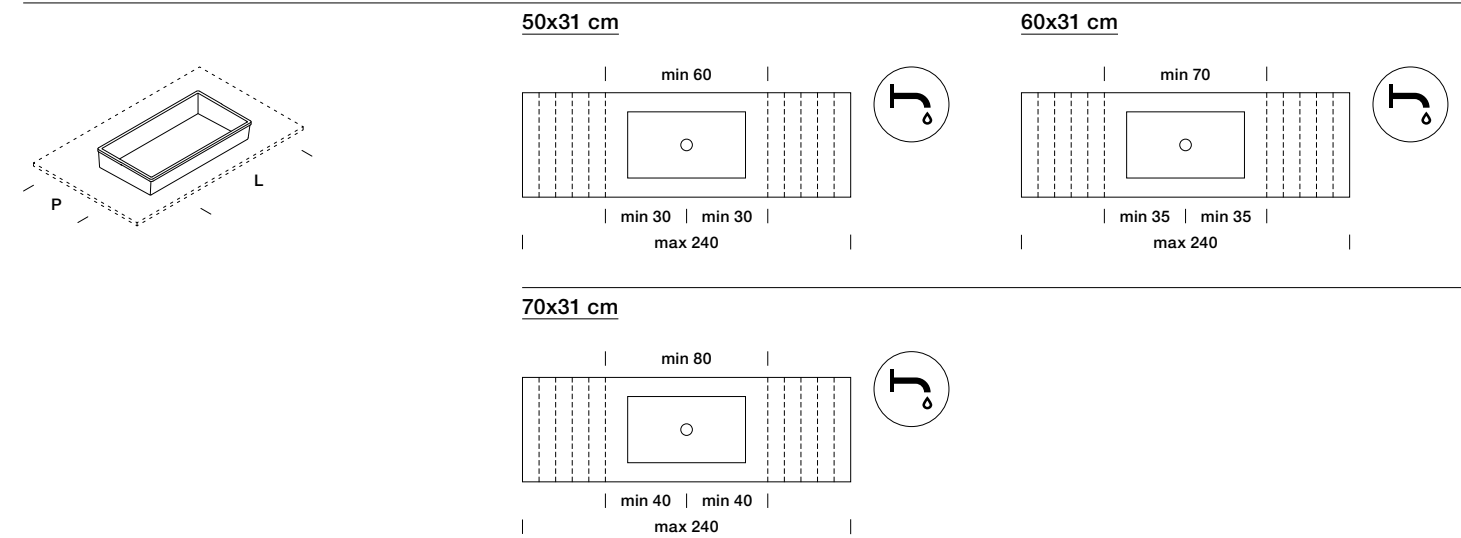
Stampata morbida | Moulded | Moulé | Geformt | Moldeado



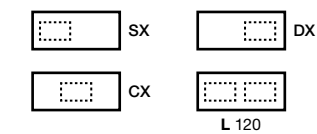
Hammam rotondo | Hammam round | Hammam rond | Hammam Rund | Hammam redondo



Scivolo | Sloping | En pente | Abfallend mit Rinne | Inclinado

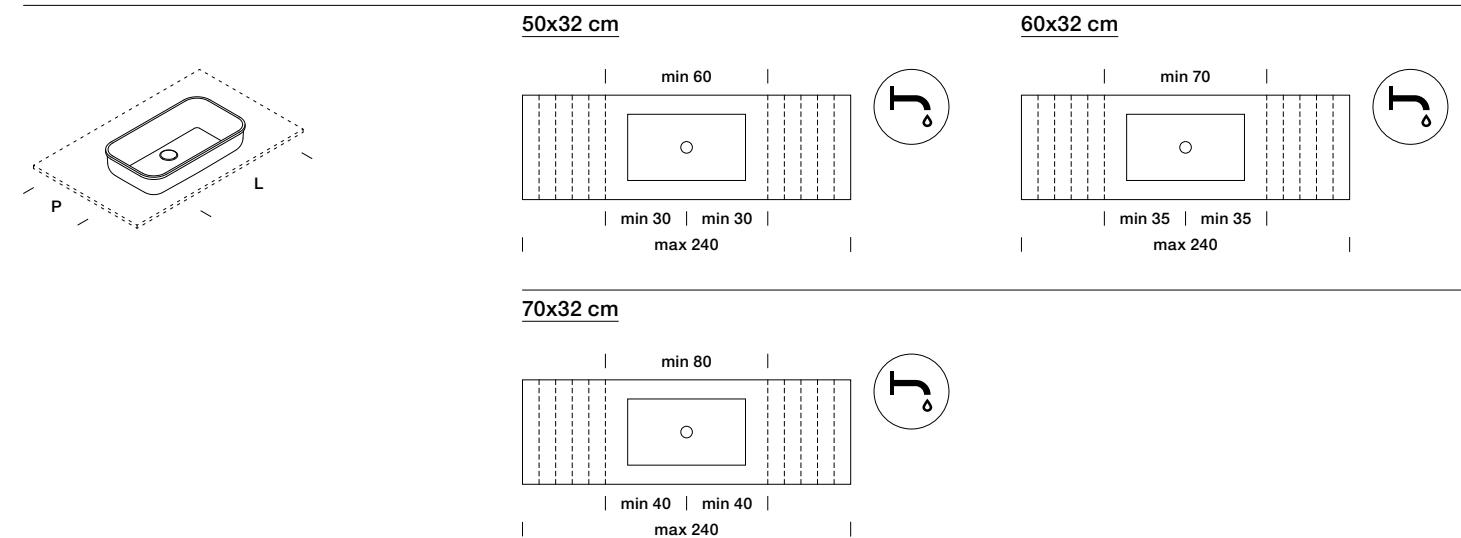


Posizionamento lavabo | Washbasin positioning | Positionnement vasque | Waschbeckenstellung | Posición lavabo



Top con doppio lavabo integrato disponibili a partire da L 120 cm | Top with double integrated washbasin available from L 120 cm | Plan avec double vasque intégrée disponible à partir de L 120 cm | Platte mit doppelt integriertem Becken ab L 120 cm erhältlich | Encimera con doble lavabo integrado disponible desde L 120 cm

Rettangolare morbido | Rectangular with round edge | Rectangulaire avec bord rond | Rechteckig mit weichen Kante | Rectangular con borde redondo



Top in Korakril Stone sp. 1,2 cm P= 46 cm

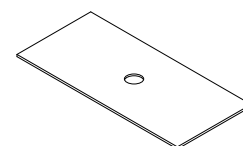
Korakril Stone top thk. 1,2 cm D=46 cm | Plans en Korakril Stone ep. 1,2 cm P=46 cm | Platten Tops aus Korakril Stone D. 1,2 cm T=46 cm | Encimeras en Korakril Stone esp. 1,2 cm P=46 cm

L	P	COD.	KORAKRIL STONE TUTTI I COLORI ALL COLORS			
20	7" 7/8	46	18" 1/8	T0TM21201	234	
30	11" 3/4	46	18" 1/8	T0TM21202	234	
40	15" 3/4	46	18" 1/8	T0TM21203	234	
50	19" 5/8	46	18" 1/8	T0TM21204	234	
60	23" 5/8	46	18" 1/8	T0TM21205	263	
70	27" 9/16	46	18" 1/8	T0TM21206	296	
80	31" 1/2	46	18" 1/8	T0TM21207	338	
90	35" 7/16	46	18" 1/8	T0TM21208	381	
100	39" 3/8	46	18" 1/8	T0TM21209	422	
110	43" 5/16	46	18" 1/8	T0TM21210	464	
<input type="checkbox"/> + <input type="checkbox"/>	120	47" 1/4	46	18" 1/8	T0TM21211	507
<input type="checkbox"/> + <input type="checkbox"/>	130	51" 3/16	46	18" 1/8	T0TM21212	549
<input type="checkbox"/> + <input type="checkbox"/>	140	55" 1/8	46	18" 1/8	T0TM21213	592
<input type="checkbox"/> + <input type="checkbox"/>	150	59" 1/16	46	18" 1/8	T0TM21214	634
<input type="checkbox"/> + <input type="checkbox"/>	160	63"	46	18" 1/8	T0TM21215	675
<input type="checkbox"/> + <input type="checkbox"/>	170	67"	46	18" 1/8	T0TM21216	718
<input type="checkbox"/> + <input type="checkbox"/>	180	70" 7/8	46	18" 1/8	T0TM21217	760
<input type="checkbox"/> + <input type="checkbox"/>	190	74" 7/8	46	18" 1/8	T0TM21218	803
<input type="checkbox"/> + <input type="checkbox"/>	200	78" 3/4	46	18" 1/8	T0TM21219	845
<input type="checkbox"/> + <input type="checkbox"/>	210	82" 11/16	46	18" 1/8	T0TM21220	887
<input type="checkbox"/> + <input type="checkbox"/>	220	86" 5/8	46	18" 1/8	T0TM21221	930
<input type="checkbox"/> + <input type="checkbox"/>	230	90" 9/16	46	18" 1/8	T0TM21222	971
<input type="checkbox"/> + <input type="checkbox"/>	240	94" 1/2	46	18" 1/8	T0TM21223	1014

Top con doppio lavabo integrato disponibili a partire da L 120 cm | Top with double integrated basin available from L 120 cm | Plan avec double vasque intégrée disponible à partir de L 120 cm | Platte mit doppelt integriertem Becken ab L 120 cm erhältlich | Encimera con doble lavabo integrado disponible desde L 120 cm

Foro per lavabo appoggio | Hole for over counter basin | Perçage pour lavabo à poser | Loch für Aufsatzwaschbecken | Orificio para lavabo de apoyo

COD.	LAVABI REXA REXA WASHBASINS	ALTRI LAVABI OTHER WASHBASINS
91020601	85	132



Lavabi in appoggio P. 70
Over counter basin P. 70
Vasques à poser P. 70
Aufsatzwaschbecken P. 70
Lavabos de apoyo P. 70

Lavabi integrati in Korakril Stone

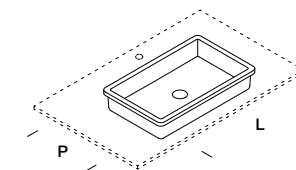


Korakril Stone integrated washbasins | Vasques intégrées en Korakril Stone | Integrierte Waschbecken aus Korakril Stone | Lavabo integrado en Korakril Stone

* Opzione foro rubinetto su top | Tap hole option | Option de perçage robinetterie | Hahnlochoption | Opción de orificio para grifo

COD.	L	P	KORAKRIL STONE TUTTI I COLORI ALL COLORS
------	---	---	--

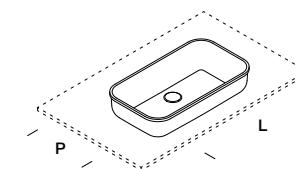
Rettangolare* | Rectangular | Rechteckig | Rectangulaire | Rectangular



05121501	50	19" 5/8	29	11" 27/64	670
05121601	63	24" 3/4	29	11" 27/64	670

Piletta sporgente a scarico libero | Free flow projecting drain included | Bonde à écoulement libre inclus | Ablaufgarnitur vorstehend und nicht staubar inbegriffen | Desagüe libre protuberante incluido

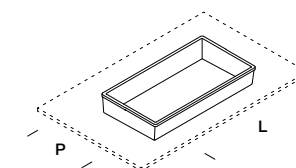
Rettangolare morbido | Rectangular with round edge | Rechteckig mit abgerundeter Kante | Rectangulaire avec bord rond | Rectangular con borde redondo



05128501	50	19" 5/8	32	12" 5/8	670
05128601	60	24" 3/4	32	12" 5/8	670
05128701	70	27" 1/2	32	12" 5/8	670

Piletta sporgente a scarico libero | Free flow projecting drain included | Bonde à écoulement libre inclus | Ablaufgarnitur vorstehend und nicht staubar inbegriffen | Desagüe libre protuberante incluido

Scivolo | Sloping | Abfallend mit Rinne | En pente | Inclinado



05124501	50	19" 5/8	31	12" 1/4	670
05124601	60	24" 3/4	31	12" 1/4	670
05124701	70	27" 1/2	31	12" 1/4	670

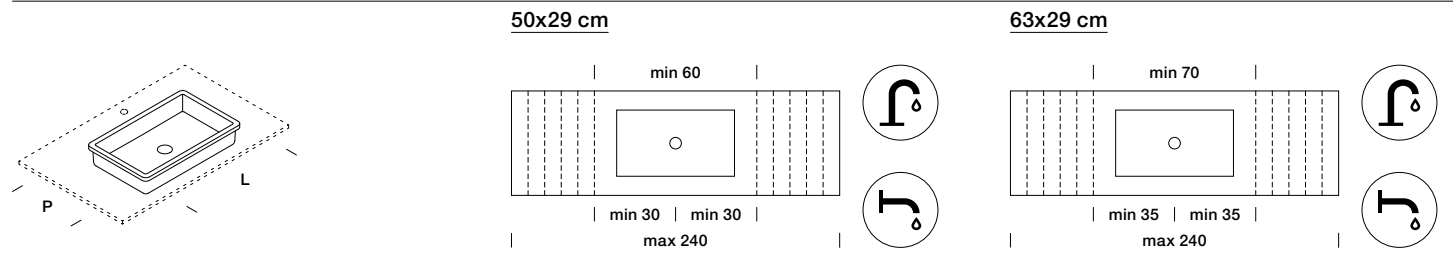
Scarico ispezionabile | Inspectable drain | Écoulement inspectable | Ablaufgarnitur für Inspektion | Desagüe libre inspeccionable incluido

Lavabo integrato disponibile su top a partire da L 60 cm | Integrated washbasin available on top starting from w. 60 cm | Vasque intégré disponible pour plans à partir de L 60 cm | Integrierte Waschbecken ab Top L 60 cm möglich | Lavabo integrado disponible para encimera desde L60cm

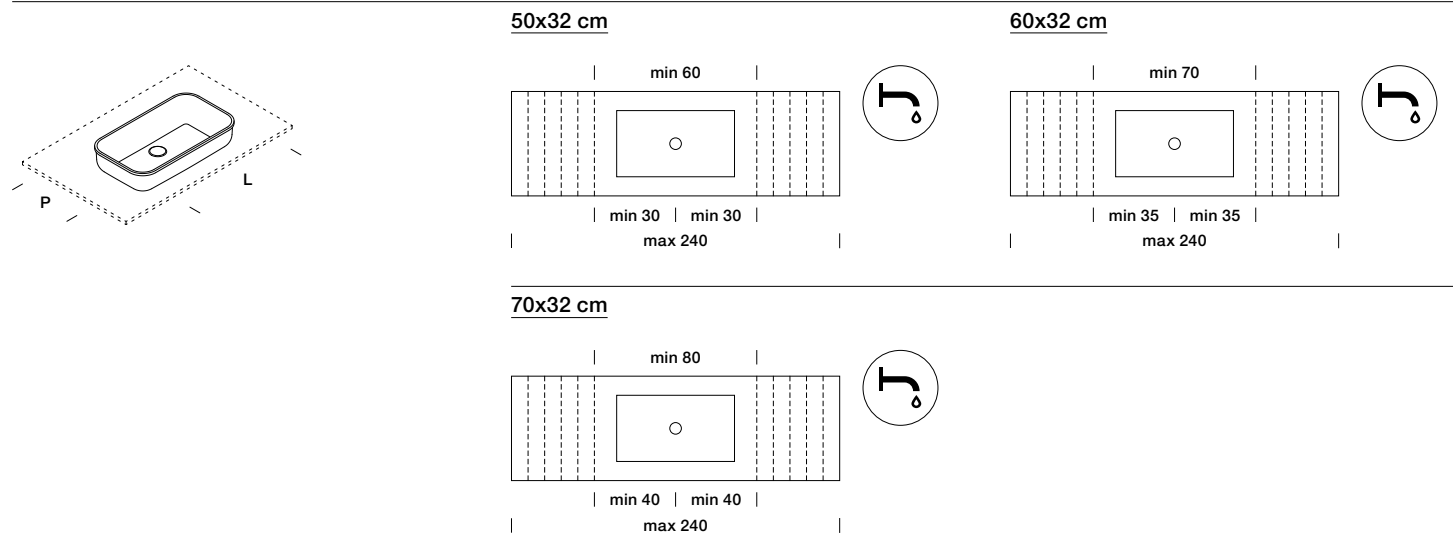
Dettagli tecnici dei lavabi integrati in Korakril Stone

Technical details of Korakril Stone integrated washbasins | Détails techniques des vasques intégrées en Korakril Stone | Technische Details zu integrierten Beckentypologien aus Korakril Stone | Detalles técnicos sobre tipologías de lavabos integrados en Korakril Stone

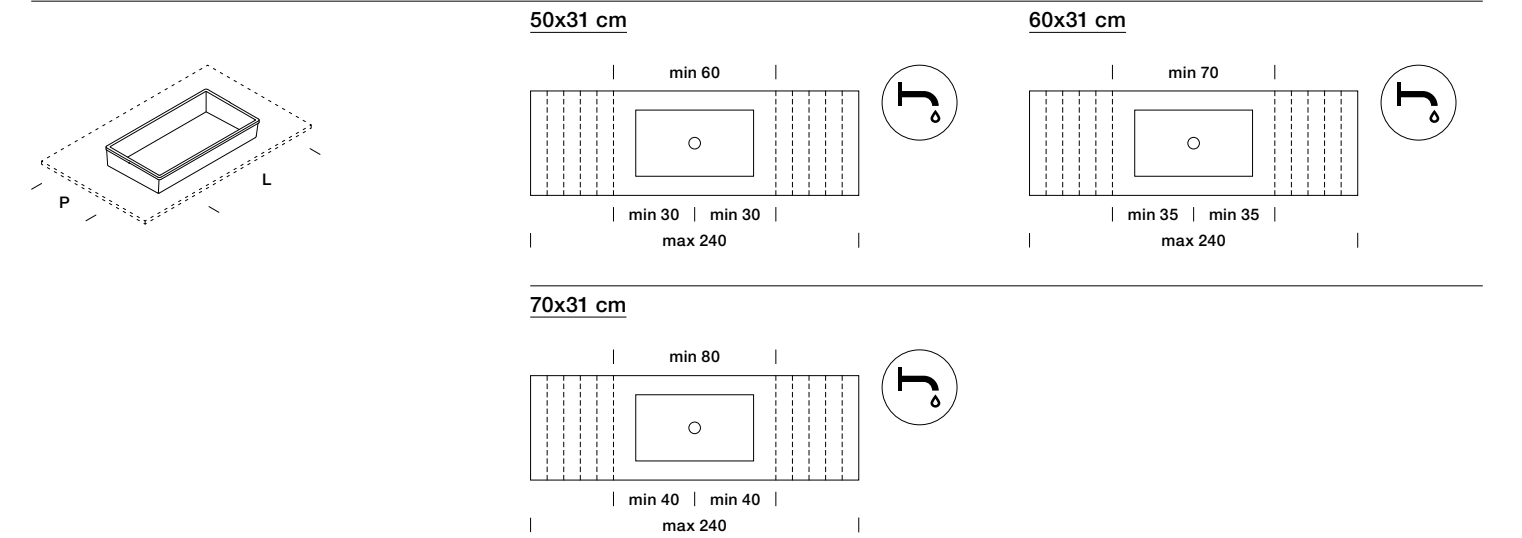
Rettangolare | Rectangular | Rectangulaire | Rechteckig | Rectangular



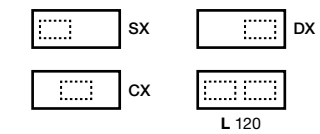
Rettangolare morbido | Rectangular with round edge | Rectangulaire avec bord rond | Rechteckig mit weichen Kante | Rectangular con borde redondo



Scivolo | Sloping | En pente | Abfallend mit Rinne | Inclinado



Posizionamento lavabo | Washbasin positioning | Positionnement vasque | Waschbeckenstellung | Posición lavabo



Top con doppio lavabo integrato disponibili a partire da L 120 cm | Top with double integrated washbasin available from L 120 cm | Plan avec double vasque intégrée disponible à partir de L 120 cm | Platte mit doppelt integriertem Becken ab L 120 cm erhältlich | Encimera con doble lavabo integrado disponible desde L 120 cm

Top in Shark sp. 1,2 cm P= 46 cm

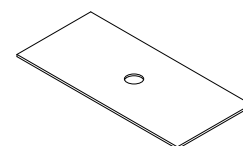
Shark top thk. 1,2 cm D=46 cm | Plans en Shark ep. 1,2 cm P=46 cm | Platten Tops aus Shark D. 1,2 cm T=46 cm | Encimeras en Shark esp. 1,2 cm P=46 cm

L	P	COD.	WHITE MATT / GLOSSY	GRAFITE / FANGO LUCE / GRIGIO LUCE / ZENZERO MATT / GLOSSY			
20	7" 7/8	46	18" 1/8	T0TM31201	165	198	
30	11" 3/4	46	18" 1/8	T0TM31202	165	198	
40	15" 3/4	46	18" 1/8	T0TM31203	165	198	
50	19" 5/8	46	18" 1/8	T0TM31204	165	198	
60	23" 5/8	46	18" 1/8	T0TM31205	185	222	
70	27" 9/16	46	18" 1/8	T0TM31206	208	250	
80	31" 1/2	46	18" 1/8	T0TM31207	238	285	
90	35" 7/16	46	18" 1/8	T0TM31208	267	321	
100	39" 3/8	46	18" 1/8	T0TM31209	297	356	
110	43" 5/16	46	18" 1/8	T0TM31210	327	392	
<input type="checkbox"/> + <input type="checkbox"/>	120	47" 1/4	46	18" 1/8	T0TM31211	356	428
<input type="checkbox"/> + <input type="checkbox"/>	130	51" 3/16	46	18" 1/8	T0TM31212	386	463
<input type="checkbox"/> + <input type="checkbox"/>	140	55" 1/8	46	18" 1/8	T0TM31213	416	499
<input type="checkbox"/> + <input type="checkbox"/>	150	59" 1/16	46	18" 1/8	T0TM31214	446	535
<input type="checkbox"/> + <input type="checkbox"/>	160	63"	46	18" 1/8	T0TM31215	475	570
<input type="checkbox"/> + <input type="checkbox"/>	170	67"	46	18" 1/8	T0TM31216	505	606
<input type="checkbox"/> + <input type="checkbox"/>	180	70" 7/8	46	18" 1/8	T0TM31217	535	641
<input type="checkbox"/> + <input type="checkbox"/>	190	74" 7/8	46	18" 1/8	T0TM31218	564	678
<input type="checkbox"/> + <input type="checkbox"/>	200	78" 3/4	46	18" 1/8	T0TM31219	594	713
<input type="checkbox"/> + <input type="checkbox"/>	210	82" 11/16	46	18" 1/8	T0TM31220	624	748
<input type="checkbox"/> + <input type="checkbox"/>	220	86" 5/8	46	18" 1/8	T0TM31221	653	784
<input type="checkbox"/> + <input type="checkbox"/>	230	90" 9/16	46	18" 1/8	T0TM31222	683	820
<input type="checkbox"/> + <input type="checkbox"/>	240	94" 1/2	46	18" 1/8	T0TM31223	713	856

Top con doppio lavabo integrato disponibili a partire da L 120 cm | Top with double integrated basin available from L 120 cm | Plan avec double vasque intégrée disponible à partir de L 120 cm | Platte mit doppelt integriertem Becken ab L 120 cm erhältlich | Encimera con doble lavabo integrado disponible desde L 120 cm

Foro per lavabo appoggio | Hole for over counter basin | Perçage pour lavabo à poser | Loch für Aufsatzwaschbecken | Orificio para lavabo de apoyo

COD.	LAVABI REXA REXA WASHBASINS	ALTRI LAVABI OTHER WASHBASINS
91020601	85	132



Lavabi in appoggio P. 70
Over counter basin P. 70
Vasques à poser P. 70
Aufsatzwaschbecken P. 70
Lavabos de apoyo P. 70

Lavabi integrati in Shark

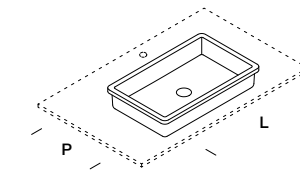
36 46 52

Shark washbasins | Vasques intégrée en Shark | Integrierte Waschbecken aus Shark | Lavabo integrado en Shark | Lavabo integrado en Shark

* Opzione foro rubinetto su top | Tap hole option | Option de perçage robinetterie | Hahnlochoption | Opción de orificio para grifo

COD.	L	P	WHITE MATT / GLOSSY	GRAFITE / FANGO LUCE / GRIGIO LUCE / ZENZERO MATT / GLOSSY
------	---	---	------------------------	--

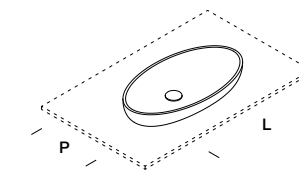
Rettangolare* | Rectangular | Rectangulaire | Rechteckig | Rectangular



05131503	50	19" 5/8	29	11" 27/64	508	541
05131602	63	24" 3/4	29	11" 27/64	508	541

Piletta sporgente a scarico libero | Free flow projecting drain included | Bonde à écoulement libre inclus | Ablaufgarnitur vorstehend und nicht staubar inbegriffen | Desagüe libre protuberante incluido

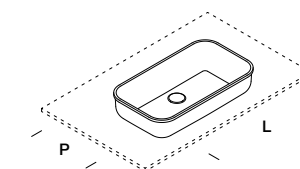
Stampata morbida | Moulded | Moulé | Geformt | Moldeado



05137501	50	19" 5/8	33	13"	508	541
05137601	63	24" 3/4	33	13"	508	541

Piletta sporgente a scarico libero | Free flow projecting drain included | Bonde à écoulement libre inclus | Ablaufgarnitur vorstehend und nicht staubar inbegriffen | Desagüe libre protuberante incluido

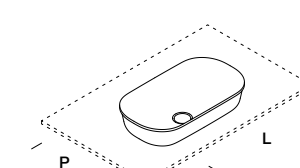
Rettangolare morbido | Rectangular with round edge | Rectangulaire avec bord rond | Rechteckig mit weichen Kante | Rectangular con borde redondo



05138501	50	19" 5/8	32	12" 5/8	508	541
05138601	60	24" 3/4	32	12" 5/8	508	541
05138701	70	27" 1/2	32	12" 5/8	508	541

Piletta a filo a scarico libero | Free flow flush drain included | Bonde à écoulement libre inclus | Ablaufgarnitur nicht staubar inbegriffen | Desagüe libre incluido

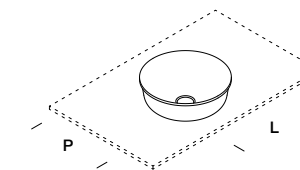
Hamam rettangolare | Hamam rectangular | Hammam rectangulaire | Hamam Rechteckig | Hammam rectangular



0513B601	60	23" 5/8	34	13" 3/8	508	541
----------	----	---------	----	---------	-----	-----

Piletta a filo a scarico libero | Free flow flush drain included | Bonde à écoulement libre inclus | Ablaufgarnitur nicht staubar inbegriffen | Desagüe libre incluido

Hamam rotondo | Hamam round | Hammam Rund | Hammam rond | Hammam redondo



0513A401	42	18" 7/8	42	18" 7/8	508	541
----------	----	---------	----	---------	-----	-----

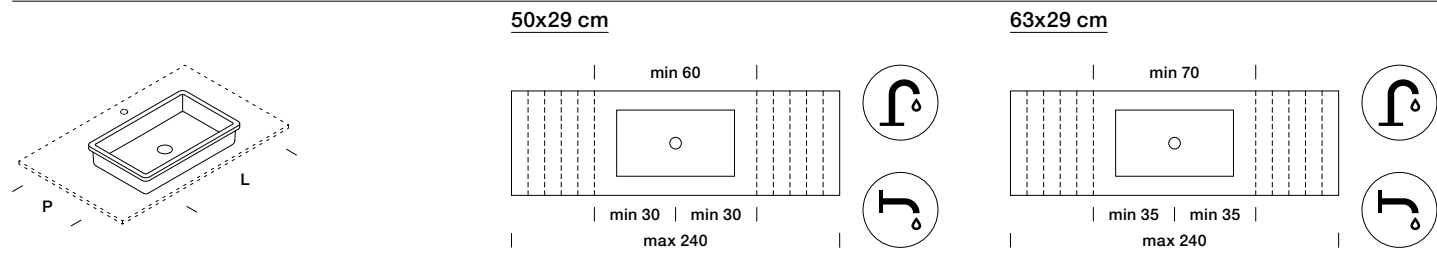
Piletta a filo a scarico libero | Free flow flush drain included | Bonde à écoulement libre inclus | Ablaufgarnitur nicht staubar inbegriffen | Desagüe libre incluido

Lavabo integrato disponibile su top a partire da L 60 cm | Integrated washbasin available on top starting from w. 60 cm | Vasque intégré disponible pour plans à partir de L 60 cm | Integrierte Waschbecken ab Top L 60 cm möglich | Lavabo integrado disponible para encimera desde L60cm

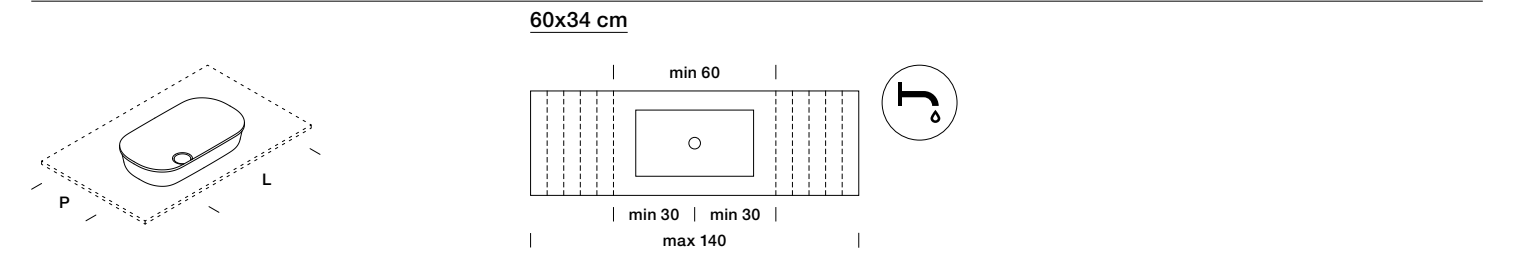
Dettagli tecnici dei lavabi integrati in Shark

Technical details of Shark integrated washbasins | Détails techniques des vasques intégrées en Shark | Technische Details zu integrierten Becken-
typologien aus Shark | Detalles técnicos sobre tipologías de lavabos integradas en Shark

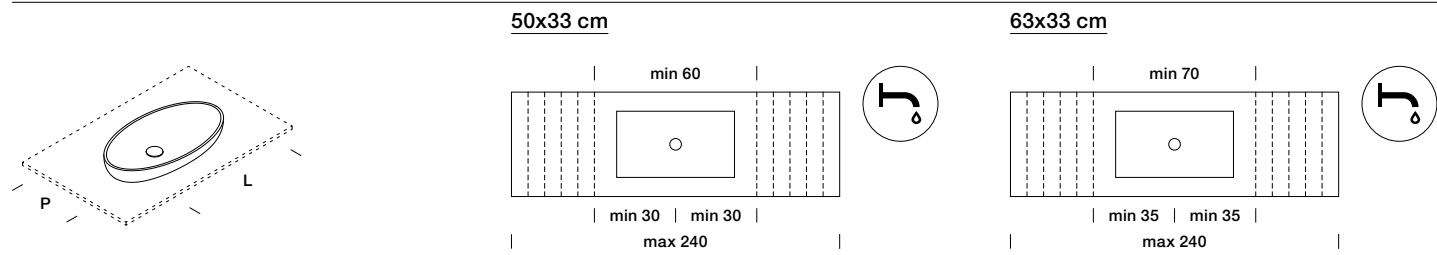
Rettangolare | Rectangular | Rectangulaire | Rechteckig | Rectangular



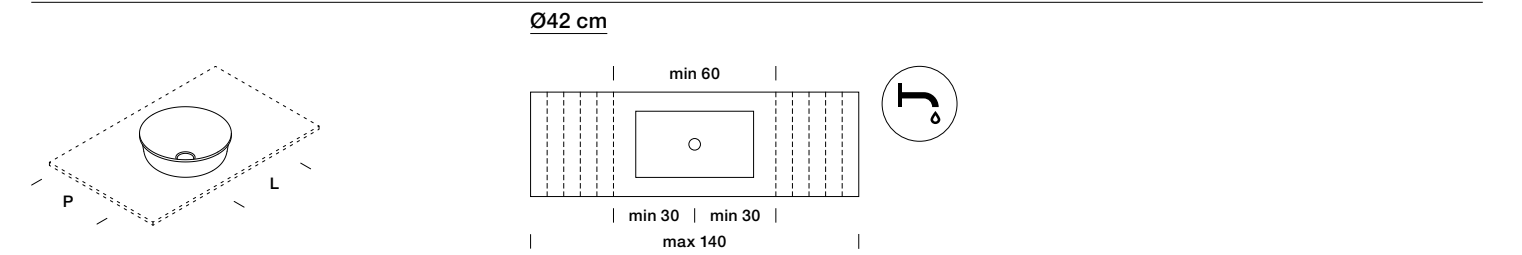
Hammam rettangolare | Hammam rectangular | Hammam rectangulaire | Hammam Rechteckig | Hammam rectangular



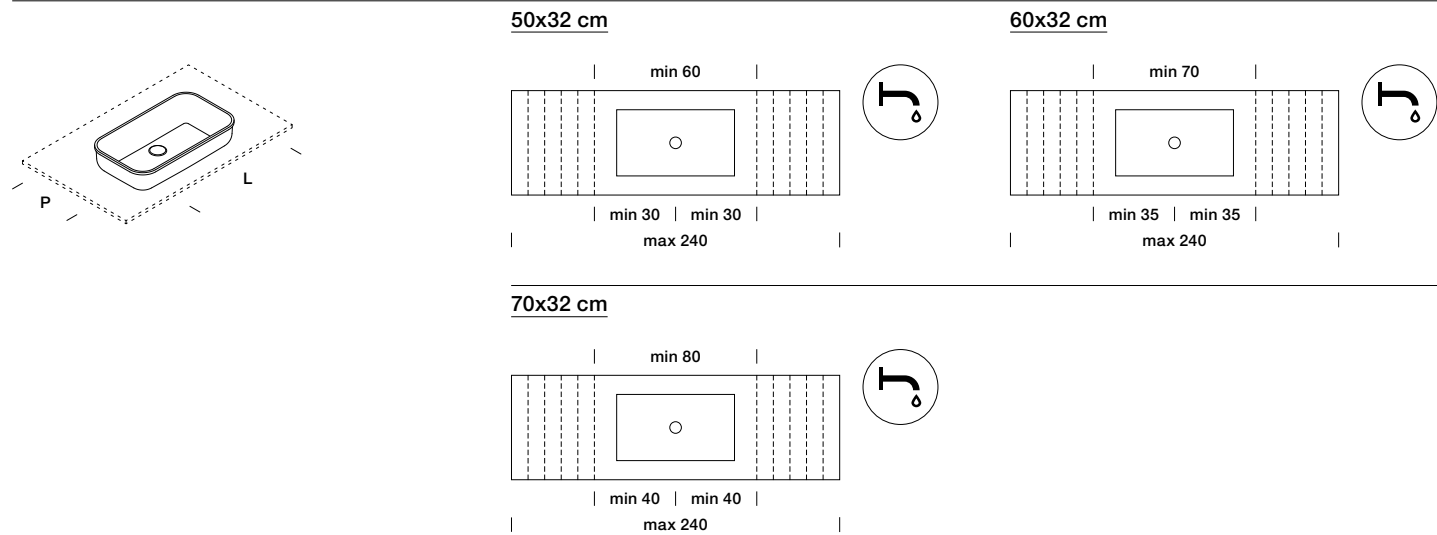
Stampata morbida | Moulded | Moulé | Geformt | Moldeado



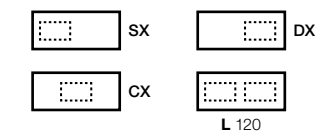
Hammam rotondo | Hammam round | Hammam rond | Hammam Rund | Hammam redondo



Rettangolare morbido | Rectangular with round edge | Rectangulaire avec bord rond | Rechteckig mit weichen Kante | Rectangular con borde redondo



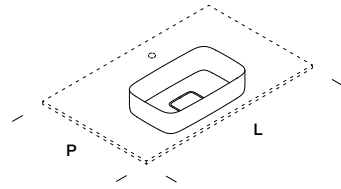
Posizionamento lavabo | Washbasin positioning | Positionnement vasque | Waschbeckenstellung | Posición lavabo



Top con doppio lavabo integrato disponibili a partire da L 120 cm | Top with double integrated washbasin available from L 120 cm | Plan avec double vasque intégrée disponible à partir de L 120 cm | Platte mit doppelt integriertem Becken ab L 120 cm erhältlich | Encimera con doble lavabo integrado disponible desde L 120 cm

Top con lavabo integrato Savon sp. 1,2 cm P= 46 cm

Top with Savon integrated washbasin thk 1,2 cm D= 46 cm | Plan vasque intégré avec vasque Savon ep 1,2 cm T= 46 cm | Savon integriertem Waschbeken D.1,2 cm T= 46 cm | Lavabo integrado Savon sp 1,2 cm P= 46 cm



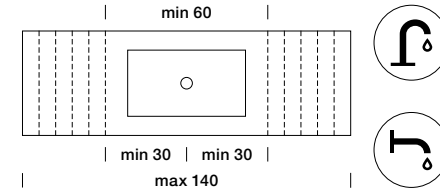
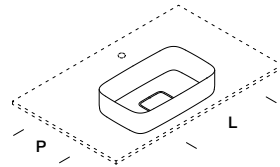
Piletta a filo a scarico libero o click clack | Free flow or click clack drain included | Bonde à écoulement libre ou click clack inclus | Ablaufgarnitur nicht staubar oder Push Open | Desagüe libre o click-clack incluido

L	P	COD.	Korakril BLEND ICE WHITE	SHARK WHITE MATT / GLOSSY	SHARK GRAFITE / FANGO LUCE / GRIGIO LUCE / ZENZERO MATT / GLOSSY		
60	23" 5/8	46	18" 1/8	T0SAA1201	694	592	711
70	27" 9/16	46	18" 1/8	T0SAA1202	694	601	721
80	31" 1/2	46	18" 1/8	T0SAA1203	728	609	732
90	35" 7/16	46	18" 1/8	T0SAA1204	762	662	794
100	39" 3/8	46	18" 1/8	T0SAA1205	796	680	816
120	47" 1/4	46	18" 1/8	T0SAA1206	865	684	821
140*	55" 1/8	46	18" 1/8	T0SAA1207	932	706	847

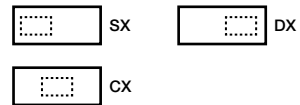
* Per L 140 il lavabo è sempre centrato | Washbasin always centered in the L 140 | En L 140 la vasque est toujours centré | Bei L 140 cm ist das Waschbecken immer mittig | en el 140 el lavabo está siempre centrado

Savon

50x30 cm



Posizionamento lavabo | Washbasin positioning | Positionnement vasque | Waschbeckenstellung | Posición lavabo



Top in marmo sp. 2 cm P= 46 cm

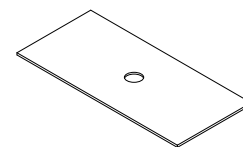
Marble top thk. 2 cm D=46 cm | Plans en marbles ep. 2 cm P=46 cm | Platten Tops aus Marmor D. 2 cm T=46 cm | Encimeras en mármol esp. 2 cm P=46 cm

L		P		COD.	CARRARA MATT / GLOSSY	GRIGIO VENETO GRIGIO CARNICO EMPERADOR MATT / GLOSSY	NERO ASSOLUTO NERO MARQUINIA MATT / GLOSSY	
20	7" 7/8	46	18" 1/8	T0TM41201	101	108	167	
30	11" 3/4	46	18" 1/8	T0TM41202	152	162	251	
40	15" 3/4	46	18" 1/8	T0TM41203	202	217	336	
50	19" 5/8	46	18" 1/8	T0TM41204	253	271	419	
60	23" 5/8	46	18" 1/8	T0TM41205	304	325	503	
70	27" 9/16	46	18" 1/8	T0TM41206	354	378	586	
80	31" 1/2	46	18" 1/8	T0TM41207	405	432	670	
90	35" 7/16	46	18" 1/8	T0TM41208	455	486	754	
100	39" 3/8	46	18" 1/8	T0TM41209	506	540	837	
110	43" 5/16	46	18" 1/8	T0TM41210	557	595	921	
<input type="checkbox"/> + <input type="checkbox"/>	120	47" 1/4	46	18" 1/8	T0TM41211	607	649	1005
<input type="checkbox"/> + <input type="checkbox"/>	130	51" 3/16	46	18" 1/8	T0TM41212	658	703	1089
<input type="checkbox"/> + <input type="checkbox"/>	140	55" 1/8	46	18" 1/8	T0TM41213	708	757	1173
<input type="checkbox"/> + <input type="checkbox"/>	150	59" 1/16	46	18" 1/8	T0TM41214	759	811	1256
<input type="checkbox"/> + <input type="checkbox"/>	160	63"	46	18" 1/8	T0TM41215	810	865	1340
<input type="checkbox"/> + <input type="checkbox"/>	170	67"	46	18" 1/8	T0TM41216	860	919	1423
<input type="checkbox"/> + <input type="checkbox"/>	180	70" 7/8	46	18" 1/8	T0TM41217	911	974	1507
<input type="checkbox"/> + <input type="checkbox"/>	190	74" 7/8	46	18" 1/8	T0TM41218	961	1027	1591
<input type="checkbox"/> + <input type="checkbox"/>	200	78" 3/4	46	18" 1/8	T0TM41219	1012	1081	1675
<input type="checkbox"/> + <input type="checkbox"/>	210	82" 11/16	46	18" 1/8	T0TM41220	1063	1135	1759
<input type="checkbox"/> + <input type="checkbox"/>	220	86" 5/8	46	18" 1/8	T0TM41221	1113	1189	1843
<input type="checkbox"/> + <input type="checkbox"/>	230	90" 9/16	46	18" 1/8	T0TM41222	1164	1243	1926
<input type="checkbox"/> + <input type="checkbox"/>	240	94" 1/2	46	18" 1/8	T0TM41223	1214	1297	2010

Top con doppio lavabo integrato disponibili a partire da L 120 cm | Top with double integrated basin available from L 120 cm | Plan avec double vasque intégrée disponible à partir de L 120 cm | Platte mit doppelt integriertem Becken ab L 120 cm erhältlich | Encimera con doble lavabo integrado disponible desde L 120 cm

Foro per lavabo appoggio | Hole for over counter basin | Perçage pour lavabo à poser | Loch für Aufsatzwaschbecken | Orificio para lavabo de apoyo

COD.	LAVABI REXA REXA WASHBASINS	ALTRI LAVABI OTHER WASHBASINS
91020601	85	132



Lavabi in appoggio P. 70
Over counter basin P. 70
Vasques à poser P. 70
Aufsatzwaschbecken P. 70
Lavabos de apoyo P. 70

Lavabi integrati in marmo

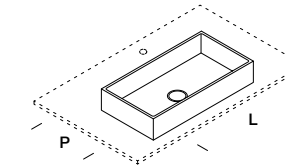
36 46 52

Marble washbasins | Vasques intégrée en marbre | Integrierte Waschbecken aus Marmor | Lavabo integrado en mármol

* Opzione foro rubinetto su top | Tap hole option | Option de perçage pour robinet | Hahnlochoption | Opción de orificio para grifo

COD.	L	P	CARRARA MATT / GLOSSY	GRIGIO VENETO GRIGIO CARNICO EMPERADOR MATT / GLOSSY	NERO ASSOLUTO NERO MARQUINIA MATT / GLOSSY
------	---	---	--------------------------	---	--

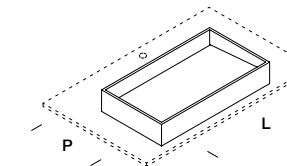
Rettangolare* | Rectangular | Rectangulaire | Rechteckig | Rectangular



05141303	45	17" 3/4	26	17" 3/4	1298	1298	1394
05141603	55	21" 5/8	26	21" 5/8	1344	1344	1405

Piletta a filo a scarico libero | Free flow flush drain included | Bonde au ras à écoulement libre inclus | Ablaufgarnitur nicht staubar inbegriffen | Desagüe libre incluido

Scivolo* | Sloping | En pente | Abfallend mit Rinne | Inclinado



05144401	45	17" 3/4	26	17" 3/4	1725	1738	1904
05144501	55	21" 5/8	26	21" 5/8	1807	1813	1991

Scarico ispezionabile | Inspectable drain | Écoulement inspectable | Ablaufgarnitur für Inspektion | Desagüe libre inspeccionable incluido

Lavabo integrato disponibile su top a partire da L 60 cm | Integrated washbasin available on top starting from w. 60 cm | Vasque intégré disponible pour plans à partir de L 60 cm | Integrierte Waschbecken ab Top L 60 cm möglich | Lavabo integrado disponible para encimera desde L60cm

Accessori e lavorazioni P. 146 | Accessories and special machining P. 146 | Accessoires et usinage spécial P. 146 | Zubehör und besondere bearbeitungen S. 146 | Accesorios y procesamientos especial P. 146

Top in marmo sp. 12 cm P= 46 cm

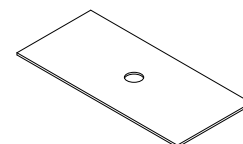
Marble top thk. 12 cm D=46 cm | Plans en marbre ep. 12 cm P=46 cm | Platten Tops aus Marmor D. 12 cm T=46 cm | Encimeras en mármol esp. 12 cm P=46 cm

L	P	COD.	CARRARA MATT / GLOSSY	GRIGIO VENETO GRIGIO CARNICO EMPERADOR MATT / GLOSSY	NERO ASSOLUTO NERO MARQUINIA MATT / GLOSSY			
20	7" 7/8	46	18" 1/8	T0TM44201	229	233	299	
30	11" 3/4	46	18" 1/8	T0TM44202	343	350	449	
40	15" 3/4	46	18" 1/8	T0TM44203	458	465	598	
50	19" 5/8	46	18" 1/8	T0TM44204	572	582	748	
60	23" 5/8	46	18" 1/8	T0TM44205	686	699	898	
70	27" 9/16	46	18" 1/8	T0TM44206	801	815	1047	
80	31" 1/2	46	18" 1/8	T0TM44207	915	932	1197	
90	35" 7/16	46	18" 1/8	T0TM44208	1030	1048	1346	
100	39" 3/8	46	18" 1/8	T0TM44209	1144	1164	1496	
110	43" 5/16	46	18" 1/8	T0TM44210	1257	1280	1646	
<input type="checkbox"/> + <input type="checkbox"/>	120	47" 1/4	46	18" 1/8	T0TM44211	1372	1397	1795
<input type="checkbox"/> + <input type="checkbox"/>	130	51" 3/16	46	18" 1/8	T0TM44212	1486	1514	1945
<input type="checkbox"/> + <input type="checkbox"/>	140	55" 1/8	46	18" 1/8	T0TM44213	1601	1630	2094
<input type="checkbox"/> + <input type="checkbox"/>	150	59" 1/16	46	18" 1/8	T0TM44214	1715	1747	2244
<input type="checkbox"/> + <input type="checkbox"/>	160	63"	46	18" 1/8	T0TM44215	1829	1862	2394
<input type="checkbox"/> + <input type="checkbox"/>	170	67"	46	18" 1/8	T0TM44216	1944	1979	2543
<input type="checkbox"/> + <input type="checkbox"/>	180	70" 7/8	46	18" 1/8	T0TM44217	2058	2096	2693
<input type="checkbox"/> + <input type="checkbox"/>	190	74" 7/8	46	18" 1/8	T0TM44218	2173	2212	2842
<input type="checkbox"/> + <input type="checkbox"/>	200	78" 3/4	46	18" 1/8	T0TM44219	2287	2329	2992
<input type="checkbox"/> + <input type="checkbox"/>	210	82" 11/16	46	18" 1/8	T0TM44220	2401	2445	3141
<input type="checkbox"/> + <input type="checkbox"/>	220	86" 5/8	46	18" 1/8	T0TM44221	2516	2561	3290
<input type="checkbox"/> + <input type="checkbox"/>	230	90" 9/16	46	18" 1/8	T0TM44222	2630	2677	3440
<input type="checkbox"/> + <input type="checkbox"/>	240	94" 1/2	46	18" 1/8	T0TM44223	2745	2794	3589

Top con doppio lavabo integrato disponibili a partire da L 120 cm | Top with double integrated basin available from L 120 cm | Plan avec double vasque intégrée disponible à partir de L 120 cm | Platte mit doppelt integriertem Becken ab L 120 cm erhältlich | Encimera con doble lavabo integrado disponible desde L 120 cm

Foro per lavabo appoggio | Hole for over counter basin | Perçage pour lavabo à poser | Loch für Aufsatzwaschbecken | Orificio para lavabo de apoyo

COD.	LAVABI REXA REXA WASHBASINS	ALTRI LAVABI OTHER WASHBASINS
91020601	85	132



Lavabi in appoggio P. 70
Over counter basin P. 70
Vasques à poser P. 70
Aufsatzwaschbecken P. 70
Lavabos de apoyo P. 70

Accessori e lavorazioni P. 146 | Accessories and special machining P. 146 | Accessoires et usinage spécial P. 146 | Zubehör und besondere bearbeitungen S. 146 | Accesorios y procesamientos especial P. 146

Lavabi integrati in marmo

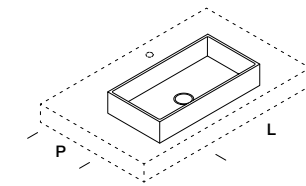


Marble washbasins | Vasques intégrées en marbre | Integrierte Waschbecken aus Marmor | Lavabo integrado en mármol

* Opzione foro rubinetto su top | Tap hole option | Option de perçage pour robinet | Hahnlochoption | Opción de orificio para grifo

COD.	L	P	CARRARA MATT / GLOSSY	GRIGIO VENETO GRIGIO CARNICO EMPERADOR MATT / GLOSSY	NERO ASSOLUTO NERO MARQUINIA MATT / GLOSSY		
05141303	45	17" 3/4	26	17" 3/4	1298	1298	1394
05141603	55	21" 5/8	26	21" 5/8	1344	1344	1405

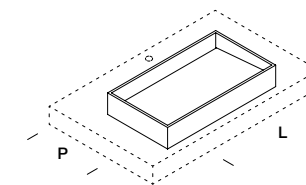
Rettangolare* | Rectangular | Rechteckig | Rectangulaire | Rectangular



05141303	45	17" 3/4	26	17" 3/4	1298	1298	1394
05141603	55	21" 5/8	26	21" 5/8	1344	1344	1405

Piletta a filo a scarico libero | Free flow flush drain included | Bonde au ras à écoulement libre inclus | Ablaufgarnitur nicht staubar inbegriffen | Desagüe libre incluido

Scivolo* | Sloping | En pente | Abfallend mit Rinne | Inclinado



05144401	45	17" 3/4	26	17" 3/4	1725	1738	1904
05144501	55	21" 5/8	26	21" 5/8	1807	1813	1991

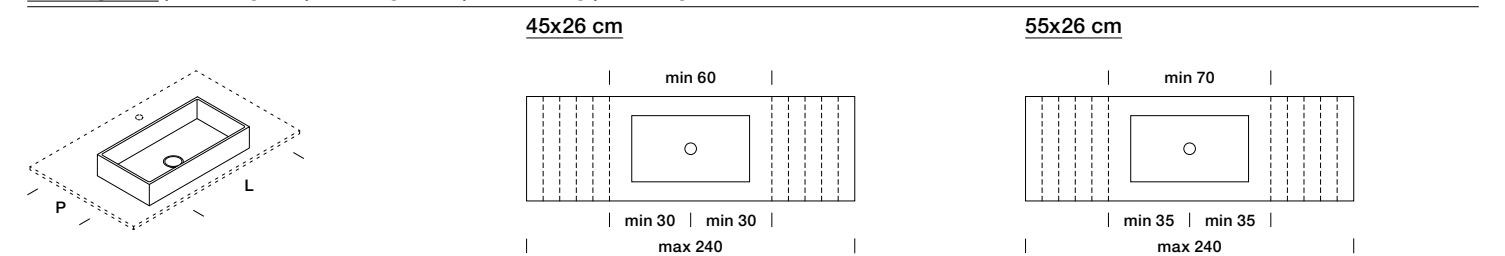
Scarico ispezionabile | Inspectable drain | Écoulement inspectable | Ablaufgarnitur für Inspektion | Desagüe libre inspeccionable incluido

Lavabo integrato disponibile su top a partire da L 60 cm | Integrated washbasin available on top starting from w. 60 cm | Vasque intégrée disponible pour plans à partir de L 60 cm | Integrierte Waschbecken ab Top L 60 cm möglich | Lavabo integrado disponible para encimera desde L60cm

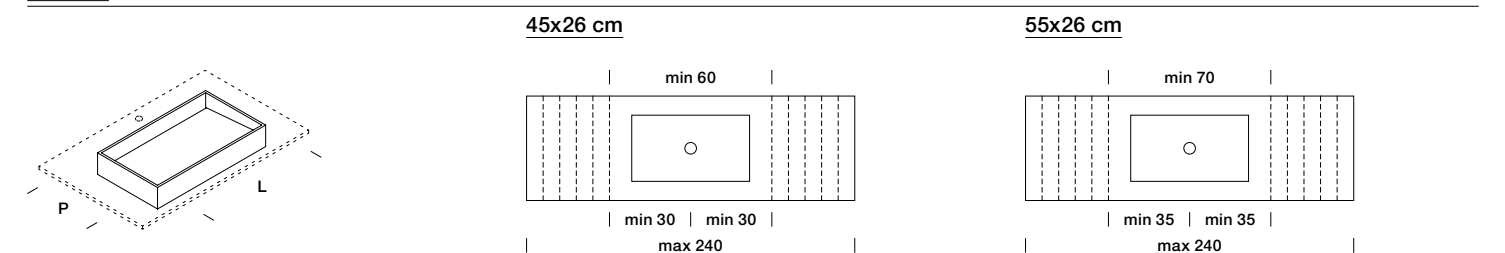
Dettagli tecnici dei lavabi integrati in marmo

Technical details of marble integrated washbasins | Détails techniques des vasques intégrées en marbre | Technische Details zu integrierten Beckentypologien aus Marmor | Detalles técnicos sobre tipologías de lavabos integradas en mármol

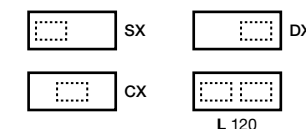
Rettangolare | Rectangular | Rectangulaire | Rechteckig | Rectangular



Scivolo* | Sloping | En pente | Abfallend mit Rinne | Inclinado



Posizionamento lavabo | Washbasin positioning | Positionnement vasque | Waschbeckenstellung | Posición lavabo



Top con doppio lavabo integrato disponibili a partire da L 120 cm | Top with double integrated washbasin available from L 120 cm | Plan avec double vasque intégrée disponible à partir de L 120 cm | Platte mit doppelt integriertem Becken ab L 120 cm erhältlich | Encimera con doble lavabo integrado disponible desde L 120 cm

Rubinetteria | Faucet | Robinetterie | Armaturen | Monomandos



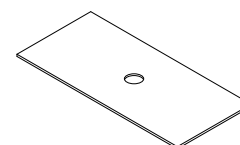
Top in Hpl Polaris sp. 1 cm P= 52 cm

Hpl Polaris top thk. 1 cm D=52 cm | Plan en Hpl Polaris ep. 1 cm P=52 cm | Platten Tops aus Hpl Polaris D. 1 cm T= 52 cm | Encimera en Hpl Polaris esp. 1 cm P= 52 cm

L	P	COD.	BIANCO E COLORATO WHITE AND COLOURED
20	7" 7/8	T0TM51301	226
30	11" 3/4	T0TM51302	226
40	15" 3/4	T0TM51303	249
50	19" 5/8	T0TM51304	266
60	23" 5/8	T0TM51305	308
70	27" 9/16	T0TM51306	338
80	31" 1/2	T0TM51307	367
90	35" 7/16	T0TM51308	397
100	39" 3/8	T0TM51309	427
110	43" 5/16	T0TM51310	454
120	47" 1/4	T0TM51311	482
130	51" 3/16	T0TM51312	509
140	55" 1/8	T0TM51313	537
150	59" 1/16	T0TM51314	564
160	63"	T0TM51315	592
170	67"	T0TM51316	619
180	70" 7/8	T0TM51317	647
190	74" 7/8	T0TM51318	674
200	78" 3/4	T0TM51319	702
210	82" 11/16	T0TM51320	726
220	86" 5/8	T0TM51321	754
230	90" 9/16	T0TM51322	781
240	94" 1/2	T0TM51323	803

Foro per lavabo appoggio | Hole for over counter basin | Perçage pour lavabo à poser | Loch für Aufsatzwaschbecken | Orificio para lavabo de apoyo

COD.	LAVABI REXA REXA WASHBASINS	ALTRI LAVABI OTHER WASHBASINS
91020601	85	132



Lavabi in appoggio P. 70
Over counter basin P. 70
Vasques à poser P. 70
Aufsatzwaschbecken P. 70
Lavabos de apoyo P. 70

Top in Hpl Polaris sp. 12 cm P= 52 cm

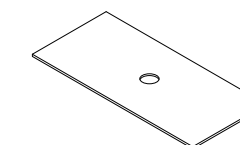
Hpl Polaris top thk. 1 cm D=52 cm | Plan en Hpl Polaris ep. 1 cm P=52 cm | Platten Tops aus Hpl Polaris D. 1 cm T= 52 cm | Encimera en Hpl Polaris esp. 1 cm P= 52 cm



L	P	COD.	BIANCO E COLORATO WHITE AND COLOURED
20	7" 7/8	T0TM54301	424
30	11" 3/4	T0TM54302	424
40	15" 3/4	T0TM54303	457
50	19" 5/8	T0TM54304	490
60	23" 5/8	T0TM54305	523
70	27" 9/16	T0TM54306	556
80	31" 1/2	T0TM54307	589
90	35" 7/16	T0TM54308	622
100	39" 3/8	T0TM54309	655
110	43" 5/16	T0TM54310	708
120	47" 1/4	T0TM54311	762
130	51" 3/16	T0TM54312	816
140	55" 1/8	T0TM54313	870
150	59" 1/16	T0TM54314	924
160	63"	T0TM54315	978
170	67"	T0TM54316	1032
180	70" 7/8	T0TM54317	1086
190	74" 7/8	T0TM54318	1140
200	78" 3/4	T0TM54319	1194
210	82" 11/16	T0TM54320	1247
220	86" 5/8	T0TM54321	1301
230	90" 9/16	T0TM54322	1355
240	94" 1/2	T0TM54323	1463

Foro per lavabo appoggio | Hole for over counter basin | Perçage pour lavabo à poser | Loch für Aufsatzwaschbecken | Orificio para lavabo de apoyo

COD.	LAVABI REXA REXA WASHBASINS	ALTRI LAVABI OTHER WASHBASINS
91020601	85	132



Lavabi in appoggio P. 70
Over counter basin P. 70
Vasques à poser P. 70
Aufsatzwaschbecken P. 70
Lavabos de apoyo P. 70

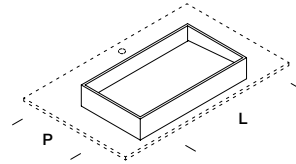
Lavabi integrati in Corian®

Integrated Corian® washbasin | Vasques intégrés en Corian® | Integrierte Waschbecken aus Corian® | Lavabo integrado en Corian®

* Opzione foro rubinetto su top | Tap hole option | Option de perçage pour robinet | Hahnlochoption | Opción de orificio para grifo

COD.	L	P	GLACIER WHITE	BONE SILVER GRAY	NEUTRAL CONCRETE CARBON CONCRETE CLAY DEEP CLOUD	GREYLITE DUNE PRIMA ASH AGGREGATE CARBON AGGREGATE PEBBLE TERRAZZO	DEEP NOCTURNE
------	---	---	---------------	------------------	---	--	---------------

Scivolo* | Sloping | Abfallend mit Rinne | En pente | Inclinado

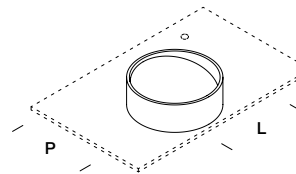


05104502	50	19" 5/8	30	11" 3/4	1020	1159	1288	1315	1441
05104601	60	23" 5/8	30	11" 3/4	1020	1159	1288	1315	1441
05104702	70	27" 1/2	30	11" 3/4	1059	1208	1340	1367	1498
05104802	80	31" 1/2	30	11" 3/4	1098	1256	1394	1422	1558

Scarico ispezionabile | Inspectable drain | Écoulement inspectable | Ablaufgarnitur für Inspektion | Desagüe libre inspeccionable incluido

COD.	Ø	GLACIER WHITE	BONE SILVER GRAY	NEUTRAL CONCRETE CARBON CONCRETE CLAY DEEP CLOUD	GREYLITE DUNE PRIMA ASH AGGREGATE CARBON AGGREGATE	DEEP NOCTURNE
------	---	---------------	------------------	---	---	---------------

Slope*



05106001	39	16" 1/8	1155	1227	1353	1386	1436
----------	----	---------	------	------	------	------	------

Piletta a scarico libero ispezionabile | Inspectable drain plug | Bonde et écoulement inspectable | Ablaufgarnitur für Inspektion | Desagüe libre inspeccionable incluido

Lavabo integrato disponibile su top a partire da L 60 cm | Integrated washbasin available on top starting from w. 60 cm | Vasque intégré disponible pour plans à partir de L 60 cm | Integrierte Waschbecken ab Top L 60 cm möglich | Lavabo integrado disponible para encimera desde L60cm

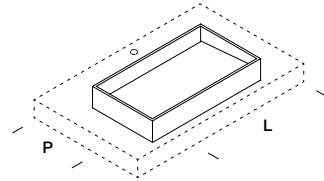
Lavabi integrati in Corian®

Integrated Corian® washbasin | Vasques intégrés en Corian® | Integrierte Waschbecken aus Corian® | Lavabo integrado en Corian®

* Opzione foro rubinetto su top | Tap hole option | Option de perçage pour robinet | Hahnlochoption | Opción de orificio para grifo

COD.	L	P	GLACIER WHITE	BONE SILVER GRAY	NEUTRAL CONCRETE CARBON CONCRETE CLAY DEEP CLOUD	GREYLITE DUNE PRIMA ASH AGGREGATE CARBON AGGREGATE PEBBLE TERRAZZO	DEEP NOCTURNE
------	---	---	---------------	------------------	---	--	---------------

Scivolo* | Sloping | Abfallend mit Rinne | En pente | Inclinado

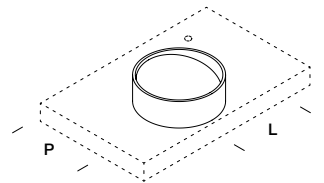


05104502	50	19" 5/8	30	11" 3/4	1020	1159	1288	1315	1441
05104601	60	23" 5/8	30	11" 3/4	1020	1159	1288	1315	1441
05104702	70	27" 1/2	30	11" 3/4	1059	1208	1340	1367	1498
05104802	80	31" 1/2	30	11" 3/4	1098	1256	1394	1422	1558

Scarico ispezionabile | Inspectable drain | Écoulement inspectable | Ablaufgarnitur für Inspektion | Desagüe libre inspeccionable incluido

COD.	Ø	GLACIER WHITE	BONE SILVER GRAY	NEUTRAL CONCRETE CARBON CONCRETE CLAY DEEP CLOUD	GREYLITE DUNE PRIMA ASH AGGREGATE CARBON AGGREGATE	DEEP NOCTURNE
------	---	---------------	------------------	---	---	---------------

Slope*



05106001	39	16" 1/8	1155	1227	1353	1386	1436
----------	----	---------	------	------	------	------	------

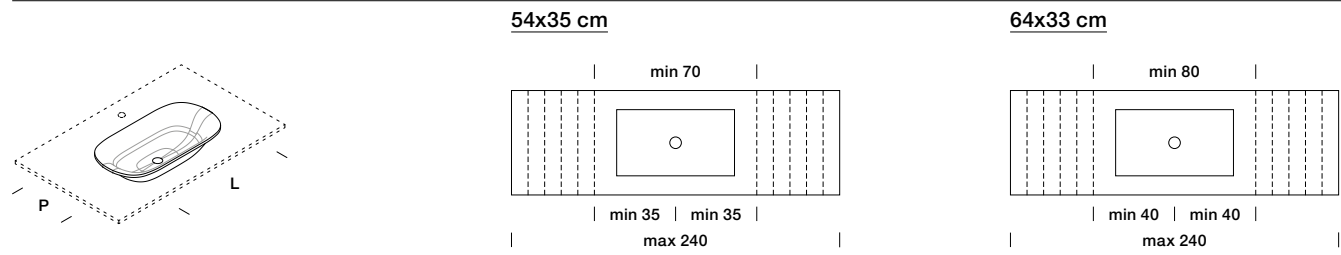
Piletta a scarico libero ispezionabile | Inspectable drain plug | Bonde et écoulement inspectable | Ablaufgarnitur für Inspektion | Desagüe libre inspeccionable incluido

Lavabo integrato disponibile su top a partire da L 60 cm | Integrated washbasin available on top starting from w. 60 cm | Vasque intégré disponible pour plans à partir de L 60 cm | Integrierte Waschbecken ab Top L 60 cm möglich | Lavabo integrado disponible para encimera desde L60cm

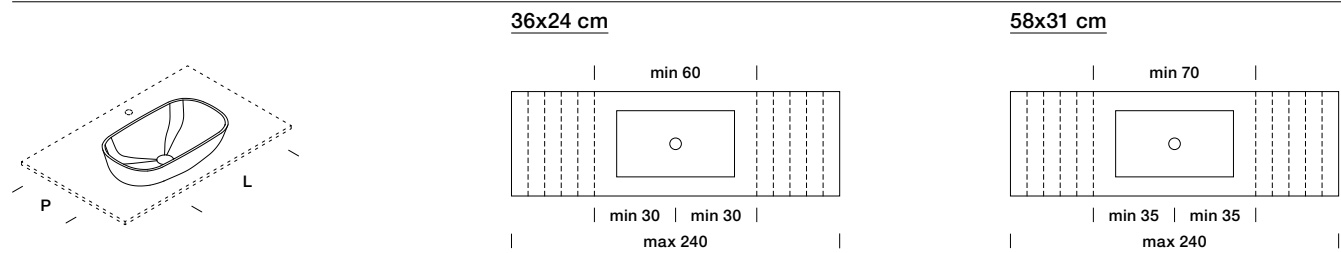
Dettagli tecnici dei lavabi integrati in Corian®

Technical details of Corian® integrated washbasins | Détails techniques des vasques intégrées en Corian® | Technische Details zu integrierten Beckentypologien aus Corian® | Detalles técnicos sobre tipologías de lavabos integrados en Corian®

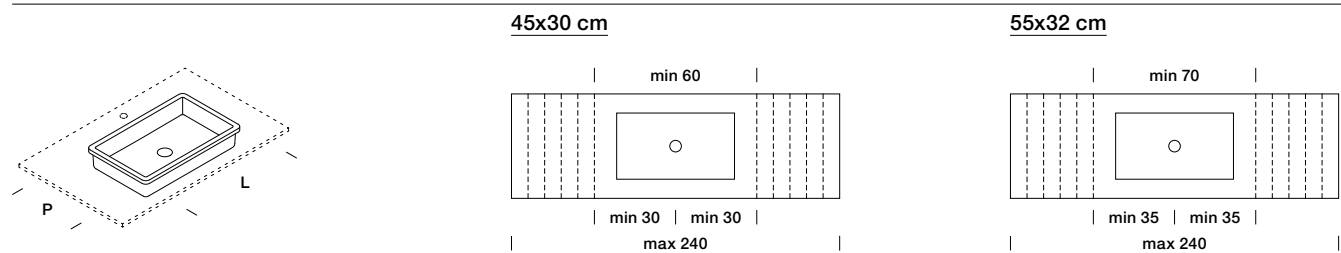
Termoformato | Thermoformed | Thermoformé | Thermogeformt | Termoformado



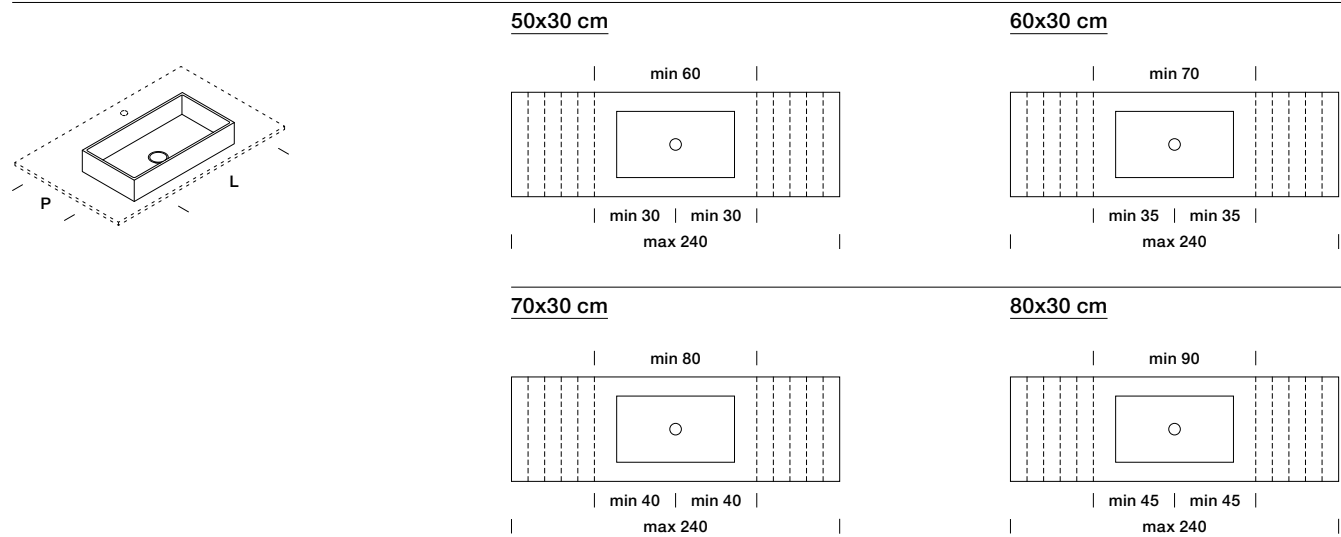
Moode



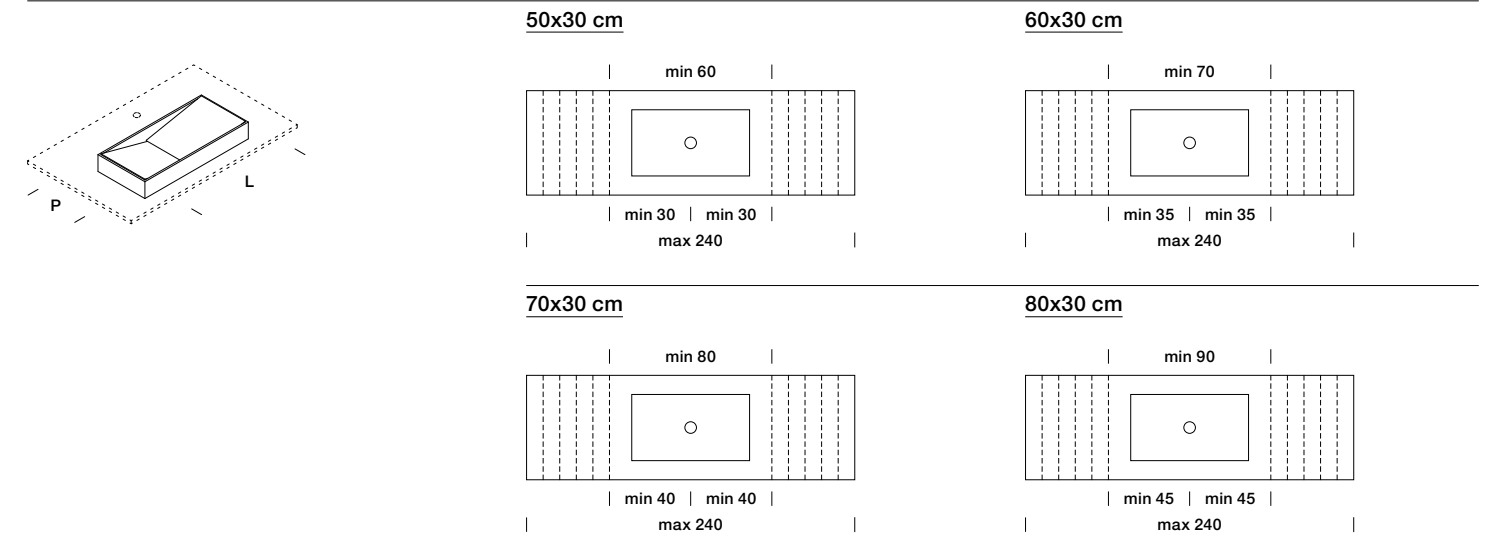
Stampato | Moulded | Moulé | Geformt | Moldeado



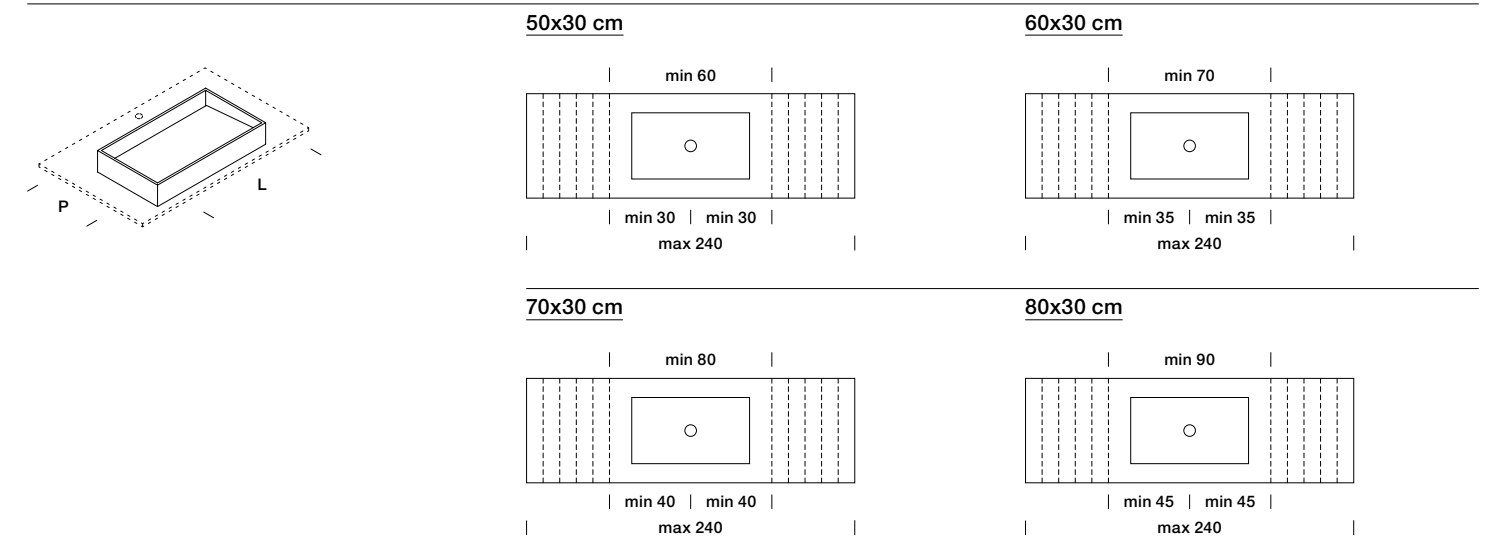
Rettangolare | Rectangular | Rectangulaire | Rechteckig | Rectangular



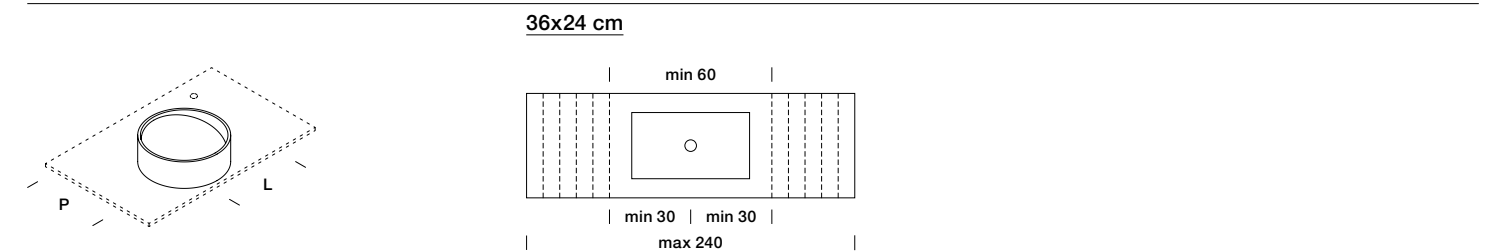
D_Taglio



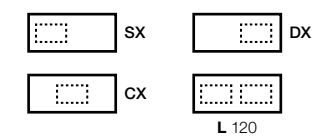
Scivolo | Sloping | En pente | Abfallend mit Rinne | Inclinado



Slope



Posizionamento lavabo | Washbasin positioning | Positionnement vasque | Waschbeckenstellung | Posición lavabo



Top con doppio lavabo integrato disponibile a partire da L 120 cm | Top with double integrated washbasin available from L 120 cm | Plan avec double vasque intégrée disponible à partir de L 120 cm | Platte mit doppelt integriertem Becken ab L 120 cm erhältlich | Encimera con doble lavabo integrado disponible desde L 120 cm

Rubinetteria | Faucet | Robinetterie | Armaturen | Monomandos



Top in Korakril sp. 1,2 cm P= 52 cm

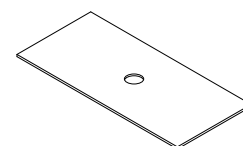
Korakril top thk. 1,2 cm P=52 cm | Plans en Korakril ep. 1,2 cm P=52 cm | Platten Tops aus Korakril D. 1,2 cm T=52 cm | Encimeras en Korakril esp. 1,2 cm P=52 cm

L	P	COD.	KORAKRIL PURE WHITE	KORAKRIL TUTTI I COLORI ALL COLORS			
20	7" 7/8	52	20" 4/8	T0TM11301	219	245	
30	11" 3/4	52	20" 4/8	T0TM11302	219	245	
40	15" 3/4	52	20" 4/8	T0TM11303	219	245	
50	19" 5/8	52	20" 4/8	T0TM11304	219	245	
60	23" 5/8	52	20" 4/8	T0TM11305	246	276	
70	27" 9/16	52	20" 4/8	T0TM11306	277	310	
80	31" 1/2	52	20" 4/8	T0TM11307	317	354	
90	35" 7/16	52	20" 4/8	T0TM11308	356	398	
100	39" 3/8	52	20" 4/8	T0TM11309	396	443	
110	43" 5/16	52	20" 4/8	T0TM11310	436	487	
<input type="checkbox"/> + <input type="checkbox"/>	120	47" 1/4	52	20" 4/8	T0TM11311	475	531
<input type="checkbox"/> + <input type="checkbox"/>	130	51" 3/16	52	20" 4/8	T0TM11312	515	576
<input type="checkbox"/> + <input type="checkbox"/>	140	55" 1/8	52	20" 4/8	T0TM11313	554	620
<input type="checkbox"/> + <input type="checkbox"/>	150	59" 1/16	52	20" 4/8	T0TM11314	594	664
<input type="checkbox"/> + <input type="checkbox"/>	160	63"	52	20" 4/8	T0TM11315	634	710
<input type="checkbox"/> + <input type="checkbox"/>	170	67"	52	20" 4/8	T0TM11316	673	754
<input type="checkbox"/> + <input type="checkbox"/>	180	70" 7/8	52	20" 4/8	T0TM11317	713	798
<input type="checkbox"/> + <input type="checkbox"/>	190	74" 7/8	52	20" 4/8	T0TM11318	752	843
<input type="checkbox"/> + <input type="checkbox"/>	200	78" 3/4	52	20" 4/8	T0TM11319	792	887
<input type="checkbox"/> + <input type="checkbox"/>	210	82" 11/16	52	20" 4/8	T0TM11320	832	931
<input type="checkbox"/> + <input type="checkbox"/>	220	86" 5/8	52	20" 4/8	T0TM11321	871	976
<input type="checkbox"/> + <input type="checkbox"/>	230	90" 9/16	52	20" 4/8	T0TM11322	911	1020
<input type="checkbox"/> + <input type="checkbox"/>	240	94" 1/2	52	20" 4/8	T0TM11323	950	1064

Top con doppio lavabo integrato disponibili a partire da L 120 cm | Top with double integrated basin available from L 120 cm | Plan avec double vasque intégrée disponible à partir de L 120 cm | Platte mit doppelt integriertem Becken ab L 120 cm erhältlich | Encimera con doble lavabo integrado disponible desde L 120 cm

Foro per lavabo appoggio | Hole for over counter basin | Perçage pour lavabo à poser | Loch für Aufsatzwaschbecken | Orificio para lavabo de apoyo

COD.	LAVABI REXA REXA WASHBASINS	ALTRI LAVABI OTHER WASHBASINS
91020601	85	132



Lavabi in appoggio P. 70
Over counter basin P. 70
Vasques à poser P. 70
Aufsatzwaschbecken P. 70
Lavabos de apoyo P. 70

Accessori e lavorazioni P. 146 | Accessories and special machining P. 146 | Accessoires et usinage spécial P. 146 | Zubehör und besondere bearbeitungen S. 146 | Accesorios y procesamientos especial P. 146

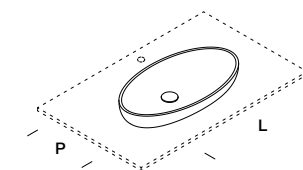
Lavabi integrati in Korakril

Korakril integrated washbasins | Vasques intégrées en Korakril | Integrierte Waschbecken aus Korakril | Lavabo integrado en Korakril

* Opzione foro rubinetto su top | Tap hole option | Option de perçage robinetterie | Hahnlochoption | Opción de orificio para grifo

COD.	L	P	KORAKRIL PURE WHITE	KORAKRIL TUTTI I COLORI ALL COLORS
------	---	---	---------------------	------------------------------------

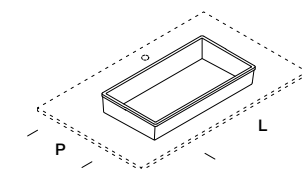
Stampata morbida* | Moulded | Moulé | Geformt | Moldeado



05117501	50	19" 5/8	33	13"	554	620
05117601	63	24" 3/4	33	13"	554	620

Piletta sporgente a scarico libero | Free flow projecting drain included | Bonde à écoulement libre inclus | Ablaufgarnitur vorstehend und nicht staubar inbegriffen | Desagüe libre protuberante incluido

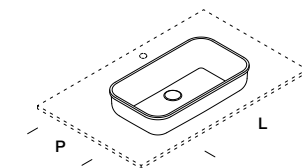
Scivolo* | Sloping | En pente | Abfallend mit Rinne | Inclinado



05114501	50	19" 5/8	31	12" 1/4	554	620
05114601	60	23" 5/8	31	12" 1/4	554	620
05114701	70	27" 1/2	31	12" 1/4	554	620

Scarico ispezionabile | Inspectable drain | Écoulement inspectable | Ablaufgarnitur für Inspektion | Desagüe libre inspeccionable incluido

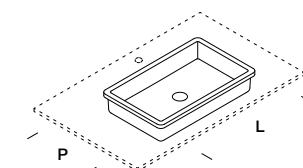
Rettangolare morbido* | Rectangular with round edge | Rectangulaire avec bord rond | Rechteckig mit weichen Kante | Rectangular con borde redondo



05118501	50	19" 5/8	32	12" 5/8	554	620
05118601	60	23" 5/8	32	12" 5/8	554	620
05118701	70	27" 1/2	32	12" 5/8	554	620

Piletta sporgente a scarico libero | Free flow projecting drain included | Bonde à écoulement libre inclus | Ablaufgarnitur vorstehend und nicht staubar inbegriffen | Desagüe libre protuberante incluido

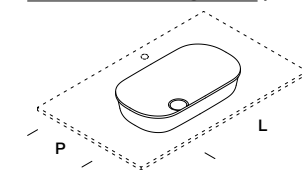
Rettangolare* | Rectangular | Rectangulaire | Rechteckig | Rectangular



05111501	50	19" 5/8	31	12" 1/4	554	620
05111601	60	23" 5/8	31	12" 1/4	554	620
05111701	70	27" 1/2	31	12" 1/4	554	620

Piletta a filo a scarico libero | Free flow flush drain included | Bonde au ras à écoulement libre inclus | Ablaufgarnitur nicht staubar inbegriffen | Desagüe libre incluido

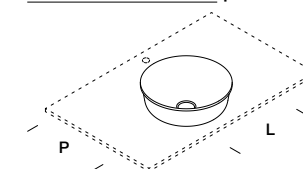
Hamam rettangolare* | Hamam rectangular | Hammmam rectangulaire | Hamam Rechteckig | Hammmam rectangular



0511B601	60	23" 5/8	34	13" 3/8	554	620
----------	----	---------	----	---------	-----	-----

Piletta a filo a scarico libero | Free flow flush drain included | Bonde au ras à écoulement libre inclus | Ablaufgarnitur nicht staubar inbegriffen | Desagüe libre incluido

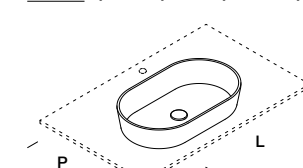
Hamam rotondo* | Hamam round | Hamam rond | Hamam Rund | Hamam redondo



0511A401	42	18" 7/8	42	18" 7/8	554	620
----------	----	---------	----	---------	-----	-----

Piletta a filo a scarico libero | Free flow flush drain included | Bonde au ras à écoulement libre inclus | Ablaufgarnitur nicht staubar inbegriffen | Desagüe libre incluido

Ovale* | Oval | Oval | Ovale | Ovalado



05119601	60	23" 5/8	35	13" 3/4	554	620
----------	----	---------	----	---------	-----	-----

Piletta sporgente a scarico libero | Free flow projecting drain included | Bonde à écoulement libre inclus | Ablaufgarnitur vorstehend und nicht staubar inbegriffen | Desagüe libre protuberante incluido

Lavabo integrato disponibile su top a partire da L 60 cm | Integrated washbasin available on top starting from w. 60 cm | Vasque intégré disponible pour plans à partir de L 60 cm | Integrierte Waschbecken ab Top L 60 cm möglich | Lavabo integrado disponible para encimera desde L60cm

Top in Korakril sp. 12 cm P= 52 cm

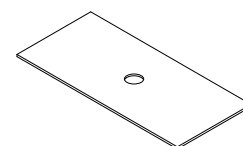
Korakril top thk. 12 cm D=52 cm | Plans en Korakril ep. 12 cm P=52 cm | Platten Tops aus Korakril D. 12 cm T=52 cm | Encimeras en Korakril esp. 12 cm P=52 cm

L	P	COD.	Korakril PURE WHITE	Korakril TUTTI I COLORI
20	7" 7/8	T0TM14301	298	333
30	11" 3/4	T0TM14302	298	333
40	15" 3/4	T0TM14303	298	333
50	19" 5/8	T0TM14304	298	333
60	23" 5/8	T0TM14305	334	375
70	27" 9/16	T0TM14306	376	421
80	31" 1/2	T0TM14307	429	480
90	35" 7/16	T0TM14308	483	540
100	39" 3/8	T0TM14309	537	601
110	43" 5/16	T0TM14310	591	661
120	47" 1/4	T0TM14311	645	722
130	51" 3/16	T0TM14312	703	787
140	55" 1/8	T0TM14313	751	840
150	59" 1/16	T0TM14314	805	901
160	63"	T0TM14315	859	961
170	67"	T0TM14316	913	1022
180	70" 7/8	T0TM14317	966	1081
190	74" 7/8	T0TM14318	1020	1142
200	78" 3/4	T0TM14319	1074	1202
210	82" 11/16	T0TM14320	1128	1263
220	86" 5/8	T0TM14321	1181	1322
230	90" 9/16	T0TM14322	1234	1382
240	94" 1/2	T0TM14323	1288	1442

Top con doppio lavabo integrato disponibili a partire da L 120 cm | Top with double integrated basin available from L 120 cm | Plan avec double vasque intégrée disponible à partir de L 120 cm | Platte mit doppelt integriertem Becken ab L 120 cm erhältlich | Encimera con doble lavabo integrado disponible desde L 120 cm

Foro per lavabo appoggio | Hole for over counter basin | Perçage pour lavabo à poser | Loch für Aufsatzwaschbecken | Orificio para lavabo de apoyo

COD.	LAVABI REXA REXA WASHBASINS	ALTRI LAVABI OTHER WASHBASINS
91020601	85	132



Lavabi in appoggio P. 70
Over counter basin P. 70
Vasques à poser P. 70
Aufsatzwaschbecken P. 70
Lavabos de apoyo P. 70

Accessori e lavorazioni P. 146 | Accessories and special machining P. 146 | Accessoires et usinage spécial P. 146 | Zubehör und besondere bearbeitungen S. 146 | Accesorios y procesamientos especial P. 146

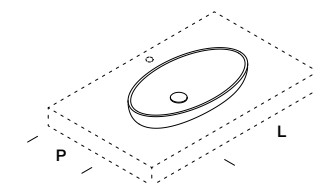
Lavabi integrati in Korakril

Korakril integrated washbasins | Vasques intégrées en Korakril | Integrierte Waschbecken aus Korakril | Lavabo integrado en Korakril

* Opzione foro rubinetto su top | Tap hole option | Option de perçage robinetterie | Hahnlochoption | Opción de orificio para grifo

COD.	L	P	Korakril PURE WHITE	Korakril TUTTI I COLORI
------	---	---	---------------------	-------------------------

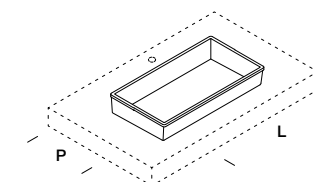
Stampata morbida* | Moulded | Moulé | Geformt | Moldeado



05117501	50	19" 5/8	33	13"	554	620
05117601	63	24" 3/4	33	13"	554	620

Piletta sporgente a scarico libero | Free flow projecting drain included | Bonde à écoulement libre inclus | Ablaufgarnitur vorstehend und nicht staubar inbegriffen | Desagüe libre protuberante incluido

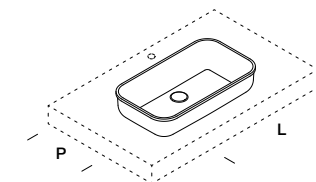
Scivolo* | Sloping | En pente | Abfallend mit Rinne | Inclinado



05114501	50	19" 5/8	31	12" 1/4	554	620
05114601	60	23" 5/8	31	12" 1/4	554	620
05114701	70	27" 1/2	31	12" 1/4	554	620

Scarico ispezionabile | Inspectable drain | Écoulement inspectable | Ablaufgarnitur für Inspektion | Desagüe libre inspeccionable incluido

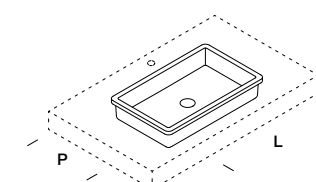
Rettangolare morbido* | Rectangular with round edge | Rectangulaire avec bord rond | Rechteckig mit weichen Kante | Rectangular con borde redondo



05118501	50	19" 5/8	32	12" 5/8	554	620
05118601	60	23" 5/8	32	12" 5/8	554	620
05118701	70	27" 1/2	32	12" 5/8	554	620

Piletta sporgente a scarico libero | Free flow projecting drain included | Bonde à écoulement libre inclus | Ablaufgarnitur vorstehend und nicht staubar inbegriffen | Desagüe libre protuberante incluido

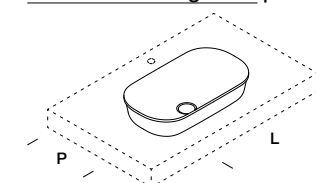
Rettangolare* | Rectangular | Rectangulaire | Rechteckig | Rectangular



05111501	50	19" 5/8	31	12" 1/4	554	620
05111601	60	23" 5/8	31	12" 1/4	554	620
05111701	70	27" 1/2	31	12" 1/4	554	620

Piletta a filo a scarico libero | Free flow flush drain included | Bonde au ras à écoulement libre inclus | Ablaufgarnitur nicht staubar inbegriffen | Desagüe libre incluido

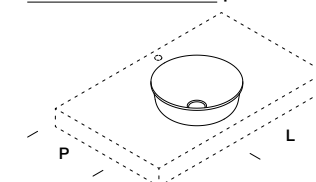
Hamam rettangolare* | Hamam rectangular | Hammmam rectangulaire | Hamam Rechteckig | Hammmam rectangular



0511B601	60	23" 5/8	34	13" 3/8	554	620
----------	----	---------	----	---------	-----	-----

Piletta a filo a scarico libero | Free flow flush drain included | Bonde au ras à écoulement libre inclus | Ablaufgarnitur nicht staubar inbegriffen | Desagüe libre incluido

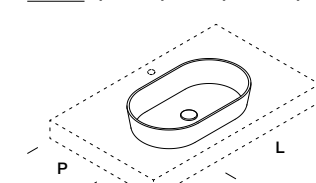
Hamam rotondo* | Hamam round | Hamam rond | Hamam Rund | Hamam redondo



0511A401	42	18" 7/8	42	18" 7/8	554	620
----------	----	---------	----	---------	-----	-----

Piletta a filo a scarico libero | Free flow flush drain included | Bonde au ras à écoulement libre inclus | Ablaufgarnitur nicht staubar inbegriffen | Desagüe libre incluido

Ovale* | Oval | Oval | Ovale | Ovalado



05119601	60	23" 5/8	35	13" 3/4	554	620
----------	----	---------	----	---------	-----	-----

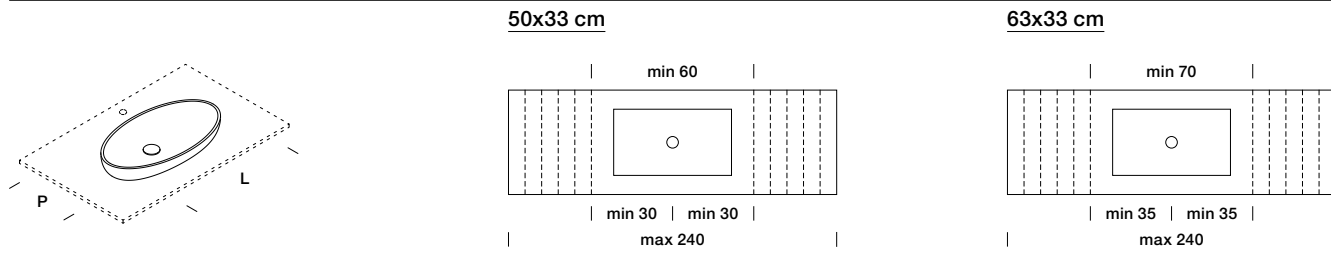
Piletta sporgente a scarico libero | Free flow projecting drain included | Bonde à écoulement libre inclus | Ablaufgarnitur vorstehend und nicht staubar inbegriffen | Desagüe libre protuberante incluido

Lavabo integrato disponibile su top a partire da L 60 cm | Integrated washbasin available on top starting from w. 60 cm | Vasque intégré disponible pour plans à partir de L 60 cm | Integrierte Waschbecken ab Top L 60 cm möglich | Lavabo integrado disponible para encimera desde L60cm

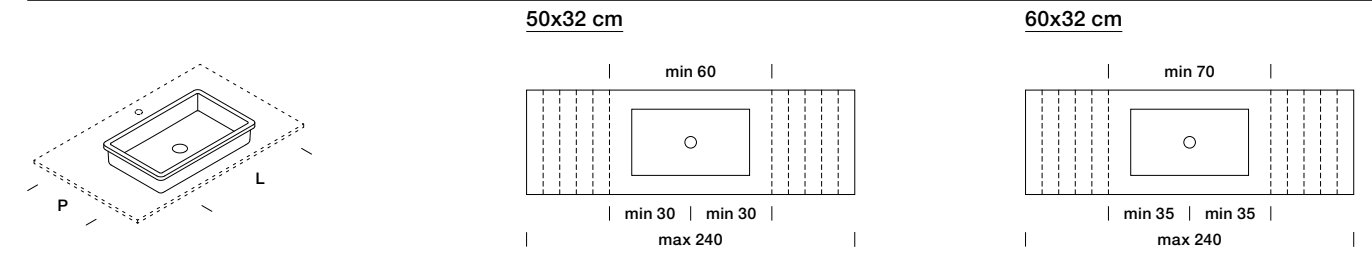
Dettagli tecnici dei lavabi integrati in Korakril

Technical details of Korakril integrated washbasins | Détails techniques des vasques intégrées en Korakril | Technische Details zu integrierten Beckentypologien aus Korakril | Detalles técnicos sobre tipologías de lavabos integrados en Korakril

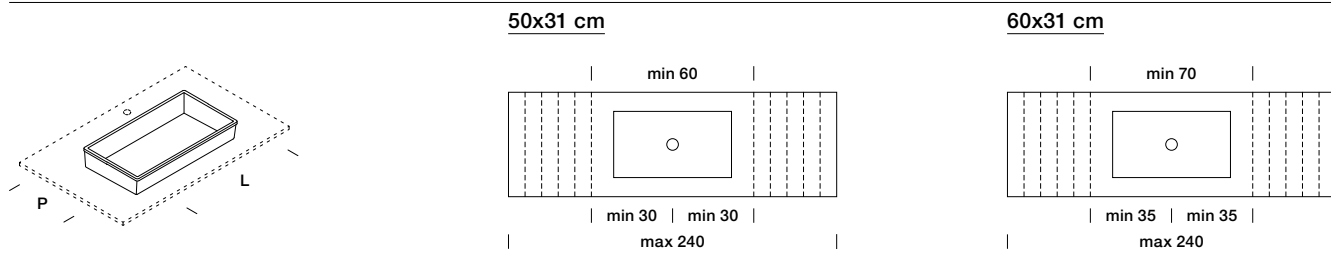
Stampata morbida | Moulded | Moulé | Geformt | Moldeado



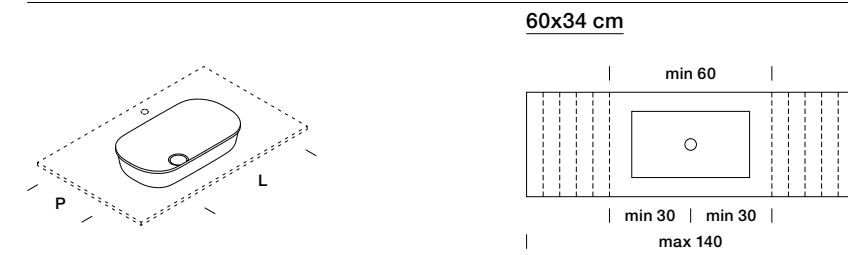
Rettangolare | Rectangular | Rectangulaire | Rechteckig | Rectangular



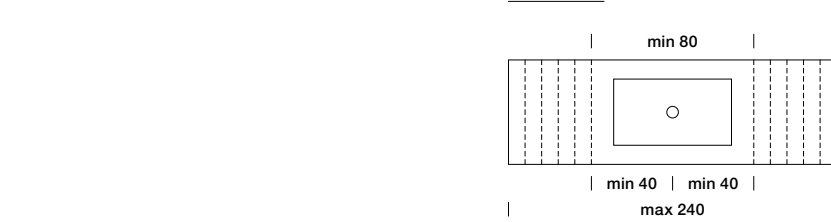
Scivolo | Sloping | En pente | Abfallend mit Rinne | Inclinado



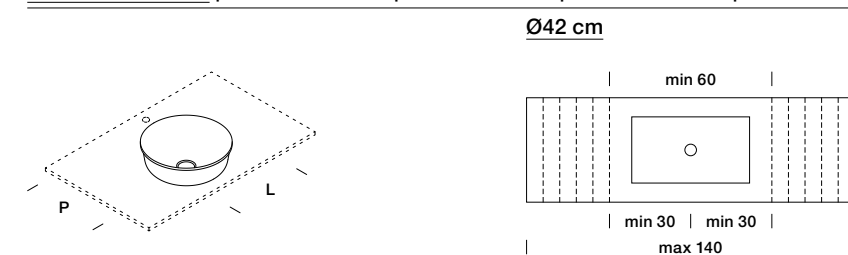
Hamam rettangolare | Hamam rectangular | Hammam rectangulaire | Hamam Rechteckig | Hammam rectangular



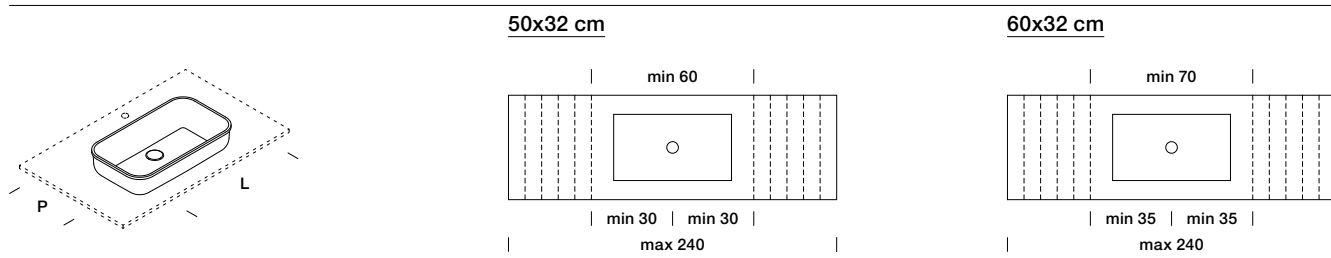
70x31 cm



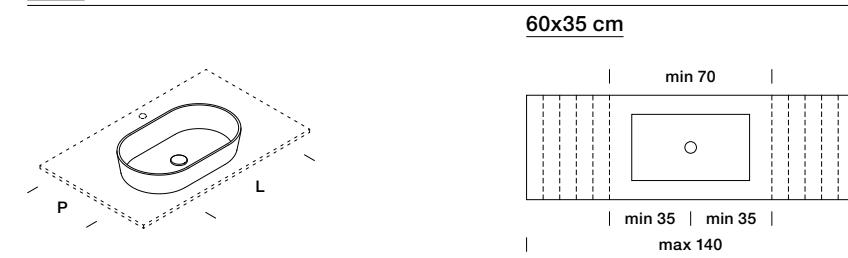
Hamam rotondo | Hamam round | Hammam rond | Hamam Rund | Hamam redondo



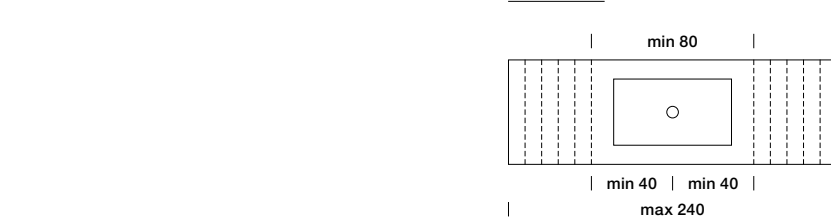
Rettangolare morbido | Rectangular with round edge | Rectangulaire avec bord rond | Rechteckig mit weichen Kante | Rectangular con borde redondo



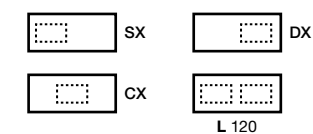
Ovale | Oval | Oval | Ovale | Ovalado



70x32 cm



Posizionamento lavabo | Washbasin positioning | Positionnement vasque | Waschbeckenstellung | Posición lavabo



Top con doppio lavabo integrato disponibili a partire da L 120 cm | Top with double integrated basin available from L 120 cm | Plan avec double vasque intégrée disponible à partir de L 120 cm | Platte mit doppelt integriertem Becken ab L 120 cm erhältlich | Encimera con doble lavabo integrado disponible desde L 120 cm

Rubinetteria | Faucet | Robinetterie | Armaturen | Monomandos



Top in Korakril Stone sp. 1,2 cm P= 52 cm

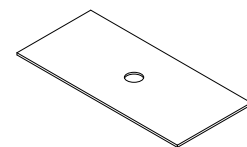
Korakril Stone top thk. 1,2 cm D=52 cm | Plans en Korakril Stone ep. 1,2 cm P=52 cm | Platten Tops aus Korakril Stone D. 1,2 cm T=52 cm | Encimeras en Korakril Stone esp. 1,2 cm P=52 cm

L	P	COD.	KORAKRIL STONE TUTTI I COLORI ALL COLORS			
20	7" 7/8	52	20" 4/8	T0TM21301	243	
30	11" 3/4	52	20" 4/8	T0TM21302	243	
40	15" 3/4	52	20" 4/8	T0TM21303	243	
50	19" 5/8	52	20" 4/8	T0TM21304	243	
60	23" 5/8	52	20" 4/8	T0TM21305	273	
70	27" 9/16	52	20" 4/8	T0TM21306	307	
80	31" 1/2	52	20" 4/8	T0TM21307	351	
90	35" 7/16	52	20" 4/8	T0TM21308	395	
100	39" 3/8	52	20" 4/8	T0TM21309	439	
110	43" 5/16	52	20" 4/8	T0TM21310	483	
<input type="checkbox"/> + <input type="checkbox"/>	120	47" 1/4	52	20" 4/8	T0TM21311	527
<input type="checkbox"/> + <input type="checkbox"/>	130	51" 3/16	52	20" 4/8	T0TM21312	571
<input type="checkbox"/> + <input type="checkbox"/>	140	55" 1/8	52	20" 4/8	T0TM21313	615
<input type="checkbox"/> + <input type="checkbox"/>	150	59" 1/16	52	20" 4/8	T0TM21314	659
<input type="checkbox"/> + <input type="checkbox"/>	160	63"	52	20" 4/8	T0TM21315	702
<input type="checkbox"/> + <input type="checkbox"/>	170	67"	52	20" 4/8	T0TM21316	746
<input type="checkbox"/> + <input type="checkbox"/>	180	70" 7/8	52	20" 4/8	T0TM21317	790
<input type="checkbox"/> + <input type="checkbox"/>	190	74" 7/8	52	20" 4/8	T0TM21318	834
<input type="checkbox"/> + <input type="checkbox"/>	200	78" 3/4	52	20" 4/8	T0TM21319	878
<input type="checkbox"/> + <input type="checkbox"/>	210	82" 11/16	52	20" 4/8	T0TM21320	922
<input type="checkbox"/> + <input type="checkbox"/>	220	86" 5/8	52	20" 4/8	T0TM21321	966
<input type="checkbox"/> + <input type="checkbox"/>	230	90" 9/16	52	20" 4/8	T0TM21322	1010
<input type="checkbox"/> + <input type="checkbox"/>	240	94" 1/2	52	20" 4/8	T0TM21323	1054

Top con doppio lavabo integrato disponibili a partire da L 120 cm | Top with double integrated basin available from L 120 cm | Plan avec double vasque intégrée disponible à partir de L 120 cm | Platte mit doppelt integriertem Becken ab L 120 cm erhältlich | Encimera con doble lavabo integrado disponible desde L 120 cm

Foro per lavabo appoggio | Hole for over counter basin | Perçage pour lavabo à poser | Loch für Aufsatzwaschbecken | Orificio para lavabo de apoyo

COD.	LAVABI REXA REXA WASHBASINS	ALTRI LAVABI OTHER WASHBASINS
91020601	85	132



Lavabi in appoggio P. 70
Over counter basin P. 70
Vasques à poser P. 70
Aufsatzwaschbecken P. 70
Lavabos de apoyo P. 70

Lavabi integrati in Korakril Stone

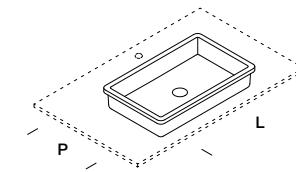
36 46 52

Korakril Stone integrated washbasins | Vasques intégrées en Korakril Stone | Integrierte Waschbecken aus Korakril Stone | Lavabo integrado en Korakril Stone

* Opzione foro rubinetto su top | Tap hole option | Option de perçage robinetterie | Hahnlochoption | Opción de orificio para grifo

COD.	L	P	KORAKRIL STONE TUTTI I COLORI ALL COLORS
------	---	---	--

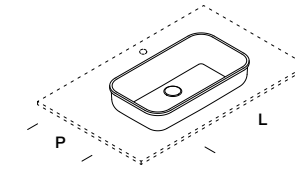
Rettangolare* | Rectangular | Rectangulaire | Rechteckig | Rectangular



05121501	50	19" 5/8	29	11" 27/64	670
05121601	63	24" 3/4	29	11" 27/64	670

Piletta sporgente a scarico libero | Free flow projecting drain included | Bonde à écoulement libre inclus | Ablaufgarnitur vorstehend und nicht staubar inbegriffen | Desagüe libre protuberante incluido

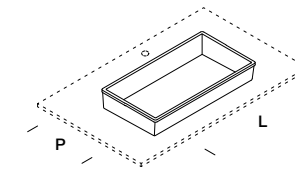
Rettangolare morbido* | Rectangular with round edge | Rectangulaire avec bord rond | Rechteckig mit weichen Kante | Rectangular con borde redondo



05128501	50	19" 5/8	32	12" 5/8	670
05128601	60	23" 5/8	32	12" 5/8	670
05128701	70	27" 1/2	32	12" 5/8	670

Piletta sporgente a scarico libero | Free flow projecting drain included | Bonde à écoulement libre inclus | Ablaufgarnitur vorstehend und nicht staubar inbegriffen | Desagüe libre protuberante incluido

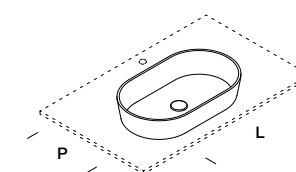
Scivolo* | Sloping | En pente | Abfallend mit Rinne | Inclinado



05124501	50	19" 5/8	31	12" 1/4	670
05124601	60	23" 5/8	31	12" 1/4	670
05124701	70	27" 1/2	31	12" 1/4	670

Scarico ispezionabile | Inspectable drain | Écoulement inspectable | Ablaufgarnitur für Inspektion | Desagüe libre inspeccionable incluido

Ovale* | Oval | Oval | Ovale | Ovalado



05129601	60	23" 5/8	35	13" 3/4	670
----------	----	---------	----	---------	-----

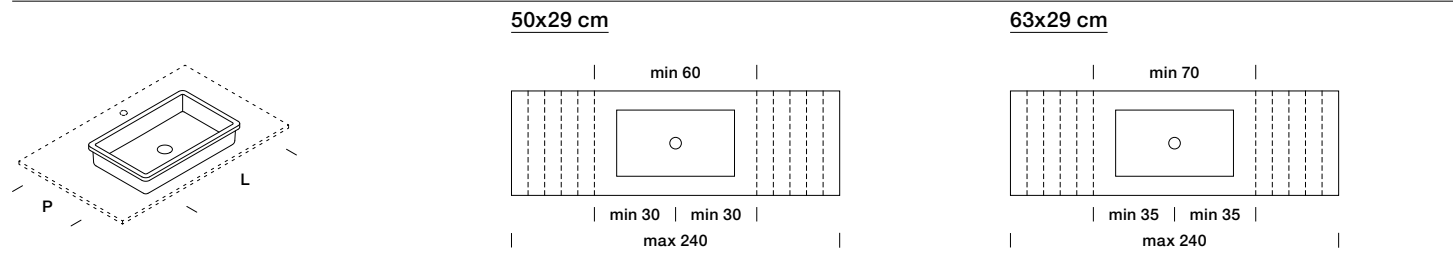
Piletta sporgente a scarico libero | Free flow projecting drain included | Bonde à écoulement libre inclus | Ablaufgarnitur vorstehend und nicht staubar inbegriffen | Desagüe libre protuberante incluido

Lavabo integrato disponibile su top a partire da L 60 cm | Integrated washbasin available on top starting from w. 60 cm | Vasque intégré disponible pour plans à partir de L 60 cm | Integrierte Waschbecken ab Top L 60 cm möglich | Lavabo integrado disponible para encimera desde L60cm

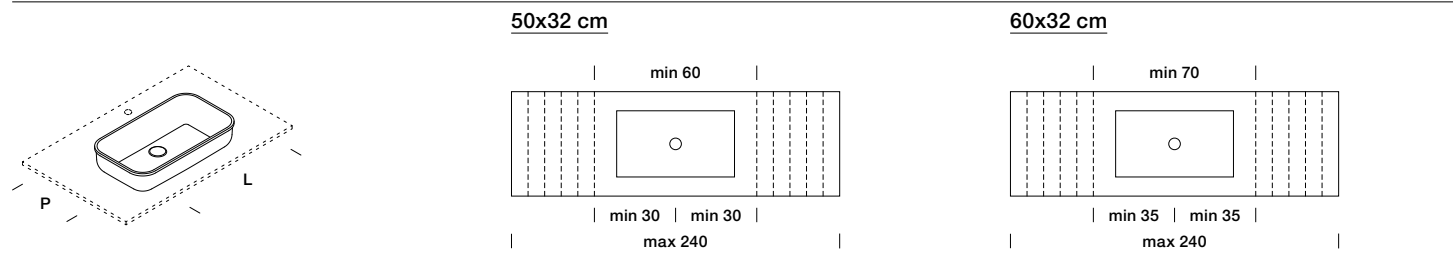
Dettagli tecnici dei lavabi integrati in Korakril Stone

Technical details of Korakril Stone integrated washbasins | Détails techniques des vasques intégrées en Korakril Stone | Technische Details zu integrierten Beckentypologien aus Korakril Stone | Detalles técnicos sobre tipologías de lavabos integrados en Korakril Stone

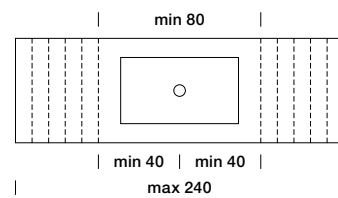
Rettangolare | Rectangular | Rectangulaire | Rechteckig | Rectangular



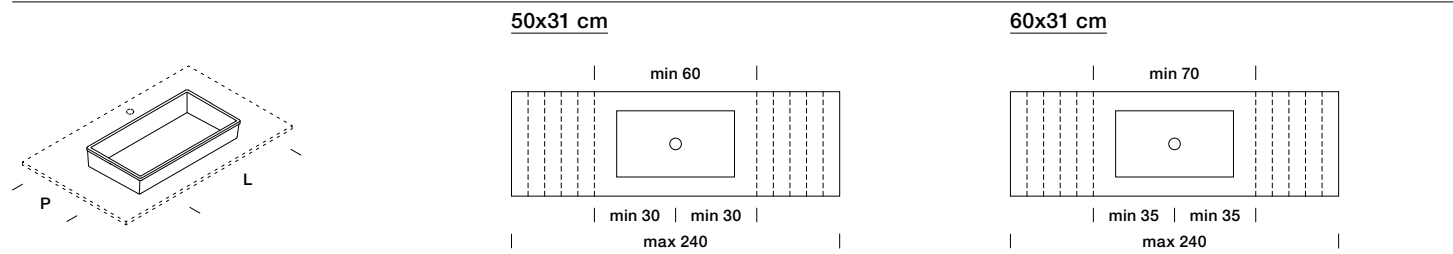
Rettangolare morbido | Rectangular with round edge | Rectangulaire avec bord rond | Rechteckig mit weichen Kante | Rectangular con borde redondo



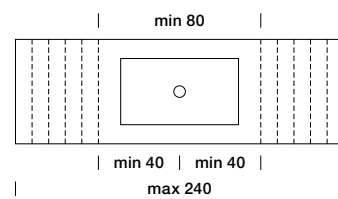
70x32 cm



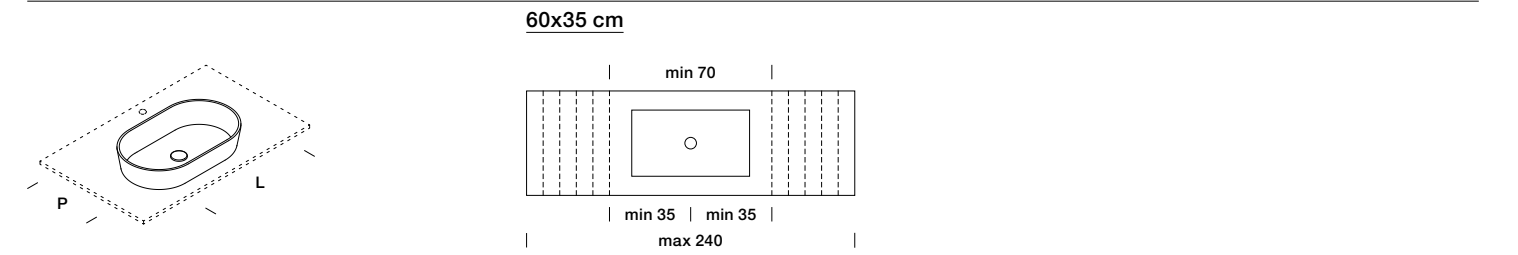
Scivolo | Sloping | En pente | Abfallend mit Rinne | Inclinado



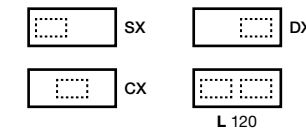
70x31 cm



Ovale | Oval | Oval | Ovale | Ovalado



Posizionamento lavabo | Washbasin positioning | Positionnement vasque | Waschbeckenstellung | Posición lavabo



Top con doppio lavabo integrato disponibili a partire da L 120 cm | Top with double integrated washbasin available from L 120 cm | Plan avec double vasque intégrée disponible à partir de L 120 cm | Platte mit doppelt integriertem Becken ab L 120 cm erhältlich | Encimera con doble lavabo integrado disponible desde L 120 cm

Rubinetteria | Faucet | Robinetterie | Armaturen | Monomandos



Top in Shark sp. 1,2 cm P= 52 cm

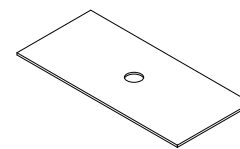
Shark top thk. 1,2 cm D=52 cm | Plans en Shark ep. 1,2 cm P=52 cm | Platten Tops aus Shark D. 1,2 cm T=52 cm | Encimeras en Shark esp. 1,2 cm P=52 cm

L	P	COD.	WHITE MATT / GLOSSY	GRAFITE / FANGO LUCE / GRIGIO LUCE / ZENZERO MATT / GLOSSY			
20	7" 7/8	52	20" 4/8	T0TM31301	171	205	
30	11" 3/4	52	20" 4/8	T0TM31302	171	205	
40	15" 3/4	52	20" 4/8	T0TM31303	171	205	
50	19" 5/8	52	20" 4/8	T0TM31304	171	205	
60	23" 5/8	52	20" 4/8	T0TM31305	191	230	
70	27" 9/16	52	20" 4/8	T0TM31306	216	259	
80	31" 1/2	52	20" 4/8	T0TM31307	246	296	
90	35" 7/16	52	20" 4/8	T0TM31308	277	332	
100	39" 3/8	52	20" 4/8	T0TM31309	308	370	
110	43" 5/16	52	20" 4/8	T0TM31310	339	407	
+ □	120	47" 1/4	52	20" 4/8	T0TM31311	370	443
+ □	130	51" 3/16	52	20" 4/8	T0TM31312	400	481
+ □	140	55" 1/8	52	20" 4/8	T0TM31313	431	517
+ □	150	59" 1/16	52	20" 4/8	T0TM31314	462	554
+ □	160	63"	52	20" 4/8	T0TM31315	493	592
+ □	170	67"	52	20" 4/8	T0TM31316	524	628
+ □	180	70" 7/8	52	20" 4/8	T0TM31317	554	666
+ □	190	74" 7/8	52	20" 4/8	T0TM31318	589	702
+ □	200	78" 3/4	52	20" 4/8	T0TM31319	625	739
+ □	210	82" 11/16	52	20" 4/8	T0TM31320	647	777
+ □	220	86" 5/8	52	20" 4/8	T0TM31321	678	813
+ □	230	90" 9/16	52	20" 4/8	T0TM31322	708	850
+ □	240	94" 1/2	52	20" 4/8	T0TM31323	739	887

Top con doppio lavabo integrato disponibili a partire da L 120 cm | Top with double integrated basin available from L 120 cm | Plan avec double vasque intégrée disponible à partir de L 120 cm | Platte mit doppelt integriertem Becken ab L 120 cm erhältlich | Encimera con doble lavabo integrado disponible desde L 120 cm

Foro per lavabo appoggio | Hole for over counter basin | Perçage pour lavabo à poser | Loch für Aufsatzwaschbecken | Orificio para lavabo de apoyo

COD.	LAVABI REXA REXA WASHBASINS	ALTRI LAVABI OTHER WASHBASINS
91020601	85	132



Lavabi in appoggio P. 70
Over counter basin P. 70
Vasques à poser P. 70
Aufsatzwaschbecken P. 70
Lavabos de apoyo P. 70

Accessori e lavorazioni P. 146 | Accessories and special machining P. 146 | Accessoires et usinage spécial P. 146 | Zubehör und besondere bearbeitungen S. 146 | Accesorios y procesamientos especial P. 146

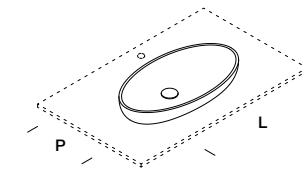
Lavabi integrati in Shark

Shark washbasins | Vasques intégrées en Shark | Integrierte Waschbecken aus Shark | Lavabo integrado en Shark | Lavabo integrado en Shark

* Opzione foro rubinetto su top | Tap hole option | Option de perçage robinetterie | Hahnlochoption | Opción de orificio para grifo

COD.	L	P	WHITE MATT / GLOSSY	GRAFITE / FANGO LUCE / GRIGIO LUCE / ZENZERO MATT / GLOSSY
------	---	---	---------------------	--

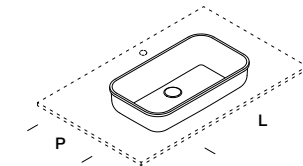
Stampata morbida* | Moulded | Moulé | Geformt | Moldeado



05137501	50	19" 5/8	33	13"	508	541
05137601	63	24" 3/4	33	13"	508	541

Piletta sporgente a scarico libero | Free flow projecting drain included | Bonde à écoulement libre inclus | Ablaufgarnitur vorstehend und nicht staubar inbegriffen | Desagüe libre protuberante incluido

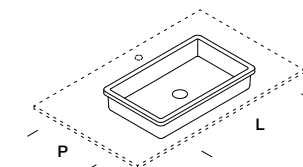
Rettangolare morbido* | Rectangular with round edge | Rectangulaire avec bord rond | Rechteckig mit weichen Kante | Rectangular con borde redondo



05138501	50	19" 5/8	32	12" 5/8	508	541
05138601	60	23" 5/8	32	12" 5/8	508	541
05138701	70	27" 1/2	32	12" 5/8	508	541

Piletta sporgente a scarico libero | Free flow projecting drain included | Bonde à écoulement libre inclus | Ablaufgarnitur vorstehend und nicht staubar inbegriffen | Desagüe libre protuberante incluido

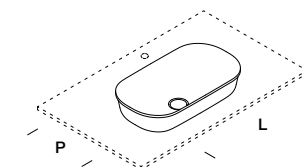
Rettangolare* | Rectangular | Rectangulaire | Rechteckig | Rectangular



05131501	50	19" 5/8	31	12" 1/4	508	541
05131601	60	23" 5/8	31	12" 1/4	508	541
05131701	70	27" 1/2	31	12" 1/4	508	541

Piletta sporgente a scarico libero | Free flow projecting drain included | Bonde à écoulement libre inclus | Ablaufgarnitur vorstehend und nicht staubar inbegriffen | Desagüe libre protuberante incluido

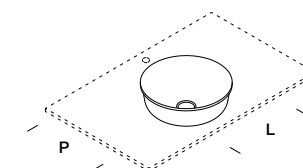
Hammam rettangolare* | Hammam rectangular | Hammam rectangulaire | Hammam Rechteckig | Hammam rectangular



05138601	60	23" 5/8	34	13" 3/8	508	541
----------	----	---------	----	---------	-----	-----

Piletta a filo a scarico libero | Free flow flush drain included | Bonde au ras à écoulement libre inclus | Ablaufgarnitur nicht staubar inbegriffen | Desagüe libre incluido

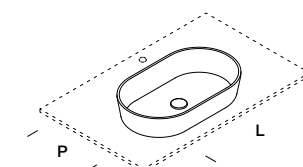
Hammam rotondo* | Hammam round | Hammam rond | Hammam Rund | Hammam redondo



0513A401	42	18" 7/8	42	18" 7/8	508	541
----------	----	---------	----	---------	-----	-----

Piletta a filo a scarico libero | Free flow flush drain included | Bonde au ras à écoulement libre inclus | Ablaufgarnitur nicht staubar inbegriffen | Desagüe libre incluido

Ovale* | Oval | Oval | Ovale | Ovalado



05139601	60	23" 5/8	35	13" 3/4	508	541
----------	----	---------	----	---------	-----	-----

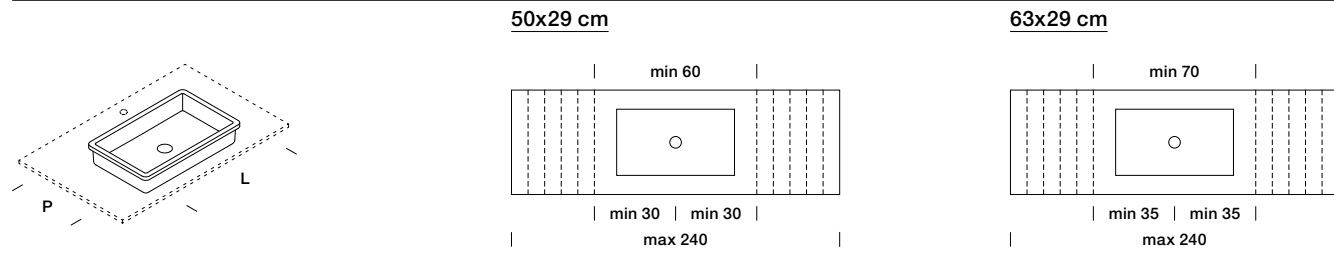
Piletta sporgente a scarico libero | Free flow projecting drain included | Bonde à écoulement libre inclus | Ablaufgarnitur vorstehend und nicht staubar inbegriffen | Desagüe libre protuberante incluido

Lavabo integrato disponibile su top a partire da L 60 cm | Integrated washbasin available on top starting from w. 60 cm | Vasque intégré disponible pour plans à partir de L 60 cm | Integrierte Waschbecken ab Top L 60 cm möglich | Lavabo integrado disponible para encimera desde L60cm

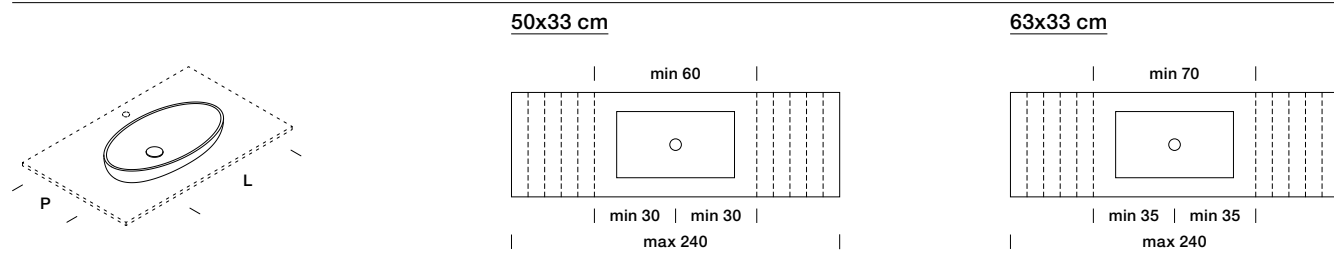
Dettagli tecnici dei lavabi integrati in Shark

Technical details of Shark integrated washbasins | Détails techniques des vasques intégrées en Shark | Technische Details zu integrierten Becken-
typologien aus Shark | Detalles técnicos sobre tipologías de lavabos integrados en Shark

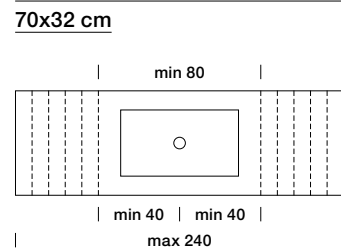
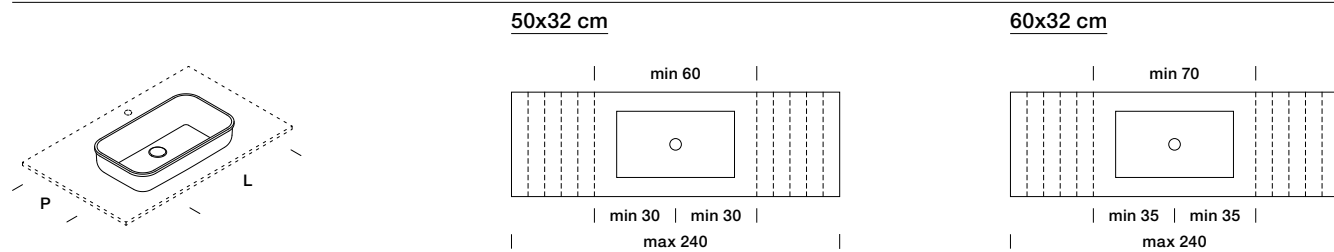
Rettangolare | Rectangular | Rectangulaire | Rechteckig | Rectangular



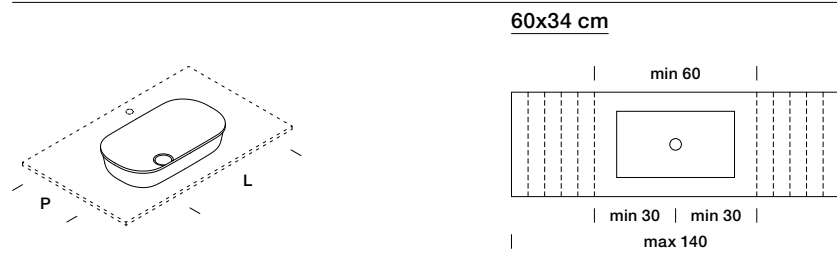
Stampata morbida | Moulded | Moulé | Geformt | Moldeado



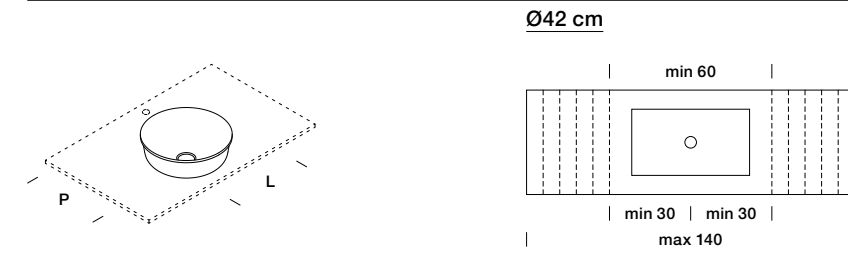
Rettangolare morbido | Rectangular with round edge | Rectangulaire avec bord rond | Rechteckig mit weichen Kante | Rectangular con borde redondo



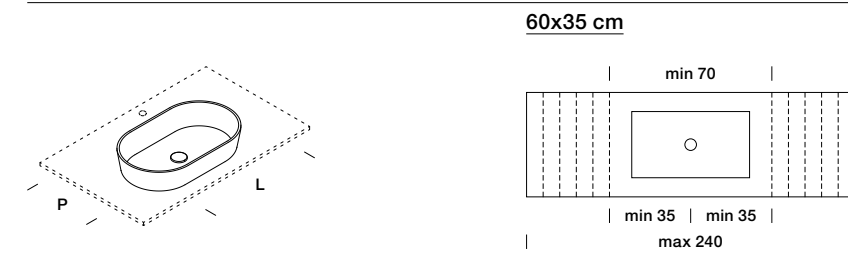
Hammm rettangolare | Hammm rectangular | Hammm rectangulaire | Hammm Rechteckig | Hammm rectangular



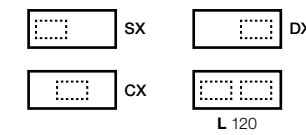
Hammm rotondo | Hammm round | Hammm rond | Hammm Rund | Hammm redondo



Ovale | Oval | Oval | Ovale | Ovalado




Posizionamento lavabo | Washbasin positioning | Positionnement vasque | Waschbeckenstellung | Posición lavabo



Top con doppio lavabo integrato disponibili a partire da L 120 cm | Top with double integrated washbasin available from L 120 cm | Plan avec double vasque intégrée disponible à partir de L 120 cm | Platte mit doppelt integriertem Becken ab L 120 cm erhältlich | Encimera con doble lavabo integrado disponible desde L 120 cm

Rubinerteria | Faucet | Robinetterie | Armaturen | Monomandos



Top in marmo sp. 2 cm P= 52 cm

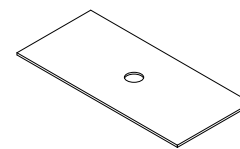
Marble top thk. 2 cm D=52 cm | Plans en marbles ep. 2 cm P=52 cm | Platten Tops aus Marmor D. 2 cm T=52 cm | Encimeras en mármol esp. 2 cm P=52 cm

L	P	COD.	CARRARA MATT / GLOSSY	GRIGIO VENETO GRIGIO CARNICO EMPERADOR MATT / GLOSSY	NERO ASSOLUTO NERO MARQUINIA MATT / GLOSSY			
20	7" 7/8	52	20" 4/8	T0TM41301	101	108	167	
30	11" 3/4	52	20" 4/8	T0TM41302	152	162	251	
40	15" 3/4	52	20" 4/8	T0TM41303	202	217	336	
50	19" 5/8	52	20" 4/8	T0TM41304	253	271	419	
60	23" 5/8	52	20" 4/8	T0TM41305	304	325	503	
70	27" 9/16	52	20" 4/8	T0TM41306	354	378	586	
80	31" 1/2	52	20" 4/8	T0TM41307	405	432	670	
90	35" 7/16	52	20" 4/8	T0TM41308	455	486	754	
100	39" 3/8	52	20" 4/8	T0TM41309	506	540	837	
110	43" 5/16	52	20" 4/8	T0TM41310	557	595	921	
<input type="checkbox"/> + <input type="checkbox"/>	120	47" 1/4	52	20" 4/8	T0TM41311	607	649	1005
<input type="checkbox"/> + <input type="checkbox"/>	130	51" 3/16	52	20" 4/8	T0TM41312	658	703	1089
<input type="checkbox"/> + <input type="checkbox"/>	140	55" 1/8	52	20" 4/8	T0TM41313	708	757	1173
<input type="checkbox"/> + <input type="checkbox"/>	150	59" 1/16	52	20" 4/8	T0TM41314	759	811	1256
<input type="checkbox"/> + <input type="checkbox"/>	160	63"	52	20" 4/8	T0TM41315	810	865	1340
<input type="checkbox"/> + <input type="checkbox"/>	170	67"	52	20" 4/8	T0TM41316	860	919	1423
<input type="checkbox"/> + <input type="checkbox"/>	180	70" 7/8	52	20" 4/8	T0TM41317	911	974	1507
<input type="checkbox"/> + <input type="checkbox"/>	190	74" 7/8	52	20" 4/8	T0TM41318	961	1027	1591
<input type="checkbox"/> + <input type="checkbox"/>	200	78" 3/4	52	20" 4/8	T0TM41319	1012	1081	1675
<input type="checkbox"/> + <input type="checkbox"/>	210	82" 11/16	52	20" 4/8	T0TM41320	1063	1135	1759
<input type="checkbox"/> + <input type="checkbox"/>	220	86" 5/8	52	20" 4/8	T0TM41321	1113	1189	1843
<input type="checkbox"/> + <input type="checkbox"/>	230	90" 9/16	52	20" 4/8	T0TM41322	1164	1243	1926
<input type="checkbox"/> + <input type="checkbox"/>	240	94" 1/2	52	20" 4/8	T0TM41323	1214	1297	2010

Top con doppio lavabo integrato disponibili a partire da L 120 cm | Top with double integrated basin available from L 120 cm | Plan avec double vasque intégrée disponible à partir de L 120 cm | Platte mit doppelt integriertem Becken ab L 120 cm erhältlich | Encimera con doble lavabo integrado disponible desde L 120 cm

Foro per lavabo appoggio | Hole for over counter basin | Perçage pour lavabo à poser | Loch für Aufsatzwaschbecken | Orificio para lavabo de apoyo

COD.	LAVABI REXA REXA WASHBASINS	ALTRI LAVABI OTHER WASHBASINS
91020601	85	132



Lavabi in appoggio P. 70
Over counter basin P. 70
Vasques à poser P. 70
Aufsatzwaschbecken P. 70
Lavabos de apoyo P. 70

Accessori e lavorazioni P. 146 | Accessories and special machining P. 146 | Accessoires et usinage spécial P. 146 | Zubehör und besondere bearbeitungen S. 146 | Accesorios y procesamientos especial P. 146

Lavabi integrati in marmo

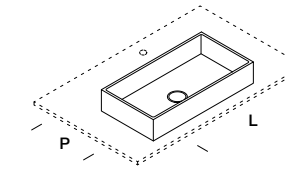
36 46 52

Marble washbasins | Vasques intégrées en marbles | Integrierte Waschbecken aus Marmor | Lavabo integrado en mármol

* Opzione foro rubinetto su top | Tap hole option | Option de perçage robinetterie | Hahnlochoption | Opción de orificio para grifo

COD.	L	P	CARRARA MATT / GLOSSY	GRIGIO VENETO GRIGIO CARNICO EMPERADOR MATT / GLOSSY	NERO ASSOLUTO NERO MARQUINIA MATT / GLOSSY
------	---	---	--------------------------	---	--

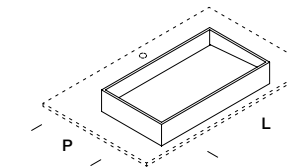
Rettangolare* | Rectangular | Rectangulaire | Rechteckig | Rectangular



05141303	45	17" 3/4	30	11" 3/4	1298	1298	1394
05141604	55	21" 5/8	30	11" 3/4	1298	1298	1394

Piletta sporgente a scarico libero | Free flow flush drain included | Bonde à écoulement libre inclus | Ablaufgarnitur nicht staubar inbegriffen | Desagüe libre incluido

Scivolo* | Sloping | En pente | Abfallend mit Rinne | Inclinado



05144401	45	17" 3/4	30	11" 3/4	1725	1738	1904
05144501	55	21" 5/8	30	11" 3/4	1807	1813	1991

Scarico ispezionabile | Inspectable drain | Écoulement inspectable | Ablaufgarnitur für Inspektion | Desagüe libre inspeccionable incluido

Lavabo integrato disponibile su top a partire da L 60 cm | Integrated washbasin available on top starting from w. 60 cm | Vasque intégré disponible pour plans à partir de L 60 cm | Integrierte Waschbecken ab Top L 60 cm möglich | Lavabo integrado disponible para encimera desde L60cm

Top in marmo sp. 12 cm P= 52 cm

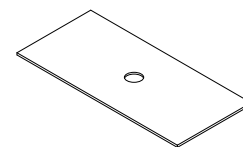
Marble top thk. 12 cm D=52 cm | Plans en marbre ep. 12 cm P=52 cm | Platten Tops aus Marmor D. 12 cm T=52 cm | Encimeras en mármol esp. 12 cm P=52 cm

L	P	COD.	CARRARA MATT / GLOSSY	GRIGIO VENETO GRIGIO CARNICO EMPERADOR MATT / GLOSSY	NERO ASSOLUTO NERO MARQUINIA MATT / GLOSSY			
20	7" 7/8	52	20" 4/8	T0TM44301	229	233	299	
30	11" 3/4	52	20" 4/8	T0TM44302	343	350	449	
40	15" 3/4	52	20" 4/8	T0TM44303	458	465	598	
50	19" 5/8	52	20" 4/8	T0TM44304	572	582	748	
60	23" 5/8	52	20" 4/8	T0TM44305	686	699	898	
70	27" 9/16	52	20" 4/8	T0TM44306	801	815	1047	
80	31" 1/2	52	20" 4/8	T0TM44307	915	932	1197	
90	35" 7/16	52	20" 4/8	T0TM44308	1030	1048	1346	
100	39" 3/8	52	20" 4/8	T0TM44309	1144	1164	1496	
110	43" 5/16	52	20" 4/8	T0TM44310	1257	1280	1646	
+ □	120	47" 1/4	52	20" 4/8	T0TM44311	1372	1397	1795
+ □	130	51" 3/16	52	20" 4/8	T0TM44312	1486	1514	1945
+ □	140	55" 1/8	52	20" 4/8	T0TM44313	1601	1630	2094
+ □	150	59" 1/16	52	20" 4/8	T0TM44314	1715	1747	2244
+ □	160	63"	52	20" 4/8	T0TM44315	1829	1862	2394
+ □	170	67"	52	20" 4/8	T0TM44316	1944	1979	2543
+ □	180	70" 7/8	52	20" 4/8	T0TM44317	2058	2096	2693
+ □	190	74" 7/8	52	20" 4/8	T0TM44318	2173	2212	2842
+ □	200	78" 3/4	52	20" 4/8	T0TM44319	2287	2329	2992
+ □	210	82" 11/16	52	20" 4/8	T0TM44320	2401	2445	3141
+ □	220	86" 5/8	52	20" 4/8	T0TM44321	2516	2561	3290
+ □	230	90" 9/16	52	20" 4/8	T0TM44322	2630	2677	3440
+ □	240	94" 1/2	52	20" 4/8	T0TM44323	2745	2794	3589

Top con doppio lavabo integrato disponibili a partire da L 120 cm | Top with double integrated basin available from L 120 cm | Plan avec double vasque intégrée disponible à partir de L 120 cm | Platte mit doppelt integriertem Becken ab L 120 cm erhältlich | Encimera con doble lavabo integrado disponible desde L 120 cm

Foro per lavabo appoggio | Hole for over counter basin | Perçage pour lavabo à poser | Loch für Aufsatzwaschbecken | Orificio para lavabo de apoyo

COD.	LAVABI REXA REXA WASHBASINS	ALTRI LAVABI OTHER WASHBASINS
91020601	85	132



Lavabi in appoggio P. 70
Over counter basin P. 70
Vasques à poser P. 70
Aufsatzwaschbecken P. 70
Lavabos de apoyo P. 70

Accessori e lavorazioni P. 146 | Accessories and special machining P. 146 | Accessoires et usinage spécial P. 146 | Zubehör und besondere bearbeitungen S. 146 | Accesorios y procesamientos especial P. 146

Lavabi integrati in marmo

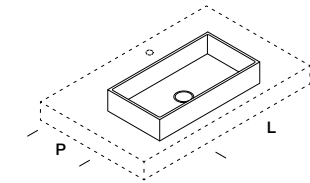
36 46 52

Marble washbasins | Vasques intégrées en marbles | Integrierte Waschbecken aus Marmor | Lavabo integrado en mármol

* Opzione foro rubinetto su top | Tap hole option | Option de perçage robinetterie | Hahnlochoption | Opción de orificio para grifo

COD.	L	P	CARRARA MATT / GLOSSY	GRIGIO VENETO GRIGIO CARNICO EMPERADOR MATT / GLOSSY	NERO ASSOLUTO NERO MARQUINIA MATT / GLOSSY
------	---	---	--------------------------	---	--

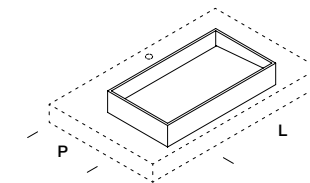
Rettangolare* | Rectangular | Rectangulaire | Rechteckig | Rectangular



05141303	45	17" 3/4	30	11" 3/4	1298	1298	1394
05141604	55	21" 5/8	30	11" 3/4	1298	1298	1394

Piletta sporgente a scarico libero | Free flow flush drain included | Bonde à écoulement libre inclus | Ablaufgarnitur nicht staubar inbegriffen | Desagüe libre incluido

Scivolo* | Sloping | En pente | Abfallend mit Rinne | Inclinado



05144401	45	17" 3/4	30	11" 3/4	1725	1738	1904
05144501	55	21" 5/8	30	11" 3/4	1807	1813	1991

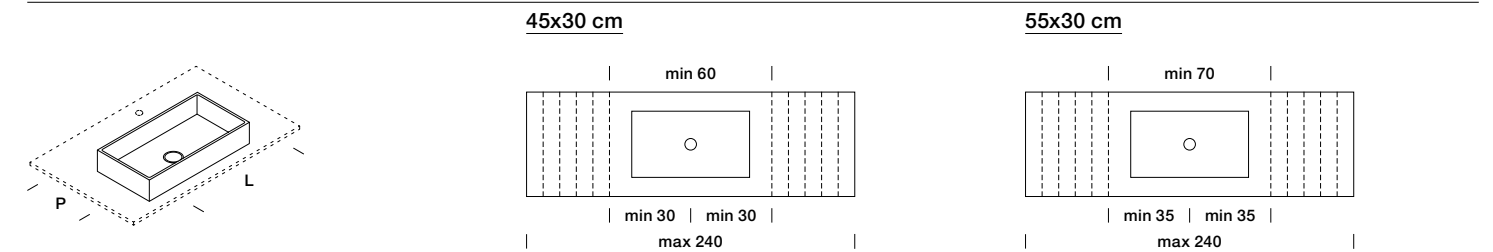
Scarico ispezionabile | Inspectable drain | Écoulement inspectable | Ablaufgarnitur für Inspektion | Desagüe libre inspeccionable incluido

Lavabo integrato disponibile su top a partire da L 60 cm | Integrated washbasin available on top starting from w. 60 cm | Vasque intégré disponible pour plans à partir de L 60 cm | Integrierte Waschbecken ab Top L 60 cm möglich | Lavabo integrado disponible para encimera desde L60cm

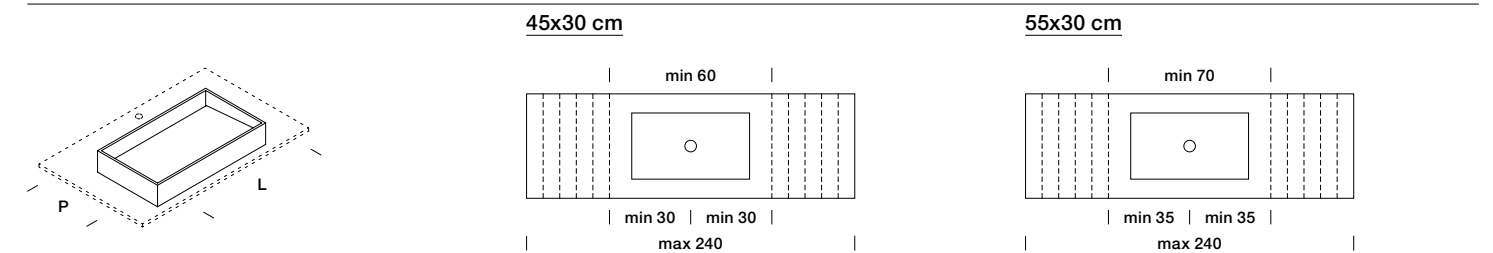
Dettagli tecnici dei lavabi integrati in marmo

Technical details of marble integrated washbasins | Détails techniques des vasques intégrées en marbre | Technische Details zu integrierten Becken-typologien aus Marmor | Detalles técnicos sobre tipologías de lavabos integrados en mármol

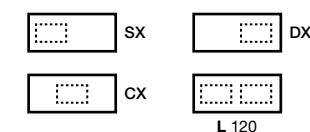
Rettangolare | Rectangular | Rectangulaire | Rechteckig | Rectangular



Scivolo | Sloping | En pente | Abfallend mit Rinne | Inclinado



Posizionamento lavabo | Washbasin positioning | Positionnement vasque | Waschbeckenstellung | Posición lavabo



Top con doppio lavabo integrato disponibili a partire da L 120 cm | Top with double integrated washbasin available from L 120 cm | Plan avec double vasque intégrée disponible à partir de L 120 cm | Platte mit doppelt integriertem Becken ab L 120 cm erhältlich | Encimera con doble lavabo integrado disponible desde L 120 cm

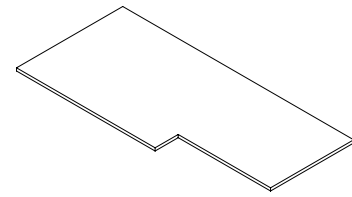
Rubinetteria | Faucet | Robinetterie | Armaturen | Monomandos



Lavorazioni Top

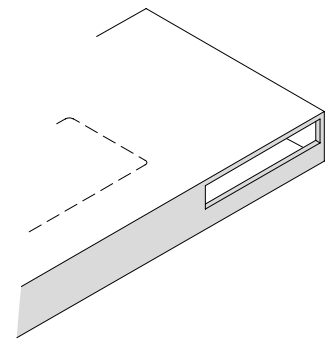
Top special machining | Usinage spécial pour top | Platten besondere bearbeitungen | Procesamientos especial para encimeras

Maggiorazione per cambio profondità | Surcharge for depth changing | Supplément changement profondeur | Zuschlag für Tiefenänderung | Recargo por cambio de profundidad



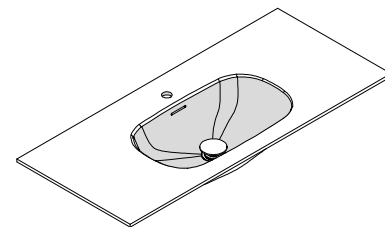
	COD.	CORIAN®	KORAKRIL	KORAKRIL STONE	SHARK	HPL POLARIS	MARMO MARBLE
SP. 1-1,2-2	MG0001	85	85	85	85	85	200
SP. 12	MG0002	200	200	200	200	200	251

Maggiorazione asola portaserviette | Surcharge for integrated towel rail | Supplément pour porte-serviette intégrée | Zuschlag für integrierte Handtuchhalter | Recargo por porta-toallas integrados



COD.	CORIAN®	KORAKRIL	KORAKRIL STONE
MG0201	177	177	177

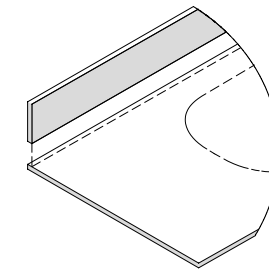
Kit troppopieno e piletta click clack | Overflow kit + "click-clack" basin drain | Kit trop-plein + Bonde "click-clack" | Abflauf Kit + Ablaufventil "clickclack" | Kit de desagüe + válvula "click-clack"



COD.	EURO
KT0001	140

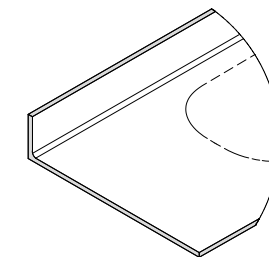
Richiedere fattibilità
Feasibility study required
Erforderliche Machbarkeitsstudie
Étude de faisabilité requise
Estudio de viabilidad solicitado

Alzatina H. 50÷120 cm | Backplash H. 50÷120 cm | Réhausse H. 50÷120 cm | Abschlussleiste H. 50÷120 cm | Copete encimera H. 50÷120 cm



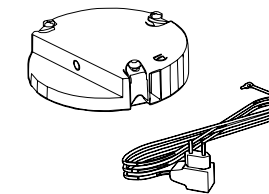
COD.	L	CORIAN®	KORAKRIL	KORAKRIL STONE	SHARK	MARMO MARBLE
90210003	60÷110	106	86	86	112	88
90210004	120÷170	242	182	182	248	132
90210005	170÷240	297	242	242	297	209

Alzatina raccordata H. 50÷120 cm | Backsplash H. 50 ÷ 120 | Réhausse H. 50 ÷ 120 | Abschlussleiste H. 50 ÷ 120 | Copete encimera h. 50 ÷ 120



COD.	L	CORIAN®
90210013	60÷110	241
90210014	120÷170	341
90210015	170÷240	407

Kit di ricarica wireless per top | Wireless charging kit | Kit de charge sans fil | Kabelloser Ladekit | Kit de carga inalámbrica



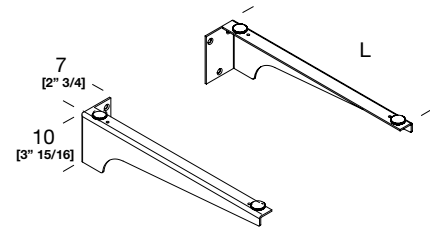
COD.	CORIAN®
90133706	431

Alimentazione input 100-240 50/60Hz 0,35 A output 19V 630mA. Ricevitore Qi micro USB. Ricevitore Qi lighting Apple cod. F0981006 | Power input 100-240 50 / 60Hz 0,35 A, output 19V 630mA. Micro USB Qi receiver. Lighting Apple Qi receiver cod. F0981006 | Puissance absorbée 100-240 50 / 60Hz 0,35 A, sortie 19V 630mA. Micro USB Qi récepteur. Éclairage Apple Qi receiver cod. F0981006 | Leistungsaufnahme 100-240 50 / 60Hz 0,35 A, Ausgang 19V 630mA. Micro USB Qi Empfänger. Beleuchtung Apple Qi Empfänger cod. F0981006 | Entrada de potencia 100-240 50 / 60Hz 0,35 A, salida 19V 630mA. Micro USB Qi receptor. Iluminación Apple Qi receptor cod. F0981006

Accessori Top

Top accessories | Accessoires pour plans | Top Zubehör | Accesorios para encimeras

Staffa per top sospesi H. 10 cm | Bracket for wall hung top h 10 cm | Équerre plan suspendu h 10 cm | Wandbefestigung für hängendes Top h 10 cm | Soporte para encimera suspendida h 10 cm



Finitura Bianco
White finish
Finition blanche
Weiße Ausführung
Acabado blanco

L		COD.	EURO
38	DX	91A301D	65
38	SX	91A301S	65
45	DX	91A302D	65
45	SX	91A302S	65

SPECCHIERE

Mirrors | Spiegel | Miroirs | Espejos

- 150 **Specchiere^{NEW}**
Mirrors^{NEW} | Miroirs^{NEW} | Spiegel^{NEW} | Espejos^{NEW}
- 154 **Specchiere**
Mirrors | Miroirs | Spiegel | Espejos
- 164 **Specchiere contenitive**
Mirror cabinets | Mueble miroirs | Spiegelschränke |
Espejos contenedores (Camerinos)

Specchiere^{NEW}

Mirrors^{NEW} | Miroirs^{NEW} | Spiegel^{NEW} | Espejos^{NEW}

Pois orizzontale dx o sx con cornice in Corian®

Pois horizontal right or left mirror with Corian® shelf | Miroir horizontal Pois D. ou G. avec étagère en Corian® | Horizontaler Spiegel Pois Li. oder Re. mit Rahmen aus Corian® | Espejo horizontal Pois D. o l. con estante en Corian®



	COD.	L	P	GLACIER WHITE	BONE SILVER GRAY	NEUTRAL CONCRETE CARBON CONCRETE CLAY DEEP CLOUD	GREYLITE DUNE PRIMA ASH AGGREGATE CARBON AGGREGATE PEBBLE TERRAZZO	DEEP NOCTURNE		
DX	8APMA0D01	59	23" 7/32	10	3" 7/8	1098	1172	1293	1293	1340
SX	8APMA0S01	59	23" 7/32	10	3" 7/8	1098	1172	1293	1293	1340

Pois orizzontale dx o sx con cornice in Lamiera

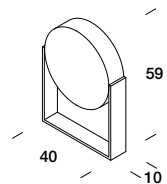
Pois horizontal right or left mirror with metal shelf | Miroir horizontal Pois D. ou G. avec étagère en métal | Horizontaler Spiegel Pois Li. oder Re. mit Rahmen aus Metall | Espejo horizontal Pois D. o l. con estante en metal



	COD.	L	P	BIANCO O NERO WHITE OR BLACK	LAMIERA MATERICA METAL ROUGH EFFECT		
DX	8APMA0D02	59	23" 7/32	10	3" 7/8	1026	1085
SX	8APMA0S02	59	23" 7/32	10	3" 7/8	1026	1085

Pois verticale con cornice in Corian®

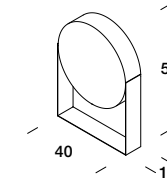
Pois vertical mirror with Corian® shelf | Miroir vertical Pois avec étagère en Corian® | Senkrecht Spiegel Pois mit Rahmen aus Corian® | Espejo vertical Pois con estante en Corian®



	COD.	L	P	GLACIER WHITE	BONE SILVER GRAY	NEUTRAL CONCRETE CARBON CONCRETE CLAY DEEP CLOUD	GREYLITE DUNE PRIMA ASH AGGREGATE CARBON AGGREGATE PEBBLE TERRAZZO	DEEP NOCTURNE		
	8APAL0001	40	15" 5/8	10	3" 7/8	1098	1172	1293	1293	1340

Pois verticale con cornice in Lamiera

Pois vertical mirror with metal shelf | Miroir vertical Pois avec étagère en métal | Senkrecht Spiegel Pois mit Rahmen aus Metall | Espejo vertical Pois con estante en metal



	COD.	L	P	BIANCO O NERO WHITE OR BLACK	LAMIERA MATERICA METAL ROUGH EFFECT		
	8APAL0002	40	15" 5/8	10	3" 7/8	1026	1085

Pois orizzontale dx o sx con cornice in Corian®

Pois horizontal right or left mirror with Corian® shelf | Miroir horizontal Pois D. ou G. avec étagère en Corian® | Horizontaler Spiegel Pois Li. oder Re. mit Rahmen aus Corian® | Espejo horizontal Pois D. o l. con estante en Corian®



	COD.	L	P	GLACIER WHITE	BONE SILVER GRAY	NEUTRAL CONCRETE CARBON CONCRETE CLAY DEEP CLOUD	GREYLITE DUNE PRIMA ASH AGGREGATE CARBON AGGREGATE PEBBLE TERRAZZO	DEEP NOCTURNE		
DX	8APAA0D01	30	11" 3/4	10	3" 7/8	737	762	796	796	879
SX	8APAA0S01	30	11" 3/4	10	3" 7/8	737	762	796	796	879

Pois orizzontale dx o sx con cornice in Lamiera

Pois horizontal mirror with metal shelf | Miroir horizontal Pois D. ou G. avec étagère en métal | Horizontaler Spiegel Pois Li. oder Re. mit Rahmen aus Metall | Espejo horizontal Pois D. o l. con estante en metal



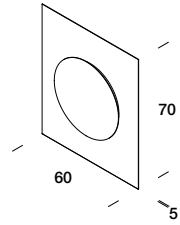
	COD.	L	P	BIANCO O NERO WHITE OR BLACK	LAMIERA MATERICA METAL ROUGH EFFECT		
DX	8APAA0D02	30	11" 3/4	10	3" 7/8	705	750
SX	8APAA0S02	30	11" 3/4	10	3" 7/8	705	750

Specchiere^{NEW}

Mirrors^{NEW} | Miroirs^{NEW} | Spiegel^{NEW} | Espejos^{NEW}

Inside.2

Specchiera verticale con illuminazione centrale | Vertical mirror with central LED lighting | Miroir vertical avec éclairage LED central | Senkrecht Spiegel mit zentral LED Beleuchtung | Espejo vertical con iluminación central

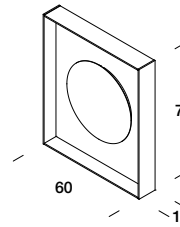


Tensione | Voltage
15 W
Temperatura | Temperature
3000 K
IP
44

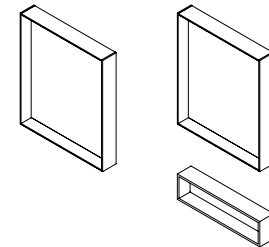
L	H	P	COD.	EURO			
60	23" 5/8	70	27" 9/16	5	2"	8AIMN0001	1433

Inside

Specchiera verticale con illuminazione LED centrale e cornice con vetro a specchio bifacciale | Vertical mirror with central LED lighting and frame with double-sided mirror glass | Miroir vertical avec éclairage LED central et cadre avec verre miroir double face | Senkrecht Spiegel mit zentral LED Beleuchtung und Rahmen mit Spiegel auf beiden Seiten | Espejo vertical con iluminación central y marco con vidrio espejo de doble cara



Tensione | Voltage
15 W
Temperatura | Temperature
3000 K
IP
44

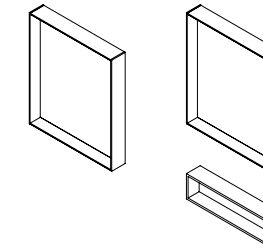
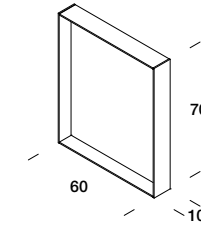


Mensola in lamiera o Corian® abbinabile P 214 | Metal or Corian® shelf suitable on P 214 | Étagère en métal ou en Corian® adaptable à P 214 | Metall oder Corian® Regal passend auf S 214 | Estante de metal o Corian® adecuado en P 214

L	H	P	COD.	EURO			
60	23" 5/8	70	27" 9/16	10	3" 7/8	8AIMN0002	2195

Carrè

Specchiera verticale con cornice a vetro bifacciale | Vertical mirror with double-sided glass frame | Miroir vertical avec cadre en verre double face | Senkrecht Spiegel mit Spiegelrahmen auf beiden Seiten | Espejo vertical con marco con vidrio espejo de doble cara



Mensola in lamiera o Corian® abbinabile P 214 | Metal or Corian® shelf suitable on P 214 | Étagère en métal ou en Corian® adaptable à P 214 | Metall oder Corian® Regal passend auf S 214 | Estante de metal o Corian® adecuado en P 214

L	H	P	COD.	SPECCHIERA MIRROR			
60	23" 5/8	70	27" 9/16	10	3" 7/8	8ACMN0001	1159

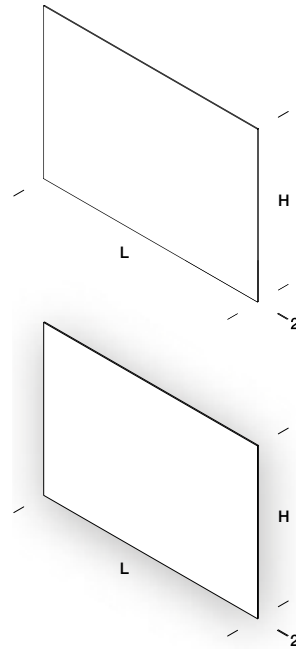
Specchiere

Mirrors | Miroirs | Spiegel | Espejos

Filucido orizzontale

Horizontal Filucido | Filucido horizontal | Horizontaler Filucido | Horizontal Filucido

* led



L		H		COD.	SPECCHIERA MIRROR	SPECCHIERA CON ILLUMINAZIONE* MIRROR WITH LIGHTING*
60	23" 5/8	48	18" 7/8	8ALPB0001	199	497
70	27" 5/8	48	18" 7/8	8ALCB0002	212	515
80	31" 1/2	48	18" 7/8	8ALLB0001	229	538
90	35" 7/16	48	18" 7/8	8ALDB0002	244	561
100	39" 3/8	48	18" 7/8	8ALNB0001	255	584
120	47" 1/4	48	18" 7/8	8ALFB0002	275	626
60	23" 5/8	70	27" 5/8	8ALPC0001	238	550
70	27" 5/8	70	27" 5/8	8ALCC0002	259	576
80	31" 1/2	70	27" 5/8	8ALLC0001	282	617
90	35" 7/16	70	27" 5/8	8ALDC0002	305	656
100	39" 3/8	70	27" 5/8	8ALNC0001	325	682
120	47" 1/4	70	27" 5/8	8ALFC0002	351	717

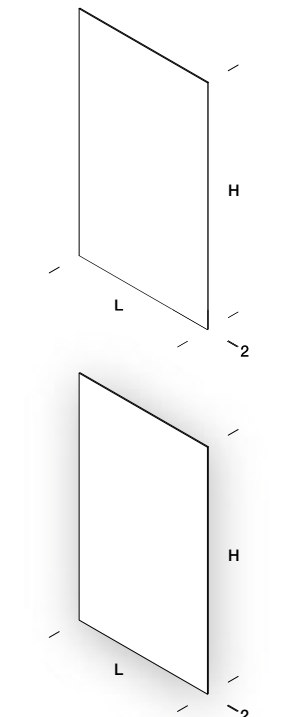
Temperatura | Temperature
4000 K

☀ Illuminazione per specchiera P. 173 | Mirror lighting P. 173 | Éclairage miroir P. 173 | Beleuchtung für Spiegel auf S. 173 | Iluminación para espejo P. 173

Filucido verticale

Vertical Filucido | Filucido vertical | Vertikaler Filucido | Vertical Filucido

* led



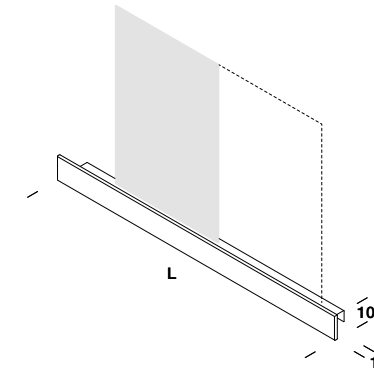
L		H		COD.	SPECCHIERA MIRROR	SPECCHIERA CON ILLUMINAZIONE* MIRROR WITH LIGHTING*
48	18" 7/8	60	23" 5/8	8ALBM0001	199	497
48	18" 7/8	70	27" 5/8	8ALBC0002	212	515
48	18" 7/8	80	31" 1/2	8ALBL0001	229	538
48	18" 7/8	90	35" 7/16	8ALBD0002	244	561
48	18" 7/8	100	39" 3/8	8ALBN0001	255	584
48	18" 7/8	120	47" 1/4	8ALBF0002	275	626

Temperatura | Temperature
4000 K

☀ Illuminazione per specchiera P. 173 | Mirror lighting P. 173 | Éclairage miroir P. 173 | Beleuchtung für Spiegel auf S. 173 | Iluminación para espejo P. 173

Mensola per specchiera

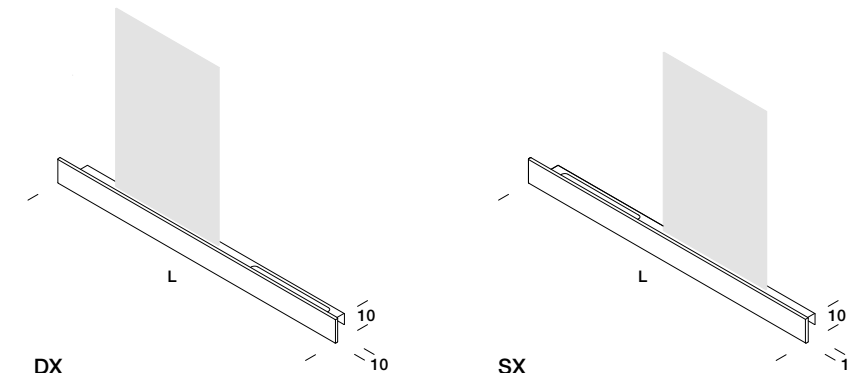
Shelf for mirror | Étagère pour miroir | Ablage für Spiegel | Estante para espejo



COD.	L	LACCATO OPACO MATT LACQUERED	ARGILLA CLAY	CORIAN®				MARMO MARBLE			
				GLACIER WHITE	CORIAN COLORATO COLOURED CORIAN	DEEP NOCTURNE	KORAKRIL STONE	CARRARA GLOSSY / MATT	GRIGIO VENETO GRIGIO CARNICO EMPERADOR GLOSSY / MATT	NERO ASSOLUTO NERO MARQUINIA GLOSSY / MATT	
90S18001	130	51" 1/8	429	908	465	549	602	488	800	800	800
90S18002	154	60" 5/8	475	504	525	616	659	548	861	861	861

Mensola con portasalviette

Shelf with towel rail | Étagère avec porte-serviette | Ablage mit Handtuchhalter | Estante con toallero



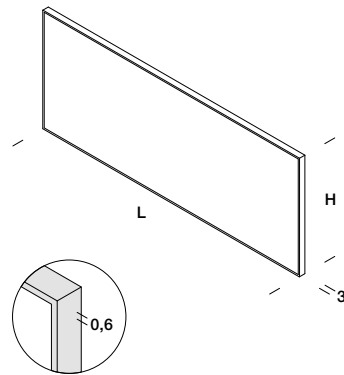
COD.	L	LACCATO OPACO MATT LACQUERED	ARGILLA CLAY	CORIAN®				MARMO MARBLE			
				GLACIER WHITE	CORIAN COLORATO COLOURED CORIAN	DEEP NOCTURNE	KORAKRIL STONE	CARRARA GLOSSY / MATT	GRIGIO VENETO GRIGIO CARNICO EMPERADOR GLOSSY / MATT	NERO ASSOLUTO NERO MARQUINIA GLOSSY / MATT	
dx 90S18D01	130	51" 1/8	-	454	465	549	602	489	800	800	800
sx 90S18S01	130	51" 1/8	-	454	465	549	602	489	800	800	800
dx 90S18D02	154	60" 5/8	-	505	525	616	659	549	862	862	862
sx 90S18S02	154	60" 5/8	-	505	525	616	659	549	862	862	862

Specchiere

Mirrors | Miroirs | Spiegel | Espejos

Rettangolo orizzontale con cornice in Corian®

Rettangolo with Corian® frame | Rettangolo avec cadre en Corian® | Rettangolo mit Corian® Rahmen | Rettangolo con marco en Corian®

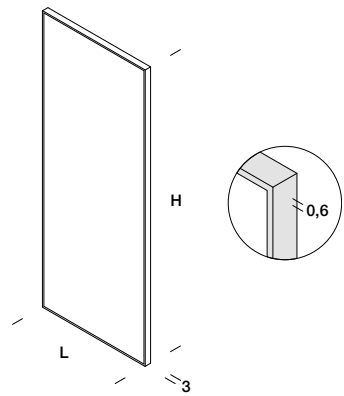


L	H	COD.	GLACIER WHITE	BONE SILVER GREY	NEUTRAL CONCRETE CARBON CONCRETE CLAY DEEP CLOUD	GREYLITE DUNE PRIMA ASH AGGREGATE CARBON AGGREGATE PEBBLE TERRAZZO	DEEP NOCTURNE
60	48	8ATMB0001	553	674	752	769	824
70	48	8ATNB0001	553	674	752	769	824
80	48	8ATLB0001	591	706	794	814	861
90	48	8ATDB0002	629	722	815	836	880
100	48	8ATDB0003	638	737	836	858	900
120	48	8ATFB0001	684	769	878	904	937
60	70	8ATMN0001	628	759	856	876	923
70	70	8ATNN0001	682	782	877	899	942
80	70	8ATLN0001	710	798	898	921	961
90	70	8ATDN0001	739	873	977	1002	1040
100	70	8ATDN0002	750	889	998	1025	1058
120	70	8ATFN0001	805	921	1040	1069	1096

☀ Illuminazione per specchiera P. 173 | Mirror lighting P. 173 | Éclairage miroir P. 173 | Beleuchtung für Spiegel auf S. 173 | Iluminación para espejo P. 173

Rettangolo verticale con cornice in Corian®

Rettangolo with Corian® frame | Rettangolo avec cadre en Corian® | Rettangolo mit Corian® Rahmen | Rettangolo con marco en Corian®

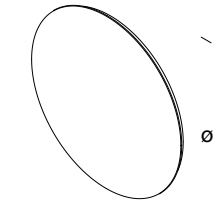


L	H	COD.	GLACIER WHITE	BONE SILVER GREY	NEUTRAL CONCRETE CARBON CONCRETE CLAY DEEP CLOUD	GREYLITE DUNE PRIMA ASH AGGREGATE CARBON AGGREGATE PEBBLE TERRAZZO	DEEP NOCTURNE
48	60	8ATBL0001	553	674	752	769	824
48	70	8ATBN0001	553	674	752	769	824
48	80	8ATBI0001	591	706	794	814	861
48	90	8ATBD0002	629	722	815	836	880
48	100	8ATBD0003	638	737	836	858	900
48	120	8ATBF0001	684	769	878	904	937

☀ Illuminazione per specchiera P. 173 | Mirror lighting P. 173 | Éclairage miroir P. 173 | Beleuchtung für Spiegel auf S. 173 | Iluminación para espejo P. 173

Filolucido rotonda

Filolucido round | Filolucido rond | Runder Filolucido | Filolucido redondo




COD.	Ø	SPECCHIERA MIRROR	* led	
			SPECCHIERA CON ILLUMINAZIONE MIRROR WITH LIGHTING	
8ARAA0001	40	15" 3/4	209	429
8ARCC0001	70	27" 5/8	292	567

Temperatura | Temperature
4000 K

Filolucido rotonda

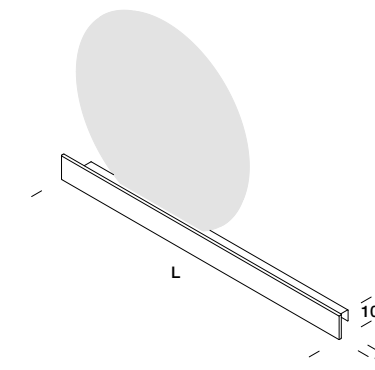
Filolucido round | Filolucido rond | Runder Filolucido | Filolucido redondo



COD.	Ø	EURO	
8ARLI0001	80	31" 1/2	356

Mensola per specchiera

Shelf for mirror | Étagère pour miroir | Ablage für Spiegel | Estante para espejo



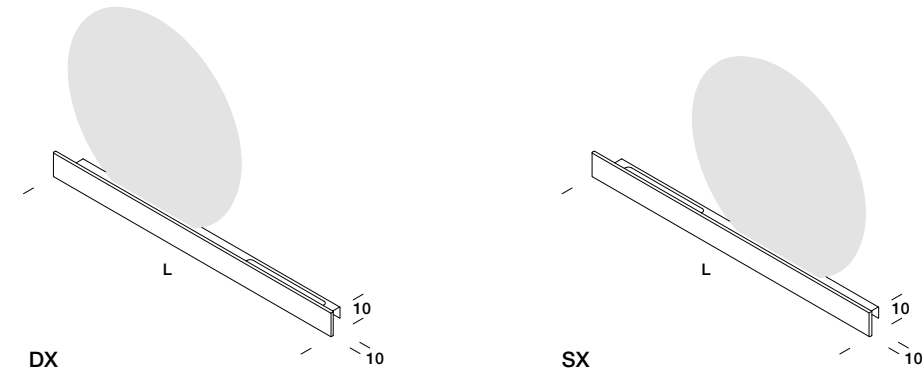
COD.	L	CORIAN®						MARMO MARBLE			
		LACCATO OPACO MATT LACQUERED	ARGILLA CLAY	GLACIER WHITE	CORIAN COLORATO COLOURED CORIAN	DEEP NOCTURNE	KORAKRIL STONE	CARRARA GLOSSY / MATT	GRIGIO VENETO GRIGIO CARNICO EMPERADOR GLOSSY / MATT	NERO ASSOLUTO NERO MARQUINIA GLOSSY / MATT	
90S18001	130	51" 1/8	429	908	465	549	602	488	800	800	800
90S18002	154	60" 5/8	475	504	525	616	659	548	861	861	861

Specchiere

Mirrors | Miroirs | Spiegel | Espejos

Mensola con portasalviette

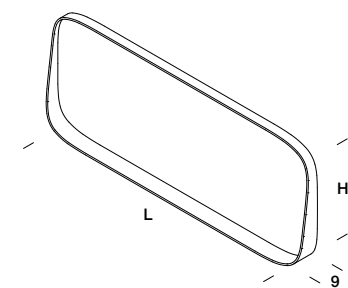
Shelf with towel rail | Étagère avec porte-serviette | Ablage mit Handtuchhalter | Estante con toallero



COD.	L	LACCATO OPACO MATT LACQUERED	ARGILLA CLAY	CORIAN®				MARMO MARBLE			
				GLACIER WHITE	CORIAN COLORATO COLOURED CORIAN	DEEP NOCTURNE	KORAKRIL STONE	CARRARA	GRIGIO VENETO GRIGIO CARNICO EMPERADOR	NERO ASSOLUTO NERO MARQUINIA	
dx 90S18D01	130	51" 1/8	-	454	465	549	602	489	800	800	800
sx 90S18S01	130	51" 1/8	-	454	465	549	602	489	800	800	800
dx 90S18D02	154	60" 5/8	-	505	525	616	659	549	862	862	862
sx 90S18S02	154	60" 5/8	-	505	525	616	659	549	862	862	862

Fonte con mensola in Corian®

Fonte mirror with Corian® shelf | Miroir Fonte avec étagère en Corian® | Fonte mit Ablage aus Corian® | Espejo Fonte con estante en Corian®

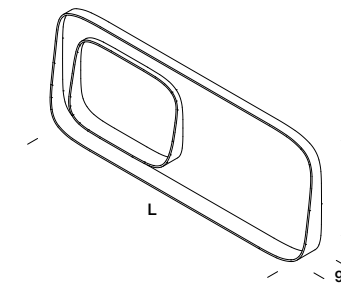


COD.	L	H	P	CORIAN® GLACIER WHITE			
8AFBA0001	48	18" 7/8	33	13"	9	3" 17/32	675
8AFLB0001	80	31" 1/2	48	18" 7/8	9	3" 17/32	798
8AFFB0001	120	47" 1/4	48	18" 7/8	9	3" 17/32	959
8AFHB0001	192	75" 5/8	48	18" 7/8	9	3" 17/32	1271

☀️ [Illuminazione per specchiera P. 173](#) | [Mirror lighting P. 173](#) | [Éclairage miroir P. 173](#) | [Beleuchtung für Spiegel auf S. 173](#) | [Iluminación para espejo P. 173](#)

Fonte con mensola specchio a sx in Corian®

Fonte mirror with left Corian® shelf | Miroir Fonte avec étagère à gauche en Corian® | Fonte mit Ablage, Spiegel links aus Corian® | Espejo Fonte con estante, espejo izquierda en Corian®

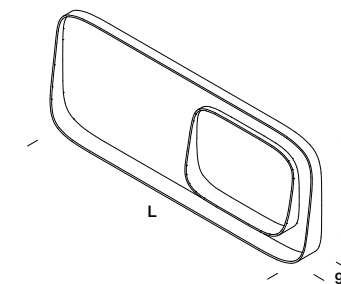


COD.	L	H	P	CORIAN GLACIER WHITE			
8AFLB0S01	80	31" 1/2	48	18" 7/8	9	3" 17/32	1040
8AFFB0S01	120	47" 1/4	48	18" 7/8	9	3" 17/32	1184
8AFHB0S01	192	75" 5/8	48	18" 7/8	9	3" 17/32	1498

☀️ [Illuminazione per specchiera P. 173](#) | [Mirror lighting P. 173](#) | [Éclairage miroir P. 173](#) | [Beleuchtung für Spiegel auf S. 173](#) | [Iluminación para espejo P. 173](#)

Fonte con mensola specchio a dx in Corian®

Fonte mirror with right Corian® shelf | Miroir Fonte avec étagère à droite en Corian® | Fonte mit Ablage, Spiegel rechts aus Corian® | Espejo Fonte con estante, espejo derecha en Corian®



COD.	L	H	P	CORIAN GLACIER WHITE			
8AFLB0D01	80	31" 1/2	48	18" 7/8	9	3" 17/32	1040
8AFFB0D01	120	47" 1/4	48	18" 7/8	9	3" 17/32	1184
8AFHB0D01	192	75" 5/8	48	18" 7/8	9	3" 17/32	1498

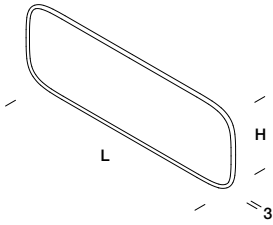
☀️ [Illuminazione per specchiera P. 173](#) | [Mirror lighting P. 173](#) | [Éclairage miroir P. 173](#) | [Beleuchtung für Spiegel auf S. 173](#) | [Iluminación para espejo P. 173](#)

Specchiere

Mirrors | Miroirs | Spiegel | Espejos

Esperanto orizzontale in Corian®

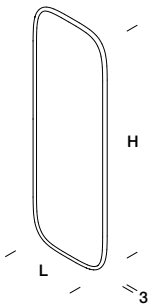
Horizontal Corian® Esperanto mirror | Miroir Esperanto horizontal en Corian® | Esperanto horizontaler mit Rahmen aus Corian® | Esperanto horizontal en Corian®



COD.	H		L		GLACIER WHITE	BONE SILVER GRAY	CLAY DEEP CLOUD	ASH AGGREGATE CARBON CONCRETE	DEEP NOCTURNE
	97	38" 1/4	34	13" 1/4					
8AEDA0001	97	38" 1/4	34	13" 1/4	565	593	985	1007	1088
8AEDB0001	97	38" 1/4	49	19" 1/4	838	883	1049	1074	1150
8AEFB0001	121	47" 5/8	49	19" 1/4	880	935	1129	1156	1223
8AEHB0001	193	76"	49	19" 1/4	1106	1196	1461	1502	1607

Esperanto verticale in Corian®

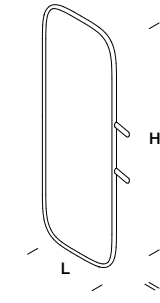
Vertical Corian® Esperanto mirror | Miroir Esperanto vertical en Corian® | Esperanto senkrech mit Rahmen aus Corian® | Esperanto vertical en Corian®



COD.	H		L		GLACIER WHITE	BONE SILVER GRAY	CLAY DEEP CLOUD	ASH AGGREGATE CARBON CONCRETE	DEEP NOCTURNE
	97	38" 1/4	34	13" 1/4					
8AEAD0001	97	38" 1/4	34	13" 1/4	565	593	985	1007	1088
8AEBD0001	97	38" 1/4	49	19" 1/4	838	883	1049	1074	1150
8AEBF0001	121	47" 5/8	49	19" 1/4	880	935	1129	1156	1223
8AEBH0001	193	76"	49	19" 1/4	1106	1196	1461	1502	1607

Esperanto verticale dx con appendici in Corian

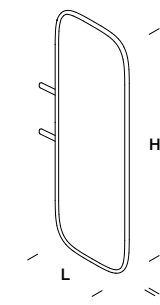
Vertical Esperanto mirror with right Corian® hooks | Esperanto miroir vertical avec crochets droites en Corian® | Esperanto senkrech rechts mit Anhänger aus Corian® | Esperanto vertical derecha con apéndices en Corian®



COD.	L		H		GLACIER WHITE	BONE SILVER GRAY	CLAY DEEP CLOUD	ASH AGGREGATE CARBON CONCRETE	DEEP NOCTURNE
	34	13" 1/4	97	38" 1/4					
8AEAD0D01	34	13" 1/4	97	38" 1/4	809	848	1095	1117	1198
8AEBD0D01	49	19" 1/4	97	38" 1/4	889	933	1159	1184	1260
8AEBF0D01	49	19" 1/4	121	47" 5/8	970	1019	1239	1266	1333
8AEBH0D01	49	19" 1/4	193	76"	1264	1323	1571	1612	1717

Esperanto verticale sx con appendici in Corian®

Esperanto vertical mirror left with hooks in Corian® | Esperanto miroir vertical avec crochets gauches en Corian® | Esperanto senkrech rechts mit Anhänger aus Corian® | Esperanto vertical izquierda con apéndices en Corian®



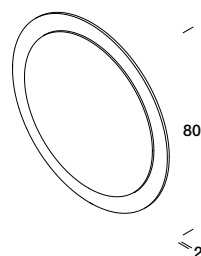
COD.	L		H		GLACIER WHITE	BONE SILVER GRAY	CLAY DEEP CLOUD	ASH AGGREGATE CARBON CONCRETE	DEEP NOCTURNE
	34	13" 1/4	97	38" 1/4					
8AEAD0S01	34	13" 1/4	97	38" 1/4	809	848	1095	1117	1198
8AEBD0S01	49	19" 1/4	97	38" 1/4	889	933	1159	1184	1260
8AEBF0S01	49	19" 1/4	121	47" 5/8	970	1019	1239	1266	1333
8AEBH0S01	49	19" 1/4	193	76"	1264	1323	1571	1612	1717

Specchiere

Mirrors | Mirrors | Spiegel | Espejos

Brame in vetro

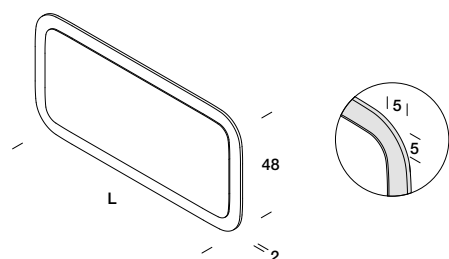
Brame mirror made in glass | Miroir Brame en verre | Brame Spiegel aus Glas | Espejo Brame en vidrio



COD.	BRONZO / GRIGIO BRONZE / GRAY
8ABLI0001	722

Brame orizzontale in vetro

Brame horizontal mirror made in glass | Miroir horizontal Brame en verre | Brame Horizontaler Spiegel aus Glas | Espejo horizontal Brame en vidrio

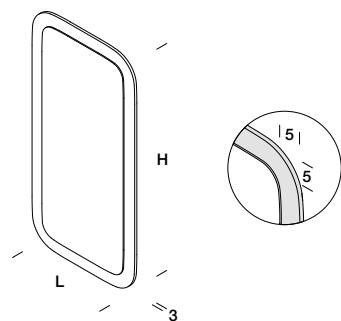


COD.	L	BRONZO / GRIGIO BRONZE / GRAY
8ABDB0001	96	37" 3/4
8ABGB0001	144	47" 1/4

☀ Illuminazione per specchio P. 173 | Mirror lighting P. 173 | Éclairage miroir P. 173 | Beleuchtung für Spiegel auf S. 173 | Iluminación para espejo P. 173

Brame verticale in vetro

Brame vertical mirror made in glass | Miroir vertical Brame en verre | Brame Vertikaler Spiegel aus Glas | Espejo vertical Brame en vidrio

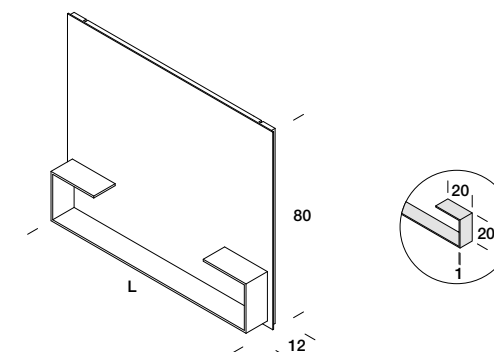


COD.	H	BRONZO / GRIGIO BRONZE / GRAY
8ABBD0001	96	37" 3/4
8ABBG0001	144	47" 1/4

☀ Illuminazione per specchio P. 173 | Mirror lighting P. 173 | Éclairage miroir P. 173 | Beleuchtung für Spiegel auf S. 173 | Iluminación para espejo P. 173

Moode con mensola in vetro

Moode with glass shelf | Moode avec étagère en verre | Moode mit Glasablage | Moode con repisa de vidrio

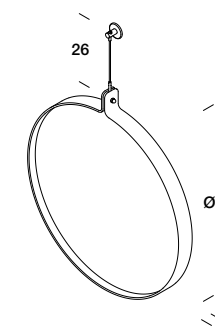


COD.	L	BRONZO / GRIGIO BRONZE / GRAY
8AMDI0001	96	37" 3/4
8AMFI0001	120	47" 1/4

☀ Illuminazione per specchio P. 173 | Mirror lighting P. 173 | Éclairage miroir P. 173 | Beleuchtung für Spiegel auf S. 173 | Iluminación para espejo P. 173

Hamam in Corian®

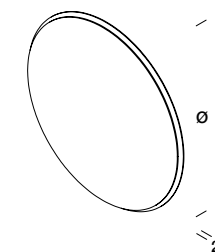
Hamam in Corian® | Hamam en Corian® | Hamam aus Corian® | Hamam en Corian®



COD.	Ø	GLACIER WHITE	DEEP NOCTURNE
8AHAA0001	41	16" 1/4	715
8AHCC0001	71	28"	836

Halo

Halo in Corian® | Halo en Corian® | Halo aus Corian® | Halo en Corian®



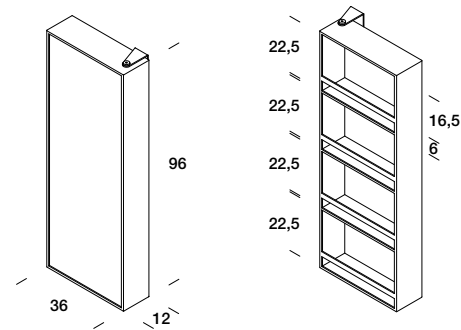
COD.	Ø	BRONZO	CORIAN® TUTTI I COLORI ALL COLORS	CON ILLUMINAZIONE / WITH LIGHTING	
				BRONZO	CORIAN TUTTI I COLORI ALL COLORS
8AHAL001	42	15" 3/4	550	605	770
8AHAL002	72	28" 3/8	748	858	1095

Specchiere contenitive

Mirror cabinets | Armoire miroirs | Spiegelschränke | Espejos contenedores (Camerinos)

Girevole in Corian®

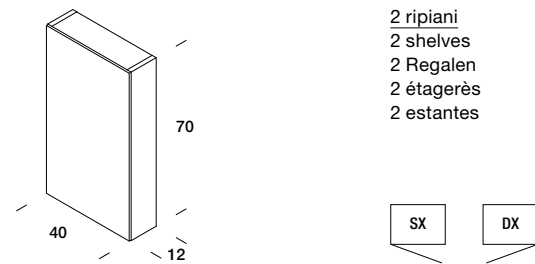
Turning mirror in Corian® | Armoire miroir tournante en Corian® | Drehbarer Corian® Spiegel | Espejo giratorio en Corian®



COD.	GLACIER WHITE	BONE SILVER GRAY	NEUTRAL CONCRETE CARBON CONCRETE CLAY DEEP CLOUD	GREYLITE DUNE PRIMA ASH AGGREGATE CARBON AGGREGATE	DEEP NOCTURNE
8BMAD0001	1132	1152	1719	1767	2049

R1 contenitiva un'anta battente DX o SX

Mirror 1 hinged door right or left | Armoire miroir avec 1 porte battante droite ou gauche | Spiegelschrank mit 1 Tür rechts- oder linksbandig | Espejo con 1 puerta batiente derecha o izquierda



2 ripiani
2 shelves
2 Regalen
2 étagères
2 estantes

SX DX

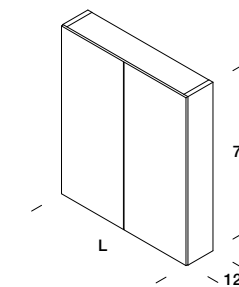
Struttura in laminato grigio | Carcase: laminate gray | Korpus: Laminat Grau | Caisson: Stratifié gris | Casco: laminado gris

Finitura laccato opaco e argilla solo esterno | Matt lacquer and clay finish only for external | Sidemattklack und lehm ausführung nur für aussenseitendefinition | Laqué mat et argile uniquement pour le côté | Extérieuracabado laqueado opaco y acabado de arcilla sólo para el lado externo

	L	H	COD.	LAMINATO GRIGIO GRAY LAMINATE	LACCATO OPACO MATT LACQUERED	ARGILLA CLAY		
DX	40	15" 3/4	70	27" 9/16	8B1AC1D03	603	673	744
SX	40	15" 3/4	70	27" 9/16	8B1AC1S03	603	673	744

R1 contenitiva due ante battenti

Mirror 2 hinged doors | Armoire miroir avec 2 portes battantes | Spiegelschrank mit 2 Türen | Espejo con 2 puertas batientes



2 ripiani
2 shelves
2 Regalen
2 étagères
2 estantes

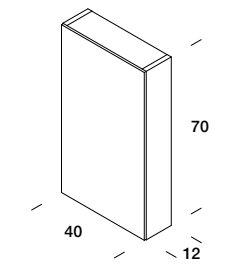
Struttura in laminato grigio | Carcase: laminate gray | Korpus: Laminat Grau | Caisson: Stratifié gris | Casco: laminado gris

Finitura laccato opaco e argilla solo esterno | Matt lacquer and clay finish only for external | Sidemattklack und lehm ausführung nur für aussenseitendefinition | Laqué mat et argile uniquement pour le côté | Extérieuracabado laqueado opaco y acabado de arcilla sólo para el lado externo

L	H	COD.	LAMINATO GRIGIO GRAY LAMINATE	LACCATO OPACO MATT LACQUERED	ARGILLA CLAY		
60	23" 5/8	70	27" 9/16	8B1MC2001	783	878	954
70	27" 9/16	70	27" 9/16	8B1CC2003	853	944	1027
80	31" 1/2	70	27" 9/16	8B1LC2001	933	1033	1123
90	35" 7/16	70	27" 9/16	8B1DC2003	1004	1112	1210
100	39" 3/8	70	27" 9/16	8B1NC2001	1080	1195	1296

R1 contenitiva un'anta battente DX o SX accessoriata

Equipped mirror, 1 hinged door right or left | Armoire miroir équipé avec 1 porte battante droite ou gauche | Spiegelschrank ausgestattet, mit 1 Tür rechts- oder linksbandig | Espejo equipado con 1 puerta batiente derecha o izquierda



2 ripiani
2 shelves
2 Regalen
2 étagères
2 estantes



Accessoriabile con una presa elettrica Schuko | Shelf with Schuko socket | Regal mit Schuko Steckdose | Étagère avec prise électrique Schuko | Estante con enchufe Schuko y porta secador

Struttura in laminato grigio | Carcase: laminate gray | Korpus: Laminat Grau | Caisson: Stratifié gris | Casco: laminado gris

Finitura laccato opaco e argilla solo esterno | Matt lacquer and clay finish only for external | Sidemattklack und lehm ausführung nur für aussenseitendefinition | Laqué mat et argile uniquement pour le côté | Extérieuracabado laqueado opaco y acabado de arcilla sólo para el lado externo

	L	H	COD.	LAMINATO GRIGIO GRAY LAMINATE	LACCATO OPACO MATT LACQUERED	ARGILLA CLAY		
DX	40	15" 3/4	70	27" 9/16	8B1AC1D04	713	783	854
SX	40	15" 3/4	70	27" 9/16	8B1AC1S04	713	783	854

Specchiere contenitive

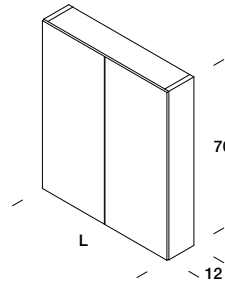
Mirror cabinets | Armoire miroirs | Spiegelschränke | Espejos contenedores (Camerinos)

ILLUMINAZIONE

Lighting | Beleuchtung | Éclairage | Iluminación

R1 contenitiva due ante battenti accessoriata

Equipped mirror, 2 hinged doors | Armoire miroir équipé avec 2 portes battantes | Spiegelschrank ausgestattet, mit 2 Türen | Espejo equipado con 2 puertas batientes



2 ripiani
2 shelves
2 Regalen
2 étagères
2 estantes



Accessoriabile con una presa elettrica
Schuko | Shelf with Schuko socket | Regal mit Schuko Steckdose | Étagère avec prise électrique Schuko | Estante con enchufe Schuko y porta secador

Struttura in laminato grigio | Carcase: laminate gray | Korpus: Laminat Grau | Caisson: Stratifié gris | Casco: laminado gris

Finitura laccato opaco e argilla solo esterno | Matt lacquer and clay finish only for external | Sidemattklack und lehm ausführung nur für aussenseitefinition | Laque mat et argile uniquement pour le côté | Extérieuracabado laqueado opaco y acabado de arcilla sólo para el lado externo

L		H		COD.	LAMINATO GRIGIO GRAY LAMINATE	LACCATO OPACO MATT LACQUERED	ARGILLA CLAY
60	23" 5/8	70	27" 9/16	8B1MC2002	893	988	1064
70	27" 9/16	70	27" 9/16	8B1CC2004	963	1054	1137
80	31" 1/2	70	27" 9/16	8B1LC2002	1043	1143	1233
90	35" 7/16	70	27" 9/16	8B1DC2004	1114	1222	1320
100	39" 3/8	70	27" 9/16	8B1NC2002	1190	1305	1406

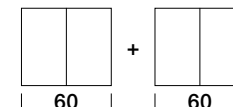
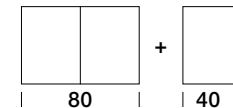
Maggiorazione per illuminazione interna a led



Extra charge for internal led lighting | Zuschlag für led-innenbeleuchtung | Supplément pour éclairage led intérieur | Suplemento para iluminación led interior

COD.	EURO
90D24007	187

R1 contenitiva e R1 contenitiva accessoriata L 120



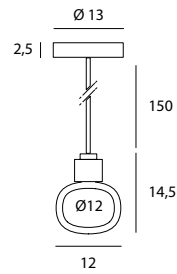
Per specchiere L 120 è possibile usufruire delle combinazioni Rexa | For mirrors L 120 it is possible to take advantage of Rexa combinations | Pour les miroirs L 120 il est possible profitez des combinaisons Rexa | Für Spiegel L 120 ist es möglich Rexa-Kombinationen nutzen | Para espejos L 120 es posible aprovechar las combinaciones Rexa

- 168 **Illuminazione a sospensione**
Suspended | Suspendu | Hängend | Suspendido
- 170 **Illuminazione a parete**
Wall hung | Mural | Für Wandmontage | A pared
- 173 **Illuminazione per specchiera**
For Mirror | Pour miroir | Für Spiegelmontage | Para espejo

Illuminazione a sospensione

Suspended | Suspendu | Hängend | Suspendido

Nabila



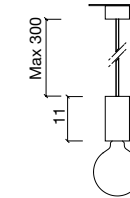
Tensione | Voltage
220/240 V — G 9

IP40 CE

Lampadina | Light Bulb
3 W dimmerabile, led
Temperatura colore | Color Temperature
2700 K
Lunghezza cavo | Cable length
150 cm

COD.	Ø	H	BRONZO BRONZE
82NB01	12	4" 3/4 14,5	5" 23/32 354

Bool



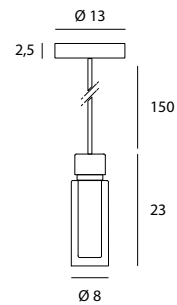
Tensione | Voltage
230 V — E 27

IP44 CE

Lampadina | Light Bulb
28 W alogena
Lunghezza cavo | Cable length
300 cm

COD.	BIANCO WHITE	NERO BLACK
84BL01	306	306

Osman



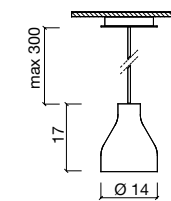
Tensione | Voltage
220/240 V — E 14

IP20 CE

Lampadina | Light Bulb
4,5 W dimmerabile, led
Temperatura colore | Color Temperature
2700 K
Lunghezza cavo | Cable length
150 cm

COD.	Ø	H	BRONZO BRONZE
82NS01	8	3" 1/8 23	9" 1/16 449

Arm.2



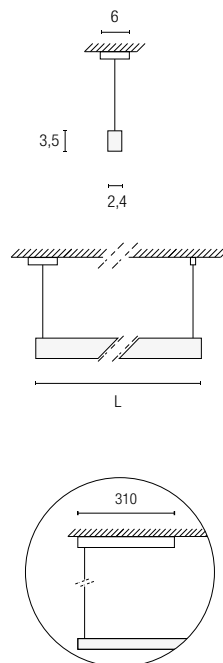
Tensione | Voltage
230 V — E 27

IP44 CE

Lampadina | Light Bulb
28 W alogena
Lunghezza cavo | Cable length
300 cm

COD.	BIANCO WHITE	NERO BLACK
84AR01	274	274

Metrolineare - monoemissione



Tensione | Voltage
230 V

IP44 CE

Temperatura colore | Color Temperature
3000 K
Lunghezza cavo | Cable length
150 cm

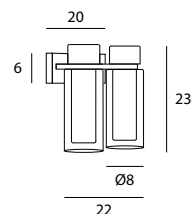
L	COD.	BIANCO WHITE	NERO BLACK
L 100 led 13 W	84MT01	644	644
L 120 led 16,6 W	84MT02	700	700
L 144 led 19,4 W	84MT03	828	828
L 192 led 27,5 W	84MT05	1143	1143

L	COD.	BIANCO WHITE	NERO BLACK
L 100 led 13 W	84MT11	754	754
L 120 led 16,6 W	84MT12	809	809
L 144 led 19,4 W	84MT13	939	939
L 192 led 27,5 W	84MT14	1253	1253

Illuminazione a parete

Wall hung | Mural | Für Wandmontage | A pared

Osman parete

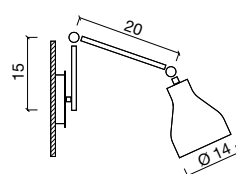


Tensione | Voltage
220/240 V — E 14
Lampadina | Light Bulb
2x4,5 W dimmerabile, led
Temperatura colore | Color Temperature
2700 K

 IP20 CE

COD.	Ø	H	BRONZO BRONZE	
830S01	22	8" 3/4	23 9" 1/16	836

Arm.2

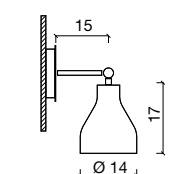


Tensione | Voltage
230 V — E 27
Lampadina | Light Bulb
28 W alogena

 IP20 CE

COD.	BIANCO WHITE	NERO BLACK
83AR01	450	450

Arm.2 mini

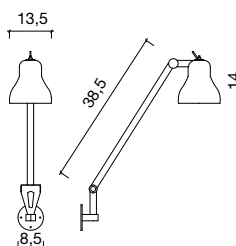


Tensione | Voltage
230 V — E 27
Lampadina | Light Bulb
28 W alogena

 IP20 CE

COD.	BIANCO WHITE	NERO BLACK
83AR02	274	274

Arm

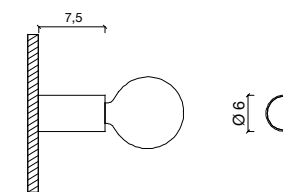


Tensione | Voltage
230 V — E 27
Lampadina | Light Bulb
28 W alogena

 IP20 CE

COD.	BIANCO WHITE	NERO BLACK
83AR03	450	450

Bool

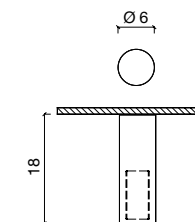


Tensione | Voltage
230 V — E 27
Lampadina | Light Bulb
28 W alogena

 IP20 CE

COD.	BIANCO WHITE	NERO BLACK
83BL01	177	177

Cycle (led)

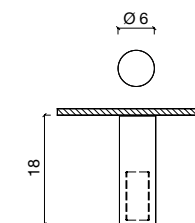


Tensione | Voltage
230 V
Potenza | Power
led 9W
Temperatura colore | Color Temperature
3000K

 IP44 CE

COD.	BIANCO WHITE	NERO BLACK	INOX SPAZZOLATO BRUSHED STEEL
83CY01	370	370	422

Cycle (fluorescenza)

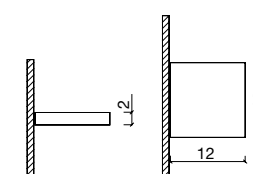


Tensione | Voltage
230 V — E 14
Lampadina | Light Bulb
11W fluorescenza compatta

 IP44 CE

COD.	BIANCO WHITE	NERO BLACK	INOX SPAZZOLATO BRUSHED STEEL
83CY02	224	224	277

Square



Tensione | Voltage
230 V
Potenza | Power
led 9W
Temperatura colore | Color Temperature
3000K

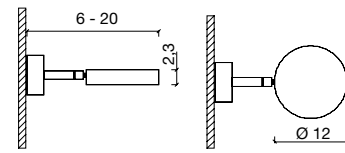
 IP44 CE

COD.	BIANCO WHITE	NERO BLACK
83SQ01	372	372

Illuminazione a parete

Wall hung | Mural | Für Wandmontage | A pared

Circle



Tensione | Voltage
230 V
Potenza | Power
led 9W
Temperatura colore | Color Temperature
3000K

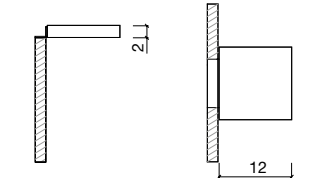
IP44 CE

COD.	BIANCO WHITE	NERO BLACK
83CR01	360	360

Illuminazione per specchiera

For Mirror | Pour miroir | Für Spiegelmontage | Para espejo

Square

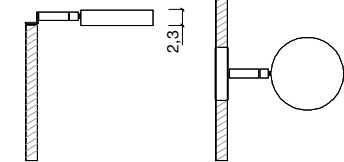


Tensione | Voltage
230 V
Potenza | Power
led 9W
Temperatura colore | Color Temperature
3000K

IP44 CE

COD.	BIANCO WHITE	NERO BLACK
82SQ01	372	372

Circle

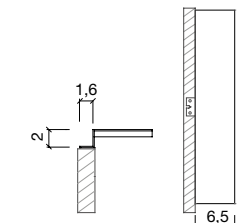


Tensione | Voltage
230 V
Potenza | Power
led 9W
Temperatura colore | Color Temperature
3000K

IP44 CE

COD.	BIANCO WHITE	NERO BLACK
82CR01	360	360

Bar 30

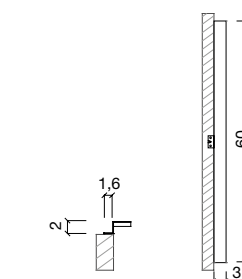


Tensione | Voltage
230 V
Potenza | Power
led 3W
Temperatura colore | Color Temperature
4000K

IP44 CE

COD.	POLICARBONATO OPALE POLYCARBONATE OPAL
82BR01	189

Bar 60



Tensione | Voltage
230 V
Potenza | Power
led 10W
Temperatura colore | Color Temperature
4000K

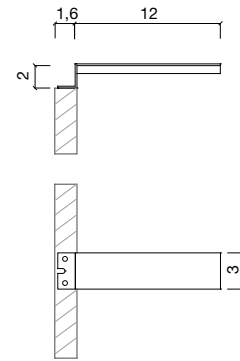
IP44 CE

COD.	POLICARBONATO OPALE POLYCARBONATE OPAL
82BR02	240

Illuminazione per specchiera

For Mirror | Pour miroir | Für Spiegelmontage | Para espejo

Stick

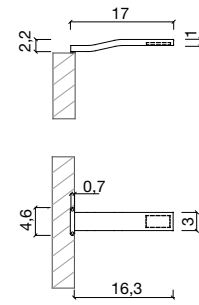


Tensione | Voltage
230 V
Potenza | Power
led 3,5W
Temperatura colore | Color Temperature
4000K

IP44 CE

COD.	POLICARBONATO OPALE POLYCARBONATE OPAL
82ST01	143

Stem



Tensione | Voltage
230 V
Potenza | Power
led 3W
Temperatura colore | Color Temperature
4000K

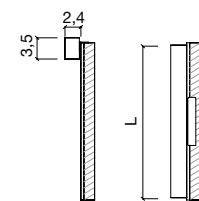
IP44 CE

COD.	CROMO CHROME
82SM01	122

Illuminazione Metrolineare per specchiera

Metrolineare for mirror | Metrolineare für Spiegel | Metrolineare pour miroir | Metrolineare para espejo

Monoemissione | Static | Unidirectionnel | Unidirektional | Unidireccional

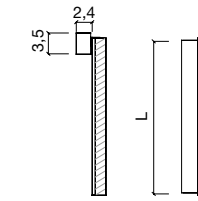


Tensione | Voltage
230 V
Temperatura colore | Color Temperature
3000K

IP44 CE

L	COD.	BIANCO WHITE	NERO BLACK
L 60 led 7,2 W	82MTA1	398	398
L 70 led 8,6 W	82MTA2	402	402
L 80 led 10 W	82MTA3	486	486
L 90 led 11,5 W	82MTA4	498	498
L 100 led 13 W	82MT07	505	505
L 120 led 15,3 W	82MT03	507	507

Bioemissione | Bi-directional | Bidirectionnel | Bidirektional | Bidireccional

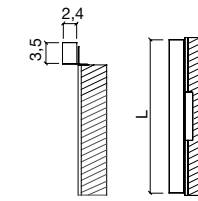


Tensione | Voltage
230 V
Temperatura colore | Color Temperature
3000K

IP44 CE

L	COD.	BIANCO WHITE	NERO BLACK
L 60 led 14,4 W	82MTB1	565	565
L 70 led 17,2 W	82MTB2	572	572
L 80 led 20 W	82MTB3	658	658
L 90 led 23 W	82MTB4	740	740
L 100 led 26 W	82MT17	821	821
L 120 led 30,6 W	82MT13	872	872

Monoemissione per specchiera contenitiva | Static for mirror cabinets | Unidirectionnel pour meuble miroir | Unidirektional für Spiegelschränke | Unidireccional para espejos contenedores

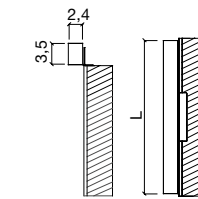


Tensione | Voltage
230 V
Temperatura colore | Color Temperature
3000K

IP44 CE

L	COD.	BIANCO WHITE	NERO BLACK
L 60 led 7,2 W	82MTC1	398	398
L 70 led 8,6 W	82MTC2	402	402
L 80 led 10 W	82MTC3	486	486
L 90 led 11,5 W	82MTC4	498	498
L 100 led 13 W	82MT27	505	505
L 120 led 15,3 W	82MT23	507	507

Bioemissione per specchiera contenitiva | Bi-directional for mirror cabinets | Bidirectionnel pour meuble miroirs | Bidirektional für Spiegelschränke | Bidireccional para espejos contenedores



Tensione | Voltage
230 V
Temperatura colore | Color Temperature
3000K

IP44 CE

L	COD.	BIANCO WHITE	NERO BLACK
L 60 led 14,4 W	82MTD1	565	565
L 70 led 17,2 W	82MTD2	572	572
L 80 led 20 W	82MTD3	658	658
L 90 led 23 W	82MTD4	740	740
L 100 led 26 W	82MT37	821	821
L 120 led 30,6 W	82MT33	872	872

MISCELATORI

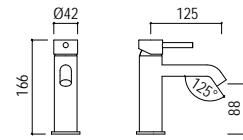
Faucets | Mitigeurs | Armaturen | Monomandos

- 178 **Miscelatori Drop**
Drop faucets | Mitigeurs Drop | Armaturen Drop |
Monomandos Drop
- 183 **Miscelatori**
Faucets | Mitigeurs | Armaturen | Monomandos
- 184 **Miscelatori Mae Contract**
Mae Contract faucets | Mitigeurs Mae Contract |
Armaturen Mae Contract | Monomandos Mae Contract
- 185 **Miscelatori Mae**
Mae faucets | Mitigeurs Mae | Armaturen Mae |
Monomandos Mae
- 208 **Miscelatori Mae Wellness**
Mae Wellness faucets | Mitigeurs Mae Wellness |
Armaturen Mae Wellness | Monomandos Mae Wellness
- 209 **Pilette**
Pilette | Drains | Bondes | Ablaufgarnitur | Desagüe
- 210 **Sifoni**
Siphon | Siphons | Siphon | Sifon

Miscelatori Drop

Drop faucets | Mitigeurs Drop | Armaturen Drop | Monomandos Drop

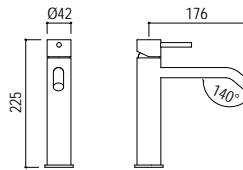
Miscelatore monocomando lavabo da piano



Single lever basin mixer | Mitigeur lavabo pour plan | Einhebel-Waschtischmischer auf Platte | Grifo monomando lavabo

COD.	CROMO CHROME	RAME SATINATO SATIN COPPER	NERO OPACO MATT BLACK	BIANCO OPACO MATT WHITE
50170101	202	288	288	288

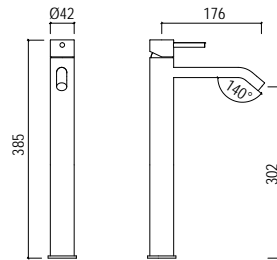
Miscelatore monocomando lavabo da piano medio



Medium Single lever basin mixer | Mitigeur moyen de lavabo pour plan | Einhebel-Waschtischmischer halbhoch auf Platte | Monomando de Lavabo mediano sobre encimera

COD.	CROMO CHROME	RAME SATINATO SATIN COPPER	NERO OPACO MATT BLACK	BIANCO OPACO MATT WHITE
50170102	254	399	399	399

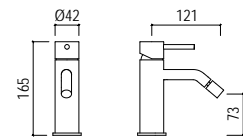
Miscelatore monocomando lavabo da piano rialzato



Tall single lever basin mixer | Mitigeur surélevé de lavabo pour plan | Einhebel- Waschtischmischer hoch auf Platte | Monomando de lavabo alto sobre encimera

COD.	CROMO CHROME	RAME SATINATO SATIN COPPER	NERO OPACO MATT BLACK	BIANCO OPACO MATT WHITE
50170103	285	406	406	406

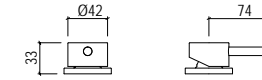
Miscelatore monocomando per bidet



Single lever bidet mixer | Mitigeur bidet | Bidetmischer | Grifo monomando bidè

COD.	CROMO CHROME	RAME SATINATO SATIN COPPER	NERO OPACO MATT BLACK	BIANCO OPACO MATT WHITE
50170104	202	288	288	288

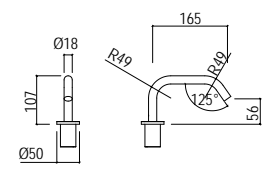
Comando remoto lavabo da piano



Remote control on deck | Comande déportée pour lavabo de plan | Einhebelmischer für Waschtisch | Grifo monomando sobre encimera

COD.	CROMO CHROME	RAME SATINATO SATIN COPPER	NERO OPACO MATT BLACK	BIANCO OPACO MATT WHITE
50170109	322	462	462	462

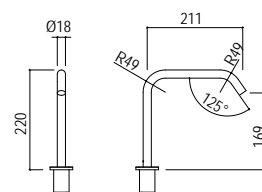
Bocca lavabo orientabile da piano



Adjustable spout for top (160°) | Bec réglable pour plan (160°) | Waschtisch Auslauf verstellbar (160°) | Caño de lavabo giratorio (160°)

COD.	CROMO CHROME	RAME SATINATO SATIN COPPER	NERO OPACO MATT BLACK	BIANCO OPACO MATT WHITE
50170107	229	327	327	327

Bocca lavabo orientabile da piano rialzata



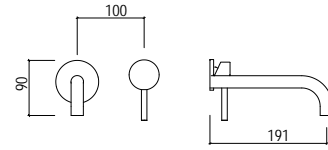
Adjustable high spout for top (160°) | Bec réglable surélevé pour plan (160°) | Waschtisch Auslauf hoch verstellbar (160°) | Caño de lavabo alto giratorio (160°)

COD.	CROMO CHROME	RAME SATINATO SATIN COPPER	NERO OPACO MATT BLACK	BIANCO OPACO MATT WHITE
50170108	244	348	348	348

Miscelatori Drop

Drop faucets | Mitigeurs Drop | Armaturen Drop | Monomandos Drop

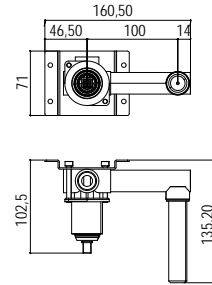
Miscelatore lavabo incasso due fori - parte estetica



Two-hole built-in basin mixer external part | Mitigeur de lavabo encastré, deux perçages partie esthétique | Zwei-Loch Wandwaschtischmischer Außenteil | Mezclador para lavabo empotrado, dos agujeros parte externa

COD.	CROMO CHROME	RAME SATINATO SATIN COPPER	NERO OPACO MATT BLACK	BIANCO OPACO MATT WHITE
50170110	334	480	480	480

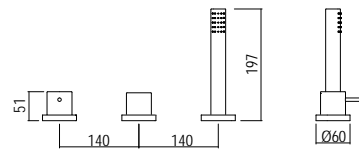
Miscelatore lavabo incasso due fori - parte incasso



Two-hole built-in basin mixer built-in part | Mitigeur de lavabo encastré, deux perçages corp à encastrer | Zwei-Loch Badewaschtischmischer Einbaukörper | Mezclador para lavabo empotrado, dos agujeros cuerpo empotrado

COD.	CROMO CHROME	RAME SATINATO SATIN COPPER	NERO OPACO MATT BLACK	BIANCO OPACO MATT WHITE
50170701	303	432	432	432

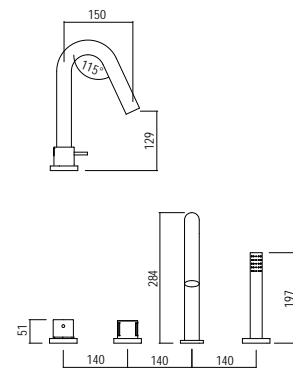
Gruppo bordo vasca 3 fori



3 holes bathtub mixer group with 2 ways diverter | Mitigeur de baignoire 3 perçages avec inverseur 2 voies | 3-Loch Badewannenmischarmatur mit 2 Weg- Umsteller | Grupo monomando para borde de bañera de 3 agujeros con desviador de 2 vías

COD.	CROMO CHROME	RAME SATINATO SATIN COPPER	NERO OPACO MATT BLACK	BIANCO OPACO MATT WHITE
50170501	1038	1499	1499	1499

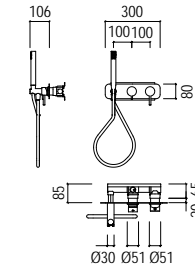
Gruppo bordo vasca 4 fori



4 holes bathtub mixer group with 2 ways diverter and spout | Mitigeur de baignoire 4 perçages avec inverseur 2 voies et bec | 4-Loch Badewannenmischarmatur mit 2 Weg- Umsteller und Auslauf | Grupo monomando para borde de bañera de 4 agujeros con desviador de 2 vías y caño de llenado

COD.	CROMO CHROME	RAME SATINATO SATIN COPPER	NERO OPACO MATT BLACK	BIANCO OPACO MATT WHITE
50170502	799	1152	1152	1152

Gruppo doccia incasso orizzontale - parte estetica

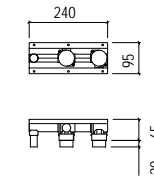


Built-in mixer group flexible and handshower (L 150 cm) external part | Mitigeur de douche, douchette et flexible (L 150 cm) partie esthétique | Einbau-Duschsäule, Schlauchs und Handbrause (L 150 cm) Außenteil | Grupo de mezclador empotrado, teleducha y flexible (L 150 cm) parte externa

COD.	CROMO CHROME	RAME SATINATO SATIN COPPER	NERO OPACO MATT BLACK	BIANCO OPACO MATT WHITE
50170401	525	755	755	755

Flessibile a scelta bianco o nero | White or black flexible available | Flexible blanc ou noir disponible | Brauseschlauch weiss oder schwarz wählbar | Flexible a elegir blanco o negro

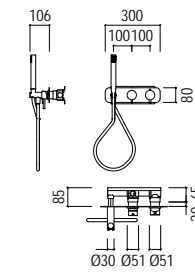
Gruppo doccia incasso orizzontale - parte incasso



Built-in mixer group built-in part | Mitigeur de douche corp à encastrer | Einbau-Duschsäule Einbaukörper | Grupo de mezclador empotrado cuerpo empotrado

COD.	CROMO CHROME	RAME SATINATO SATIN COPPER	NERO OPACO MATT BLACK	BIANCO OPACO MATT WHITE
50170702	481	692	692	692

Gruppo doccia incasso orizzontale termostatico completo di doccia e flessibile cm. 150 - parte estetica

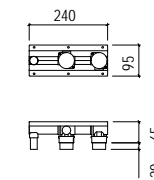


Thermostatic built-in mixer group flexible and handshower (L 150 cm) external part | Mitigeur de douche thermostatique, douchette et flexible (L 150 cm) partie esthétique | Thermostatischer Einbau-Duschsäule, Schlauchs und Handbrause (L 150 cm) Außenteil | Grupo de mezclador termostatico empotrado, teleducha y flexible (L 150 cm) parte externa

COD.	CROMO CHROME	RAME SATINATO SATIN COPPER	NERO OPACO MATT BLACK	BIANCO OPACO MATT WHITE
50170402	905	1307	1307	1307

Flessibile a scelta bianco o nero | White or black flexible available | Flexible blanc ou noir disponible | Brauseschlauch weiss oder schwarz wählbar | Flexible a elegir blanco o negro

Gruppo doccia incasso orizzontale termostatico completo di doccia e flessibile cm. 150 - parte incasso



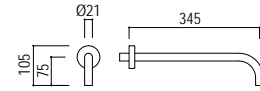
Thermostatic built-in mixer group built-in part | Mitigeur de douche thermostatique corp à encastrer | Thermostatischer Einbau-Duschsäule Einbaukörper | Grupo de mezclador termostatico empotrado cuerpo empotrado

COD.	CROMO CHROME	RAME SATINATO SATIN COPPER	NERO OPACO MATT BLACK	BIANCO OPACO MATT WHITE
50170703	803	1158	1158	1158

Miscelatori Drop

Drop faucets | Mitigeurs Drop | Armaturen Drop | Monomandos Drop


Braccio per soffione doccia a parete



Wall mounted shower arm | Bras de douche mural | Duscharm für Kopfbrause an Wand | Brazo de ducha a pared

COD.	CROMO CHROME	RAME SATINATO SATIN COPPER	NERO OPACO MATT BLACK	BIANCO OPACO MATT WHITE
50170201	100	140	140	140

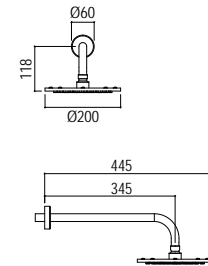
Kit di rinforzo per braccio doccia



Reinforce kit for shower arm | Kit renfort pour bras de douche | Verstärkungssatz für Duscharm | Kit de refuerzo para brazo de ducha

COD.	EURO
50170202	18

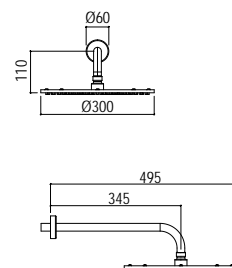

Soffione ispezionabile Ø 22,5



Inspectionable round shower head Ø 225 mm | Tête de douche ronde inspectionable Ø 225 mm | Kopfbrause rund Ø 225 mm, prüfbar | Rociador redondo inspeccionable Ø 225 mm

COD.	CROMO CHROME	RAME SATINATO SATIN COPPER	NERO OPACO MATT BLACK	BIANCO OPACO MATT WHITE
50170203	349	451	451	451

Soffione ispezionabile Ø 32,5



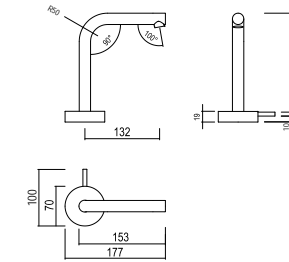
Inspectionable round shower head Ø 325 mm | Tête de douche ronde inspectionable Ø 325 mm | Kopfbrause rund Ø 325 mm, prüfbar | Rociador redondo inspeccionable Ø 325 mm

COD.	CROMO CHROME	RAME SATINATO SATIN COPPER	NERO OPACO MATT BLACK	BIANCO OPACO MATT WHITE
50170204	503	652	652	652

Miscelatori

Faucets | Mitigeurs | Armaturen | Monomandos

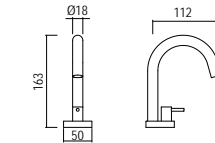
DOT - miscelatore monocomando lavabo



Single lever basin mixer | Mitigeur de lavabo à levier unique pour plan | Einhebel Waschtischmischer bodenstehend | Grifo monomando lavabo

COD.	ACCIAIO SATINATO BRUSHED STEEL	ACCIAIO LUCIDO POLISHED STEEL
50150101	823	920

VIRGOLA - miscelatore monocomando lavabo monoacqua



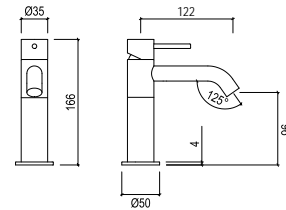
Cold water single lever basin mixer | Mitigeur de lavabo eau froide à levier unique pour plan | Einhebel Waschtischmischer bodenstehend | Grifo monomando monoagua lavabo

COD.	ACCIAIO SATINATO BRUSHED STEEL	ACCIAIO LUCIDO POLISHED STEEL
50160101	367	409

Miscelatori Mae Contract

Mae Contract faucets | Mitigeurs Mae Contract | Armaturen Mae Contract | Monomandos Mae Contract

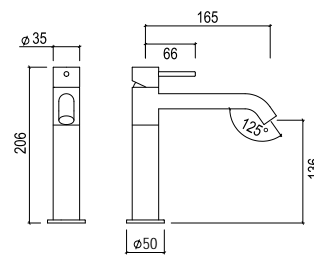
Miscelatore monocomando lavabo da piano



Single lever basin mixer | Mitigeur de lavabo pour plan | Einhebel-Waschtischmischer bodenstehend | Grifo monomando lavabo

COD.	SATINATO BRUSHED	LUCIDO POLISHED
50120101	365	399

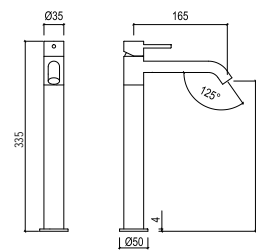
Miscelatore monocomando lavabo medio da piano



Medium Single lever basin mixer | Mitigeur moyen de lavabo pour plan | Einhebel-Waschtischmischer halbhoch auf Top | Monomando de Lavabo mediano sobre encimera

COD.	SATINATO BRUSHED	LUCIDO POLISHED
50120102	382	416

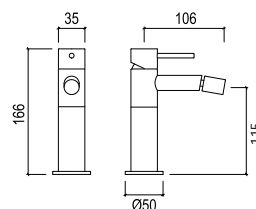
Miscelatore monocomando lavabo rialzato da piano



Tall single lever basin mixer | Mitigeur surélevé de lavabo pour plan | Einhebel-Waschtischmischer hoch auf Top | Monomando de lavabo alto sobre encimera

COD.	SATINATO BRUSHED	LUCIDO POLISHED
50120103	424	457

Miscelatore monocomando bidet



Single lever bidet mixer | Mitigeur bidet | Bidetmischer | Grifo monomando bidè

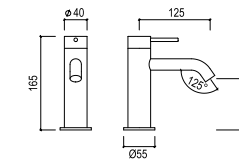
COD.	SATINATO BRUSHED	LUCIDO POLISHED
50120104	382	416

Miscelatori Mae

Mae faucets | Mitigeurs Mae | Armaturen Mae | Monomandos Mae

Acciaio Inox AISI 316L
Stainless steel AISI 316L
Acier Inox Aisi 316L
Edelsthal Aisi 316L
Acero Inox Aisi 316L

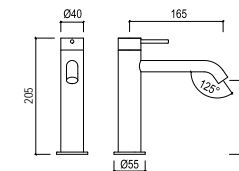
Miscelatore monocomando lavabo da piano



Single lever basin mixer | Mitigeur de lavabo pour plan | Einhebel-Waschtischmischer bodenstehend | Grifo monomando lavabo

COD.	SATINATO BRUSHED	LUCIDO POLISHED	BLACK LUXURY
50130101	515	548	824

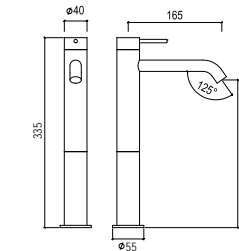
Miscelatore monocomando lavabo medio da piano



Medium Single lever basin mixer | Mitigeur moyen de lavabo pour plan | Einhebel-Waschtischmischer halbhoch auf Top | Monomando de Lavabo mediano sobre encimera

COD.	SATINATO BRUSHED	LUCIDO POLISHED	BLACK LUXURY
50130102	532	565	850

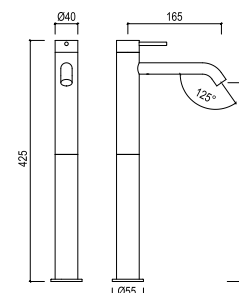
Miscelatore monocomando lavabo rialzato da piano



High single lever basin mixer | Mitigeur surélevé de lavabo pour plan | Einhebel-Waschtischmischer hoch auf Top | Monomando de lavabo alto sobre encimera

COD.	SATINATO BRUSHED	LUCIDO POLISHED	BLACK LUXURY
50130103	590	624	944

Miscelatore monocomando rialzato alto da piano



Tall single lever basin mixer | Mitigeur surélevé de lavabo pour plan | Einhebel-Waschtischmischer hoch auf Top | Monomando de lavabo alto sobre encimera

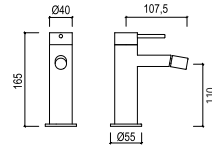
COD.	SATINATO BRUSHED	LUCIDO POLISHED	BLACK LUXURY
50130104	624	657	998

Miscelatori Mae

Mae faucets | Mitigeurs Mae | Armaturen Mae | Monomandos Mae

Acciaio Inox AISI 316L
Stainless steel AISI 316L
Acier Inox Aisi 316L
Edelsthal Aisi 316L
Acero Inox Aisi 316L

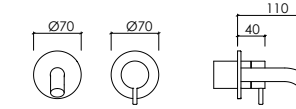
Miscelatore monocomando bidet



Single lever bidet mixer | Mitigeur bidet | Bidetmischer | Grifo monomando bidè

COD.	SATINATO BRUSHED	LUCIDO POLISHED	BLACK LUXURY
50130105	532	565	850

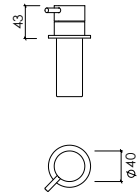
Miscelatore lavabo incasso due fori canna corta



Two-hole built-in basin mixer short spout | Mitigeur de lavabo encastré, deux perçages, bec court | Zwei-Loch Wandwaschtischmischer, kurzer Auslauf | Mezclador para lavabo empotrado, dos agujeros, cáno corto

COD.	SATINATO BRUSHED	LUCIDO POLISHED	BLACK LUXURY
50130110	756	847	1210

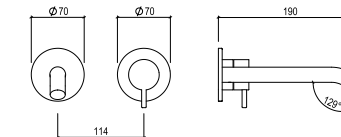
Comando remoto lavabo da piano



Remote control on deck | Commande déportée pour lavabo de plan | Einhebelmischer für Waschtisch | Monomando sobre encimera

COD.	SATINATO BRUSHED	LUCIDO POLISHED	BLACK LUXURY
50130109	473	491	758

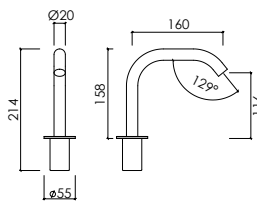
Miscelatore lavabo incasso due fori canna lunga



Two-hole built-in basin mixer long spout | Mitigeur de lavabo encastré, deux perçages, bec long | Zwei-Loch Wandwaschtischmischer, langer Wandauslauf | Mezclador para lavabo empotrado, dos agujeros, cáno largo

COD.	SATINATO BRUSHED	LUCIDO POLISHED	BLACK LUXURY
50130111	773	881	1236

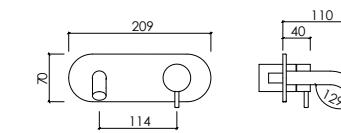
Bocca lavabo orientabile da piano (160°)



Adjustable spout for top (160°) | Bec réglable pour plan (160°) | Auslauf Waschtisch verstellbar (160°) | Caño de lavabo giratorio (160°)

COD.	SATINATO BRUSHED	LUCIDO POLISHED	BLACK LUXURY
50130107	441	465	705

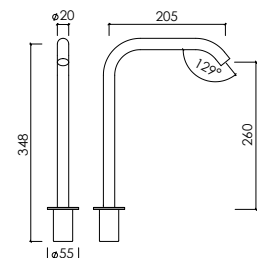
Miscelatore lavabo incasso piastra unica canna corta



Built-in basin mixer with backplate and short spout | Mitigeur de lavabo encastré, avec plaque unique et bec court | Wandwaschtischmischer, mit Wandplatte kurzer Auslauf | Mezclador para lavabo empotrado, placa única y, cáno corto

COD.	SATINATO BRUSHED	LUCIDO POLISHED	BLACK LUXURY
50130112	832	939	1330

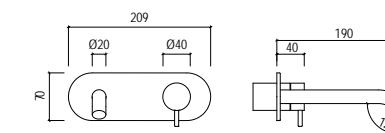
Bocca lavabo rialzata orientabile da piano (160°)



Adjustable high spout for top (160°) | Bec réglable surélevé pour plan (160°) | Auslauf Waschtisch hoch verstellbar (160°) | Caño de lavabo alto giratorio (160°)

COD.	SATINATO BRUSHED	LUCIDO POLISHED	BLACK LUXURY
50130108	449	473	718

Miscelatore lavabo incasso piastra unica canna lunga



Built-in basin mixer with backplate and long spout | Mitigeur de lavabo encastré, avec plaque unique et bec long | Wandwaschtischmischer, mit Wandplatte und langer Auslauf | Mezclador para lavabo empotrado, placa única y, cáno largo

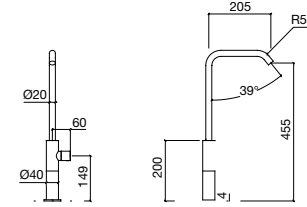
COD.	SATINATO BRUSHED	LUCIDO POLISHED	BLACK LUXURY
50130113	847	972	1356

Miscelatori Mae

Mae faucets | Mitigeurs Mae | Armaturen Mae | Monomandos Mae

Acciaio Inox AISI 316L
Stainless steel AISI 316L
Acier Inox Aisi 316L
Edelsthal Aisi 316L
Acero Inox Aisi 316L

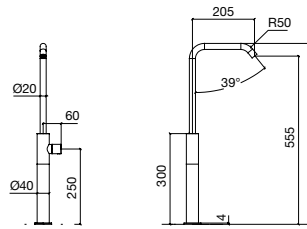
Miscelatore monocomando lavabo rialzato con canna girevole (160°)



Single lever basin mixer with turning spout (160°) | Mitigeur lavabo surélevé avec grand bec tournant (160°) | 1-Loch-Waschtischmischer hoch mit drehbarem Auslauf (160°) | Monomando lavabo alto con tornillo giratorio grande (160°)

COD.	SATINATO BRUSHED	LUCIDO POLISHED	BLACK LUXURY
50110101	815	865	1304

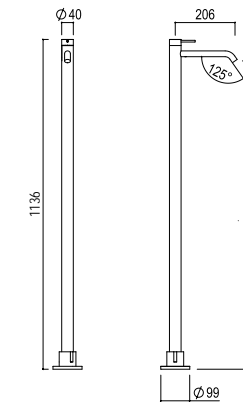
Miscelatore monocomando lavabo rialzato alto con canna girevole (160°)



Single lever basin mixer with turning spout (160°) | Mitigeur lavabo surélevé avec bec tournant (160°) | 1-Loch-Waschtischmischer hoch mit drehbarem Auslauf (160°) | Monomando de lavabo con caño alto giratorio (160°)

COD.	SATINATO BRUSHED	LUCIDO POLISHED	BLACK LUXURY
50110102	889	948	1423

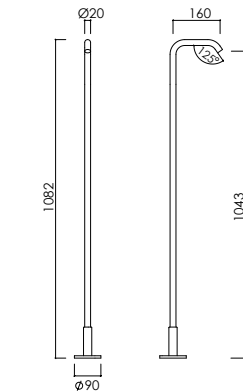
Piantana lavabo a pavimento



Floor-standing basin mixer | Mitigeur lavabo pour installation au sol | Waschtischmischer bodenstehend | Monomando lavabo a suelo

COD.	SATINATO BRUSHED	LUCIDO POLISHED	BLACK LUXURY
50130106	1206	1338	1928

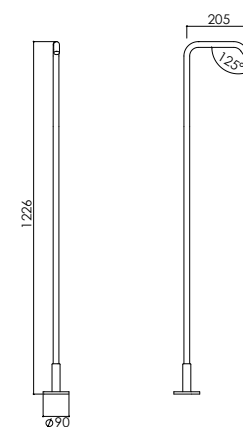
Bocca lavabo con alimentazione a pavimento



Floor-standing basin spout | Bec lavabo pour installation au sol | Waschtischauslauf bodenstehend | Caño lavabo a suelo

COD.	SATINATO BRUSHED	LUCIDO POLISHED	BLACK LUXURY
50130114	865	964	1383

Bocca lavabo con alimentazione a pavimento



Floor-standing basin spout | Bec lavabo pour installation au sol | Waschtischauslauf bodenstehend | Caño lavabo a suelo

COD.	SATINATO BRUSHED	LUCIDO POLISHED	BLACK LUXURY
50130115	948	1047	1516

Miscelatori Mae

Mae faucets | Mitigeurs Mae | Armaturen Mae | Monomandos Mae

Acciaio Inox AISI 316L
Stainless steel AISI 316L
Acier Inox Aisi 316L
Edelsthal Aisi 316L
Acero Inox Aisi 316L

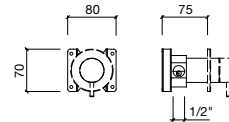
Bocca lavabo con alimentazione a soffitto



Ceiling spout basin | Bec lavabo pour fixation au plafond | Deckarmatur für Waschbecken | Grifo de techo

COD.	SATINATO BRUSHED	LUCIDO POLISHED	BLACK LUXURY
50130117	748	781	1197

Miscelatore incasso monocomando



Wall-mounted remote mixer control | Mitigeur de lavabo encastré | Wandeinbau-Waschtischmischer | Mezclador para lavabo empotrado

Parte estetica | External part

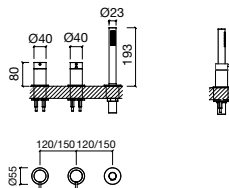
COD.	SATINATO BRUSHED	LUCIDO POLISHED	BLACK LUXURY
50130119	174	223	279

Parte incasso | Built-in part

COD.	SATINATO BRUSHED	LUCIDO POLISHED	BLACK LUXURY
50130701	265	298	310

Portata max a 3 bar LT/M 26 (uscita libera) | Maximum flow rate at 3 bar l/m 26 | Maximale Durchflussmenge bei 3 bar l/m 26 | Débit maximum à 3 bar l/m 26 | Caudal máximo a 3 bar l/m 26

Gruppo bordo vasca 3 fori con comando deviatore 2 vie

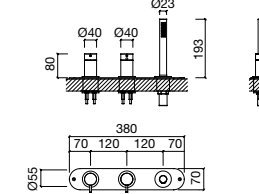


3 holes bathtub mixer group with 2 ways diverter | Mitigeur de baignoire 3 perçages avec inverseur 2 voies | 3-Loch Badewannenmischarmatur mit 2 Weg- Umsteller | Grupo monomando para borde de bañera de 3 agujeros con desviador de 2 vías

COD.	SATINATO BRUSHED	LUCIDO POLISHED	BLACK LUXURY
50130501	1297	1481	2075

Portata max a 3 bar LT/M 26 (uscita libera) | Maximum flow rate at 3 bar l/m 26 | Maximale Durchflussmenge bei 3 bar l/m 26 | Débit maximum à 3 bar l/m 26 | Caudal máximo a 3 bar l/m 26 |

Gruppo bordo vasca con piastra e deviatore 2 vie

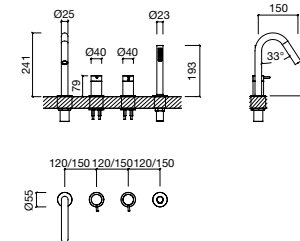



Bathtub mixer group with plate and 2 ways diverter | Mitigeur de baignoire avec plaque et inverseur 2 voies | Badewannenmischarmatur mit 2 Weg- Umsteller auf Platte | Grupo monomando para borde de bañera con placa y desviador de 2 vías

COD.	SATINATO BRUSHED	LUCIDO POLISHED	BLACK LUXURY
50130504	1463	1647	2242

Portata max a 3 bar LT/M 26 (uscita libera) | Maximum flow rate at 3 bar l/m 26 | Maximale Durchflussmenge bei 3 bar l/m 26 | Débit maximum à 3 bar l/m 26 | Caudal máximo a 3 bar l/m 26

Gruppo bordo vasca 4 fori con deviatore 2 vie e bocca di erogazione

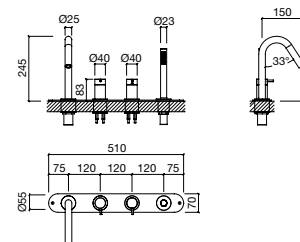


4 holes bathtub mixer group with 2 ways diverter and spout | Mitigeur de baignoire 4 perçages avec inverseur 2 voies et bec | 4-Loch Badewannenmischarmatur mit 2 Weg- Umsteller und Auslauf | Grupo monomando para borde de bañera de 4 agujeros con desviador de 2 vías y caño de llenado

COD.	SATINATO BRUSHED	LUCIDO POLISHED	BLACK LUXURY
50130502	1729	1979	2767

Portata max a 3 bar LT/M 26 (uscita libera) | Maximum flow rate at 3 bar l/m 26 | Maximale Durchflussmenge bei 3 bar l/m 26 | Débit maximum à 3 bar l/m 26 | Caudal máximo a 3 bar l/m 26

Gruppo bordo vasca 4 fori con deviatore 2 vie e bocca di erogazione



4 holes bathtub mixer group with 2 ways diverter and spout | Mitigeur de baignoire 4 perçages avec inverseur 2 voies et bec | 4-Loch Badewannenmischarmatur mit 2 Weg- Umsteller und Auslauf | Grupo monomando para borde de bañera de 4 agujeros con desviador de 2 vías y caño de llenado

COD.	SATINATO BRUSHED	LUCIDO POLISHED	BLACK LUXURY
50130505	1896	2145	2934

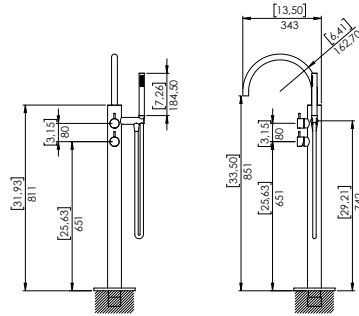
Portata max a 3 bar LT/M 26 (uscita libera) | Maximum flow rate at 3 bar l/m 26 | Maximale Durchflussmenge bei 3 bar l/m 26 | Débit maximum à 3 bar l/m 26 | Caudal máximo a 3 bar l/m 26 |

Miscelatori Mae

Mae faucets | Mitigeurs Mae | Armaturen Mae | Monomandos Mae

Acciaio Inox AISI 316L
Stainless steel AISI 316L
Acier Inox Aisi 316L
Edelsthal Aisi 316L
Acero Inox Aisi 316L

Piantana vasca a pavimento con doccetta



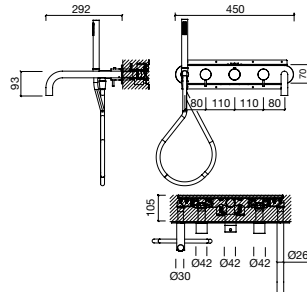
Floor-standing bathtub mixer with hand shower | Mitigeur baignoire installation au sol avec douchette | Wannenmischer bodenstehend mit Handbrause | Monomando a suelo para bañera con teleducha

COD.	SATINATO BRUSHED	LUCIDO POLISHED	BLACK LUXURY
50130503	4574	4973	7317

Portata max a 3 bar LT/M 26 (uscita libera) | Maximum flow rate at 3 bar l/m 26 | Maximale Durchflussmenge bei 3 bar l/m 26 | Débit maximum à 3 bar l/m 26 | Caudal máximo a 3 bar l/m 26

Gruppo incasso termostatico vasca, collettore 2 vie, bocca di erogazione, doccino cilindrico e flessibile (L 150 cm)

Thermostatic built-in bath mixer group 2 ways manifold, spout, flexible and cylindrical hand shower (L 150 cm) | Mitigeur thermostatique intégré pour baignoire, collecteur 2 voies, bec, douchette flexible et bec long (L 150 cm) | Thermostatischer Einbau-Wannenmischer 2-Weg-Verteiler, Auslauf, flexible und zylindrische Handbrause (L 150 cm) | Grupo de mezclador termostático empotrado para bañera, 2 vías, caño de llenado, teleducha cilíndrica y flexo (L 150 cm)



Parte estetica | External part

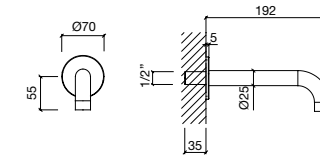
COD.	SATINATO BRUSHED	LUCIDO POLISHED	BLACK LUXURY
50130506	1001	1115	1530

Parte incasso | Built-in part

COD.	SATINATO BRUSHED	LUCIDO POLISHED	BLACK LUXURY
50130717	1164	1346	1862

Portata max a 3 bar LT/M 26 (uscita libera) | Maximum flow rate at 3 bar l/m 26 | Maximale Durchflussmenge bei 3 bar l/m 26 | Débit maximum à 3 bar l/m 26 | Caudal máximo a 3 bar l/m 26

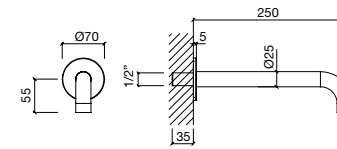
Bocca vasca a parete L=192 mm



Built-in bathtub spout L = 192 mm | Bec baignoire fixation au mur L = V mm | Badewanne Wandeinlauf W = 192 mm | Grifo bañera de pared L = 192 mm

COD.	SATINATO BRUSHED	LUCIDO POLISHED	BLACK LUXURY
50130507	332	349	532

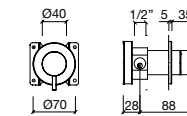
Bocca vasca a parete L=250 mm



Built-in bathtub spout L = 250 mm | Bec baignoire fixation au mur L = 250 mm | Badewanne Wandeinlauf W = 250 mm | Grifo bañera de pared L = 250 mm

COD.	SATINATO BRUSHED	LUCIDO POLISHED	BLACK LUXURY
50130508	365	382	585

Miscelatore incasso monocomando



Wall-mounted remote mixer control | Mitigeur de lavabo encastré | Wandeinbau-Waschtischmischer | Mezclador para lavabo empotrado

Parte estetica | External part

COD.	SATINATO BRUSHED	LUCIDO POLISHED	BLACK LUXURY
50130119	174	223	279

Parte incasso | Built-in part

COD.	SATINATO BRUSHED	LUCIDO POLISHED	BLACK LUXURY
50130701	265	298	426

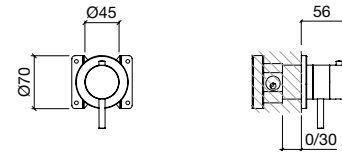
Portata max a 3 bar LT/M 26 (uscita libera) | Maximum flow rate at 3 bar l/m 26 | Maximale Durchflussmenge bei 3 bar l/m 26 | Débit maximum à 3 bar l/m 26 | Caudal máximo a 3 bar l/m 26

Miscelatori Mae

Mae faucets | Mitigeurs Mae | Armaturen Mae | Monomandos Mae

Acciaio Inox AISI 316L
Stainless steel AISI 316L
Acier Inox Aisi 316L
Edelsthal Aisi 316L
Acero Inox Aisi 316L

Miscelatore incasso termostatico con regolatore di portata



Built-in thermostatic mixer with flow capacity regulation | Mitigeur thermostatique encastré avec contrôle de flux | Thermostatischer Wandmischer mit Durchflussmengenregelung | Grupo de mezclador termostático con regulacion de caudal

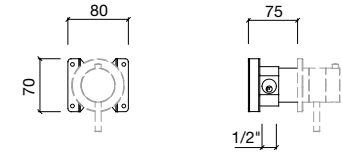
Parte estetica | External part

COD.	SATINATO BRUSHED	LUCIDO POLISHED	BLACK LUXURY
50130120	290	374	465

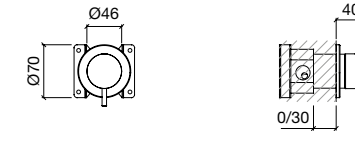
Parte incasso | Built-in part

COD.	SATINATO BRUSHED	LUCIDO POLISHED	BLACK LUXURY
50130702	431	548	691

Portata max a 3 bar LT/M 26 (uscita libera) | Maximum flow rate at 3 bar l/m 26 | Maximale Durchflussmenge bei 3 bar l/m 26 | Débit maximum à 3 bar l/m 26 | Caudal máximo a 3 bar l/m 26



Comando deviatore incasso 3 vie



Built-in 3 ways diverter | Déviateur encastré 3 voies | 3 Weg- Einbaumsteller | Desviador encastre de 3 vías

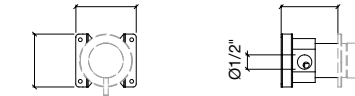
Parte estetica | External part

COD.	SATINATO BRUSHED	LUCIDO POLISHED	BLACK LUXURY
50130122	208	257	332

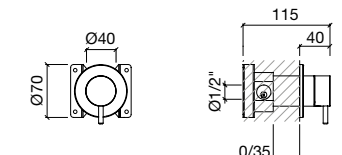
Parte incasso | Built-in part

COD.	SATINATO BRUSHED	LUCIDO POLISHED	BLACK LUXURY
50130704	307	332	492

Portata max a 3 bar LT/M 26 (uscita libera) | Maximum flow rate at 3 bar l/m 26 | Maximale Durchflussmenge bei 3 bar l/m 26 | Débit maximum à 3 bar l/m 26 | Caudal máximo a 3 bar l/m 26



Comando deviatore incasso 2 vie



Built-in 2 ways diverter | Déviateur encastré 2 voies | 2 Weg- Einbaumsteller | Desviador encastre de 2 vías

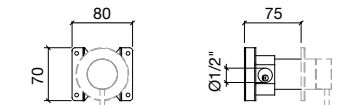
Parte estetica | External part

COD.	SATINATO BRUSHED	LUCIDO POLISHED	BLACK LUXURY
50130121	199	241	318

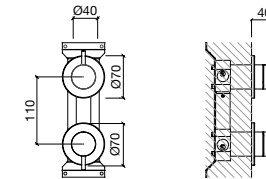
Parte incasso | Built-in part

COD.	SATINATO BRUSHED	LUCIDO POLISHED	BLACK LUXURY
50130703	290	316	465

Portata max a 3 bar LT/M 26 (uscita libera) | Maximum flow rate at 3 bar l/m 26 | Maximale Durchflussmenge bei 3 bar l/m 26 | Débit maximum à 3 bar l/m 26 | Caudal máximo a 3 bar l/m 26



Gruppo doccia incasso con deviatore 2 vie



Built-in shower mixer with 2 ways diverter | Mitigeur de douche intégré avec inverseur 2 voies | Einbau-Duschsäule mit 2 Weg Umsteller | Mezclador de ducha encastre con desviador de 2 vías

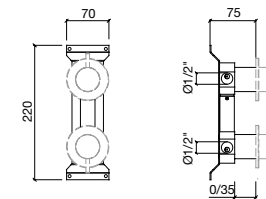
Parte estetica | External part

COD.	SATINATO BRUSHED	LUCIDO POLISHED	BLACK LUXURY
50130123	382	473	612

Parte incasso | Built-in part

COD.	SATINATO BRUSHED	LUCIDO POLISHED	BLACK LUXURY
50130705	557	615	891

Portata max a 3 bar LT/M 26 (uscita libera) | Maximum flow rate at 3 bar l/m 26 | Maximale Durchflussmenge bei 3 bar l/m 26 | Débit maximum à 3 bar l/m 26 | Caudal máximo a 3 bar l/m 26



Miscelatori Mae

Mae faucets | Mitigeurs Mae | Armaturen Mae | Monomandos Mae

Acciaio Inox AISI 316L
Stainless steel AISI 316L
Acier Inox Aisi 316L
Edelsthal Aisi 316L
Acero Inox Aisi 316L

Gruppo doccia incasso con deviatore 3 vie

Built-in shower mixer with 3 ways diverter | Mitigeur de douche intégré avec inverseur 3 voies | Einbau-Duschsäule mit 3 Weg Umsteller | Mezclador de ducha encastre con desviador de 3 vías

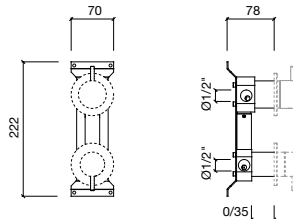

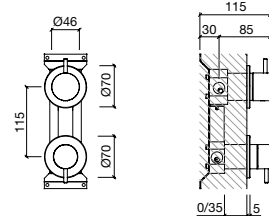
Parte estetica | External part

COD.	SATINATO BRUSHED	LUCIDO POLISHED	BLACK LUXURY
50130124	573	631	917

Parte incasso | Built-in part

COD.	SATINATO BRUSHED	LUCIDO POLISHED	BLACK LUXURY
50130706	399	491	638

Portata max a 3 bar LT/M 26 (uscita libera) | Maximum flow rate at 3 bar l/m 26 | Maximale Durchflussmenge bei 3 bar l/m 26 | Débit maximum à 3 bar l/m 26 | Caudal máximo a 3 bar l/m 26



Gruppo doccia incasso termostatico coassiale con regolatore di portata e deviatore 3 vie

Coaxial thermostatic built-in shower mixer with flow capacity regulation and 3 ways diverter | Mitigeur de douche thermostatique coaxial intégré avec régulation de capacité d'écoulement et inverseur 3 voies | Thermostat Einbau-Duschsäule mit Durchflussmengenregelung und 3 Weg Umsteller | Mezclador de ducha termostático coaxial de encastre con regulación de caudal y desviador de 3 vías

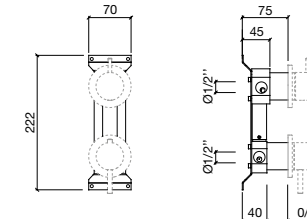
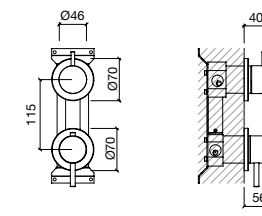
Parte estetica | External part

COD.	SATINATO BRUSHED	LUCIDO POLISHED	BLACK LUXURY
50130126	506	639	812

Parte incasso | Built-in part

COD.	SATINATO BRUSHED	LUCIDO POLISHED	BLACK LUXURY
50130708	732	881	1170

Portata max a 3 bar LT/M 26 (uscita libera) | Maximum flow rate at 3 bar l/m 26 | Maximale Durchflussmenge bei 3 bar l/m 26 | Débit maximum à 3 bar l/m 26 | Caudal máximo a 3 bar l/m 26



Gruppo doccia incasso termostatico coassiale con regolatore di portata e deviatore 2 vie

Coaxial thermostatic built-in shower mixer with flow capacity regulation and 2 ways diverter | Mitigeur de douche thermostatique coaxial intégré avec régulation de capacité d'écoulement et inverseur 2 voies | Thermostat Einbau-Duschsäule mit Durchflussmengenregelung und 2 Weg Umsteller | Mezclador de ducha termostático coaxial de encastre con regulación de caudal y desviador de 2 vías

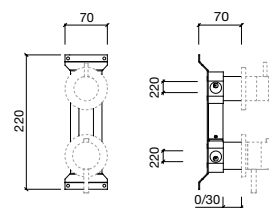
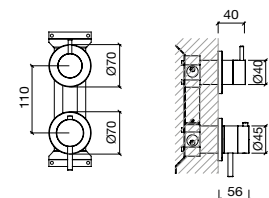
Parte estetica | External part

COD.	SATINATO BRUSHED	LUCIDO POLISHED	BLACK LUXURY
50130125	498	624	798

Parte incasso | Built-in part

COD.	SATINATO BRUSHED	LUCIDO POLISHED	BLACK LUXURY
50130707	723	865	1157

Portata max a 3 bar LT/M 26 (uscita libera) | Maximum flow rate at 3 bar l/m 26 | Maximale Durchflussmenge bei 3 bar l/m 26 | Débit maximum à 3 bar l/m 26 | Caudal máximo a 3 bar l/m 26



Rubinetto di arresto incasso - raccordo 3/4"

Built-in stop valve - 3/4" connection | Einbau-Absperrventil - Verbindung 3/4" | Robinet d'arrêt encastré - connexion 3/4" | llave de paso enotrada - conexion 3/4"

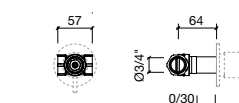
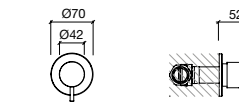
Parte estetica | External part

COD.	SATINATO BRUSHED	LUCIDO POLISHED	BLACK LUXURY
50130127	119	223	318

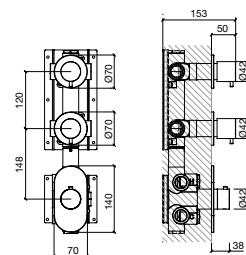
Parte incasso | Built-in part

COD.	EURO
50130709	607

Portata max a 3 bar LT/M 26 (uscita libera) | Maximum flow rate at 3 bar l/m 26 | Maximale Durchflussmenge bei 3 bar l/m 26 | Débit maximum à 3 bar l/m 26 | Caudal máximo a 3 bar l/m 26



Gruppo incasso termostatico con collettore 2 vie - raccordo 3/4"



Thermostatic built-in mixer group 2 ways manifold - 3/4" connection | Mitigeur thermostatique intégré 2 voies collecteur - connexion 3/4" | Thermostatischer Wannenmische 2-Wege-Verteiler - Verbindung 3/4" | Grupo de mezclador termostático empotrado 2 vías - conexión 3/4"

Parte estetica | External part

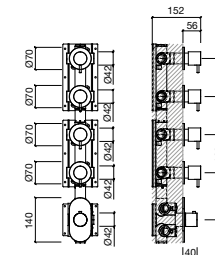
COD.	SATINATO BRUSHED	LUCIDO POLISHED	BLACK LUXURY
50130128	607	658	925

Parte incasso | Built-in part

COD.	SATINATO BRUSHED	LUCIDO POLISHED	BLACK LUXURY
50130710	1031	1097	1649

Portata max a 3 bar LT/M 26 (uscita libera) | Maximum flow rate at 3 bar l/m 26 | Maximale Durchflussmenge bei 3 bar l/m 26 | Débit maximum à 3 bar l/m 26 | Caudal máximo a 3 bar l/m 26

Gruppo incasso termostatico con collettore 4 vie - raccordo 3/4"



Thermostatic built-in mixer group 4 ways manifold - 3/4" connection | Mitigeur thermostatique intégré 4 voies collecteur - connexion 3/4" | Thermostatischer Wannenmische 4-Wege-Verteiler - Verbindung 3/4" | Grupo de mezclador termostático empotrado 4 vías - conexión 3/4"

Parte estetica | External part

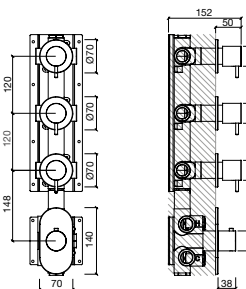
COD.	SATINATO BRUSHED	LUCIDO POLISHED	BLACK LUXURY
50130130	956	1089	1530

Parte incasso | Built-in part

COD.	SATINATO BRUSHED	LUCIDO POLISHED	BLACK LUXURY
50130712	1613	1713	2581

Portata max a 3 bar LT/M 26 (uscita libera) | Maximum flow rate at 3 bar l/m 26 | Maximale Durchflussmenge bei 3 bar l/m 26 | Débit maximum à 3 bar l/m 26 | Caudal máximo a 3 bar l/m 26

Gruppo incasso termostatico con collettore 3 vie - raccordo 3/4"



Thermostatic built-in mixer group 3 ways manifold - 3/4" connection | Mitigeur thermostatique intégré 3 voies collecteur - connexion 3/4" | Thermostatischer Wannenmische 3-Wege-Verteiler - Verbindung 3/4" | Grupo de mezclador termostático empotrado 3 vías - conexión 3/4"

Parte estetica | External part

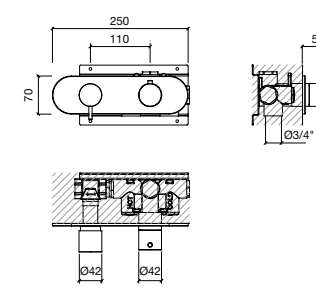
COD.	SATINATO BRUSHED	LUCIDO POLISHED	BLACK LUXURY
50130129	765	865	1224

Parte incasso | Built-in part

COD.	SATINATO BRUSHED	LUCIDO POLISHED	BLACK LUXURY
50130711	1288	1372	2063

Portata max a 3 bar LT/M 26 (uscita libera) | Maximum flow rate at 3 bar l/m 26 | Maximale Durchflussmenge bei 3 bar l/m 26 | Débit maximum à 3 bar l/m 26 | Caudal máximo a 3 bar l/m 26

Miscelatore incasso termostatico con rubinetto di chiusura - raccordo 3/4"



Thermostatic built-in mixer with stop valve - 3/4" connection | Mitigeur thermostatique intégré avec robinet d'arrêt - connexion 3/4" | Thermostat Einbauschventil mit Absperrhahn - Verbindung 3/4" | Grupo de mezclador termostático empotrado con llave de paso - conexión 3/4"

Parte estetica | External part

COD.	SATINATO BRUSHED	LUCIDO POLISHED	BLACK LUXURY
50130131	473	540	758

Parte incasso | Built-in part

COD.	SATINATO BRUSHED	LUCIDO POLISHED	BLACK LUXURY
50130713	582	664	931

Portata max a 3 bar LT/M 26 (uscita libera) | Maximum flow rate at 3 bar l/m 26 | Maximale Durchflussmenge bei 3 bar l/m 26 | Débit maximum à 3 bar l/m 26 | Caudal máximo a 3 bar l/m 26

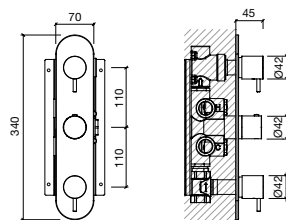
Miscelatori Mae

Mae faucets | Mitigeurs Mae | Armaturen Mae | Monomandos Mae

Acciaio Inox AISI 316L
Stainless steel AISI 316L
Acier Inox Aisi 316L
Edelsthal Aisi 316L
Acero Inox Aisi 316L

Miscelatore incasso termostatico con deviatore 2 vie e rubinetto di chiusura, per un totale di 3 uscite - raccordo 3/4"

Thermostatic built-in mixer with 2 ways diverter and stop valve, for a totale of 3 outlets - 3/4" connection | Mitigeur thermostatique intégré avec inverseur 2 voies et robinet d'arrêt, total 3 sorties - connexion 3/4" | Thermostat Einbauschventil mit 2 Weg Umstellung und AAbsperrventil, für total 3 Ausgängen - Verbindung 3/4" | Grupo de mezclador termostático empotrado con desviador de 2 vías, llave de paso, total 3 salidas - conexión 3/4"



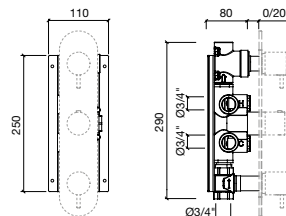
Parte estetica | External part

COD.	SATINATO BRUSHED	LUCIDO POLISHED	BLACK LUXURY
50130132	590	624	944

Parte incasso | Built-in part

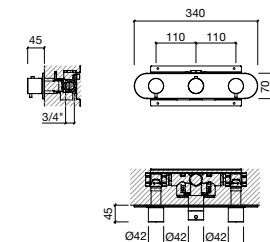
COD.	SATINATO BRUSHED	LUCIDO POLISHED	BLACK LUXURY
50130714	948	1097	1516

Portata max a 3 bar LT/M 26 (uscita libera) | Maximum flow rate at 3 bar l/m 26 | Maximale Durchflussmenge bei 3 bar l/m 26 | Débit maximum à 3 bar l/m 26 | Caudal máximo a 3 bar l/m 26



Miscelatore incasso termostatico con 2 rubinetti di chiusura - raccordo 3/4"

Thermostatic built-in mixer with 2 stop valves - 3/4" connection | Thermostat Einbauschventil mit 2 Absperrhähnen - Verbindung 3/4" | Mitigeur thermostatique intégré avec 2 robinets d'arrêt - connexion 3/4" | Grupo de mezclador termostático empotrado con 2 llaves de paso - conexión 3/4"



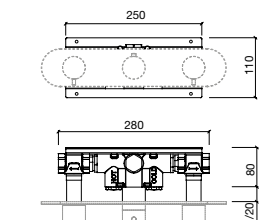
Parte estetica | External part

COD.	SATINATO BRUSHED	LUCIDO POLISHED	BLACK LUXURY
50130133	590	624	944

Parte incasso | Built-in part

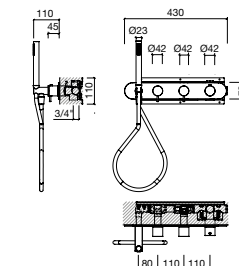
COD.	SATINATO BRUSHED	LUCIDO POLISHED	BLACK LUXURY
50130715	898	1047	1437

Portata max a 3 bar LT/M 26 (uscita libera) | Maximum flow rate at 3 bar l/m 26 | Maximale Durchflussmenge bei 3 bar l/m 26 | Débit maximum à 3 bar l/m 26 | Caudal máximo a 3 bar l/m 26



Gruppo doccia incasso termostatico, collettore 2 vie, rubinetto di chiusura, docciaino e flessibile (150 cm)

Thermostatic built-in mixer group 2 ways manifold, stop valve, flexible handshower (L 150 cm) | Mitigeur thermostatique intégré avec collecteur 2 voies, robinet d'arrêt, douchette flexible (L 150 cm) | Thermostat Einbau-Duschsäule, 2 Ausgängen, Abstellventil, flexible Handbrause (L 150 cm) | Grupo de mezclador termostático empotrado 2 vías, llaves de paso, teleducha flexible (L 150 cm)



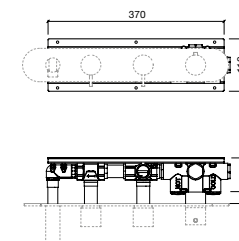
Parte estetica | External part

COD.	SATINATO BRUSHED	LUCIDO POLISHED	BLACK LUXURY
50130134	790	915	1263

Parte incasso | Built-in part

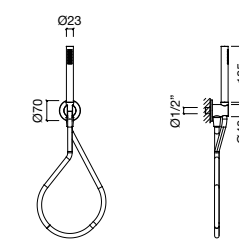
COD.	SATINATO BRUSHED	LUCIDO POLISHED	BLACK LUXURY
50130716	1130	1305	1810

Portata max a 3 bar LT/M 26 (uscita libera) | Maximum flow rate at 3 bar l/m 26 | Maximale Durchflussmenge bei 3 bar l/m 26 | Débit maximum à 3 bar l/m 26 | Caudal máximo a 3 bar l/m 26



Presca acqua con supporto, docciaino slim e flessibile (L 150 cm)

Water connection holder, slim hand shower and flexible hose (L 150 cm) | Raccordement d'eau avec support, douchette fine et flexible (L 150 cm) | Wasseranschluss mit Halter, schlanke Handbrause und flexibler Schlauch (L 150 cm) | Toma de agua con soporte, ducha de mano delgada y flexo (L 150 cm)

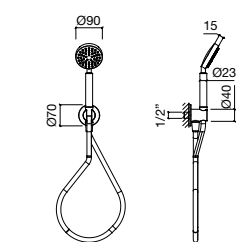


COD.	SATINATO BRUSHED	LUCIDO POLISHED	BLACK LUXURY
50130408	399	440	637

Flessibile a scelta bianco o nero | White or black flexible available | Flexible blanc ou noir disponible | Brauseschlauch weiss oder schwarz wählbar | Tubo flexible disponible en blanco o negro | Flessibile a scelta bianco o nero

Presca acqua con supporto, docciaino Ø 90 e flessibile (L 150 cm)

Water connection holder, hand shower Ø 90 mm and flexible hose (L 150 cm) | Raccordement d'eau avec support, douchette Ø 90 mm et flexible (L 150 cm) | Wasseranschluss mit Halter, Handbrause Ø 90 mm und flexibler Schlauch (L 150 cm) | Toma de agua con soporte, ducha de mano Ø 90 mm y flexo (L 150 cm)



COD.	SATINATO BRUSHED	LUCIDO POLISHED	BLACK LUXURY
50130409	507	540	811

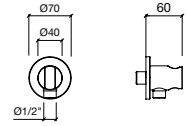
Flessibile a scelta bianco o nero | White or black flexible available | Flexible blanc ou noir disponible | Brauseschlauch weiss oder schwarz wählbar | Tubo flexible disponible en blanco o negro | Flessibile a scelta bianco o nero

Miscelatori Mae

Acciaio Inox AISI 316L
Stainless steel AISI 316L
Acier Inox Aisi 316L
Edelsthal Aisi 316L
Acero Inox Aisi 316L

Mae faucets | Mitigeurs Mae | Armaturen Mae | Monomandos Mae

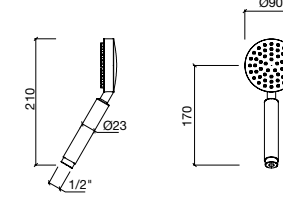
Presacqua con supporto doccia



Water connection with hand shower holder | Raccordement d'eau avec support de douchette | Wasseranschluss mit Halter für Handbrause | Toma de agua con soporte de ducha de mano

COD.	SATINATO BRUSHED	LUCIDO POLISHED	BLACK LUXURY
50130403	249	257	399

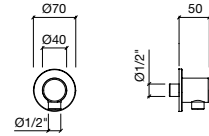
Doccino monogetto Ø 90 mm



Single jet hand shower Ø 90 mm | Douche monojet Ø 90 mm | Dusche monojet Ø 90 mm | Ducha de chorro Ø 90 mm

COD.	SATINATO BRUSHED	LUCIDO POLISHED	BLACK LUXURY
50130406	216	233	347

Presacqua



Water connection | accordement d'eau | Wasseranschluss | Toma de agua

COD.	SATINATO BRUSHED	LUCIDO POLISHED	BLACK LUXURY
50130402	199	216	318

Flessibile 150 cm

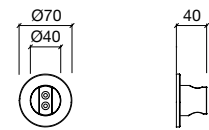


Flexible hose 150 cm | Tuyau flexible cm 150 | Flexibler Schlauch 150 cm | Flexo de 150 cm

COD.	SATINATO BRUSHED	LUCIDO POLISHED	BLACK LUXURY
50130407	41	50	64

Flessibile a scelta bianco o nero | White or black flexible available | Flexible blanc ou noir disponible | Brauseschlauch weiss oder schwarz wählbar | Tubo flexible disponible en blanco o negro | Flessibile a scelta bianco o nero

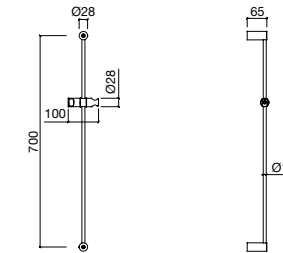
Supporto per doccia



Hand shower holder | Support de douchette | Handbrausenhalter | Soporte de teleducha

COD.	SATINATO BRUSHED	LUCIDO POLISHED	BLACK LUXURY
50130404	227	241	364

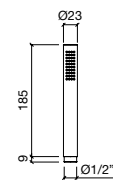

Asta saliscendi



Sliding bar | Barre de douche | Duschgleitstange | Barra de Ducha

COD.	SATINATO BRUSHED	LUCIDO POLISHED	BLACK LUXURY
50130401	382	449	612

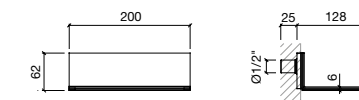
Doccino monogetto slim



Single jet hand shower Ø 90 mm | Douche monojet Ø 90 mm | Dusche monojet Ø 90 mm | Ducha de chorro Ø 90 mm

COD.	SATINATO BRUSHED	LUCIDO POLISHED	BLACK LUXURY
50130405	108	132	173

Bocca a cascata a parete



Wall mounted waterfall | Cascade à pari | Wand Wasserfall- Einlauf | Cascada a pared

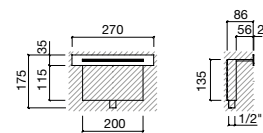
COD.	SATINATO BRUSHED	LUCIDO POLISHED
50130601	931	985

Miscelatori Mae

Mae faucets | Mitigeurs Mae | Armaturen Mae | Monomandos Mae

Acciaio Inox AISI 316L
Stainless steel AISI 316L
Acier Inox Aisi 316L
Edelsthal Aisi 316L
Acero Inox Aisi 316L

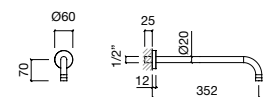
Bocca a cascata incasso



Built-in waterfall | Cascade à paroi encastrée | Wand Wasserfall | Cascada a pared empotrada

COD.	SATINATO BRUSHED	LUCIDO POLISHED
50130602	631	695

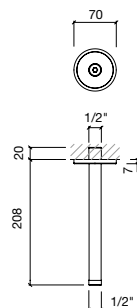
Braccio per soffione doccia a parete



Wall mounted shower arm | Bras de douche mural | Duscharm für Kopfbrause an Wand | Brazo de ducha a pared

COD.	SATINATO BRUSHED	LUCIDO POLISHED	BLACK LUXURY
50130201	166	174	265

Braccio per soffione doccia a soffitto



Ceiling mounted shower arm | Bras de douche de plafond | Duscharm für Kopfbrause an Decke | Brazo de ducha a techo

COD.	SATINATO BRUSHED	LUCIDO POLISHED	BLACK LUXURY
50130202	199	216	318

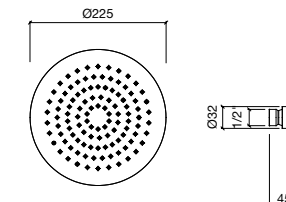
OPTIONAL: Kit di rinforzo per braccio doccia



Kit di rinforzo per braccio doccia | Kit renfort pour bras de douche | Reinforce kit for shower arm | Verstärkungssatz für Duscharm | Kit de refuerzo para brazo de ducha

COD.	EURO
50130203	18

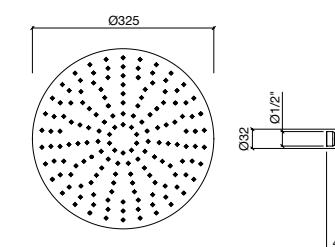
Soffione tondo ispezionabile Ø 225 mm



Inspectionable round shower head Ø 225 mm | Tête de douche ronde inspectionable Ø 225 mm | Kopfbrause rund Ø 225 mm, prüfbar | Rociador redondo inspeccionable Ø 225 mm

COD.	SATINATO BRUSHED	LUCIDO POLISHED	BLACK LUXURY
50130204	257	283	411

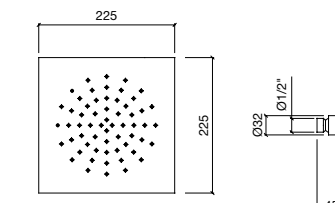
Soffione tondo ispezionabile Ø 325 mm



Inspectionable round shower head Ø 325 mm | Tête de douche ronde inspectionable Ø 325 mm | Kopfbrause rund Ø 325 mm, prüfbar | Rociador redondo inspeccionable Ø 325 mm

COD.	SATINATO BRUSHED	LUCIDO POLISHED	BLACK LUXURY
50130205	374	416	597

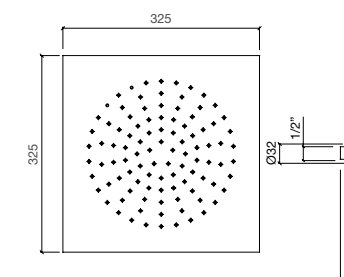
Soffione quadro ispezionabile 225x225 mm



Inspectionable squared shower head 225x225 mm | Tête de douche carrée inspectionable 225x225 mm | Kopfbrause rechteckig 225x225 mm, prüfbar | Rociador cuadrado inspeccionable 225x225 mm

COD.	SATINATO BRUSHED	LUCIDO POLISHED	BLACK LUXURY
50130206	283	316	452

Soffione quadro ispezionabile 325x325 mm



Inspectionable squared shower head 325x325 mm | Tête de douche carrée inspectionable 325x325 mm | Kopfbrause rechteckig 325x325 mm, prüfbar | Rociador cuadrado inspeccionable 325x325 mm

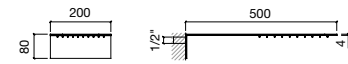
COD.	SATINATO BRUSHED	LUCIDO POLISHED	BLACK LUXURY
50130207	424	465	679

Miscelatori Mae

Mae faucets | Mitigeurs Mae | Armaturen Mae | Monomandos Mae

Acciaio Inox AISI 316L
Stainless steel AISI 316L
Acier Inox Aisi 316L
Edelsthal Aisi 316L
Acero Inox Aisi 316L

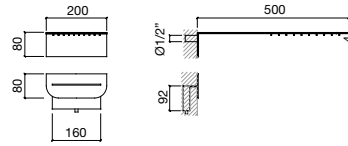

Soffione rettangolo a parete



Rectangular wall shower head | Tête de douche rectangulaire murale | Wand-Duschbause rechteckig | Rociador rectangular a pared

COD.	SATINATO BRUSHED	LUCIDO POLISHED
50130208	1375	1513

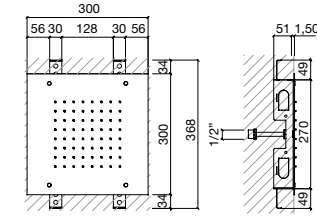

Soffione rettangolo a parete con cascata



Rectangular wall shower head with cascade | Tête de douche rectangulaire murale avec cascade | Wand-Duschbause mit Wasserfall rechteckig | Rociador rectangular a pared con cascada

COD.	SATINATO BRUSHED	LUCIDO POLISHED
50130209	2063	2229

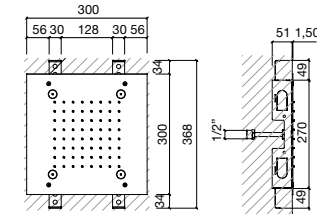

Piastra inox 300x300 mm



Stainless steel ceiling plate 300x300 mm | Ciel de pluie inox 300x300 mm | Edelstahl Regenpaneel 300x300 mm | Panel de lluvia acero inox 300x300 mm

COD.	SATINATO BRUSHED	LUCIDO POLISHED	BLACK LUXURY
50140201	1224	1263	1957

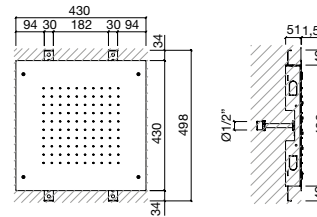

Piastra inox 300x300 mm con nebulizzatori



Stainless steel ceiling plate 300x300 mm with nebulizers | Ciel de pluie inox 300x300 mm avec brumisateurs d'eau | Edelstahl Regenpaneel 300x300 mm mit Wasser Nebeldüsen | Panel de lluvia acero inox 300x300 mm Atomizador de niebla de agua

COD.	SATINATO BRUSHED	LUCIDO POLISHED	BLACK LUXURY
50140202	1530	1596	2449

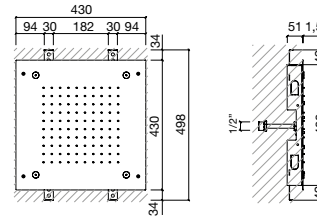

Piastra inox 430x430 mm



Stainless steel ceiling plate 430x430 mm | Ciel de pluie inox 430x430 mm | Edelstahl Regenpaneel 430x430 mm | Panel de lluvia acero inox 430x430 mm

COD.	SATINATO BRUSHED	LUCIDO POLISHED	BLACK LUXURY
50140203	1317	1397	2108

Piastra inox 430x430 mm con nebulizzatori



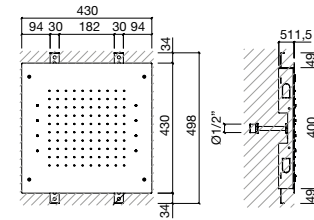

Stainless steel ceiling plate 430x430 mm with nebulizers | Ciel de pluie inox 430x430 mm avec brumisateurs d'eau | Edelstahl Regenpaneel 430x430 mm mit Wasser Nebeldüsen | Panel de lluvia acero inox 430x430 mm con atomizador de niebla de agua

COD.	SATINATO BRUSHED	LUCIDO POLISHED	BLACK LUXURY
50140204	1596	1676	2554

Miscelatori Mae Wellness

Mae Wellness faucets | Mitigeurs Mae Wellness | Armaturen Mae Wellness | Monomandos Mae Wellness

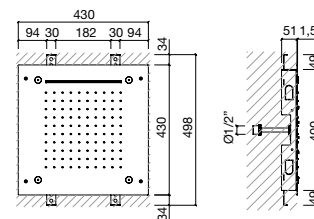

Piastra inox 430x430 mm con cromoterapia con comando



S. steel ceiling plate 430x430 mm with chromotherapy and touch remote control | Ciel de pluie inox 430x430 mm avec chromothérapie et commande à distance touch | Edelstahl Regenpaneel 430x430 mm mit Farbtherapie und Touch Fernbedienung | Panel de lluvia acero inox 430x430 mm con cromoterapia y control remoto táctil

COD.	SATINATO BRUSHED	LUCIDO POLISHED	BLACK LUXURY
50140205	3458	3659	5534

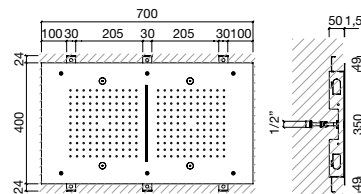

Piastra inox 430x430 mm con cascata e nebulizzatori



Stainless steel ceiling plate 430x430 mm with cascade and nebulizers | Ciel de pluie inox 430x430 mm avec cascade et brumisateurs d'eau | Edelstahl Regenpaneel 430x430 mm mit Wasserfall und Wasser Nebeldüsen | Panel de lluvia acero inox 430x430 mm con cascada y atomizador de niebla de agua

COD.	SATINATO BRUSHED	LUCIDO POLISHED	BLACK LUXURY
50140206	1988	2059	3179

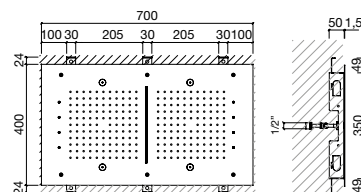

Piastra inox 700x400 mm con cascata e nebulizzatori



Stainless steel ceiling plate 700x400mm with cascade and nebulizers | Ciel de pluie inox 700x400mm avec cascade et brumisateurs d'eau | Edelstahl Regenpaneel 700x400mm mit Wasserfall und Wasser Nebeldüsen | Panel de lluvia acero inox 700x400mm con cascada y atomizador de niebla de agua

COD.	SATINATO BRUSHED	LUCIDO POLISHED	BLACK LUXURY
50140207	2059	2191	3292

Piastra inox 700x400 mm con cascata, cromoterapia e nebulizzatori



Stainless steel ceiling plate 700x400mm with cascade, chromotherapy and nebulizers | Ciel de pluie inox 700x400mm avec cascade, chromothérapie et brumisateurs d'eau | Edelstahl Regenpaneel 700x400mm mit Wasserfall, Farbtherapie und Wasser Nebeldüsen | Panel de lluvia acero inox 700x400mm con cascada, cromoterapia y atomizador de niebla de agua

COD.	SATINATO BRUSHED	LUCIDO POLISHED	BLACK LUXURY
50140208	4934	5207	7895

Pilette

Pilette | Drains | Bondes | Ablaufgarnitur | Desagüe

Piletta scarico libero Universale da 1" 1/4



Universal free flow basin drain 1" 1/4 | Bonde universelle à écoulement libre 1" 1/4 | Ablaufgarnitur universal "freilauf" von 1" 1/4 | Desagüe libre universal lavabo 1" 1/4

COD.	CROMO CHROME	INOX SPAZZOLATO BRUSHED STEEL
920101	57	76

Piletta "Click Clack" Universale da 1" 1/4



Universal "click-clack" basin drain 1" 1/4 | Bonde universelle "click-clack" 1" 1/4 | Ablaufgarnitur universal "click-clack" von 1" 1/4 | Desagüe universal "click-clack" 1" 1/4

COD.	CROMO CHROME	INOX SPAZZOLATO BRUSHED STEEL
920102	58	65

Piletta scarico libero Universale da 1" 1/4



Universal free flow basin drain 1" 1/4 | Bonde universelle à écoulement libre 1" 1/4 | Ablaufgarnitur universal "freilauf" von 1" 1/4 | Válvula de lavabo Desagüe libre universal 1" 1/4

COD.	CORIAN GLACIER WHITE	CORIAN COLORE / COLOR	Korakril PURE WHITE	Korakril COLORE / COLOR	Korakril BLEND ICE WHITE	KORAKRIL STONE	SHARK WHITE	SHARK COLORE / COLOR
920105	76	92	76	76	92	76	76	92

Piletta "Click Clack" Universale da 1" 1/4



Universal "click-clack" basin drain 1" 1/4 | Bonde universelle "click-clack" 1" 1/4 | Ablaufgarnitur universal "click-clack" von 1" 1/4 | Válvula de lavabo Desagüe universal "click-clack" 1" 1/4

COD.	CORIAN GLACIER WHITE	CORIAN COLORE / COLOR	Korakril PURE WHITE	Korakril COLORE / COLOR	Korakril BLEND ICE WHITE	KORAKRIL STONE	SHARK WHITE	SHARK COLORE / COLOR
920106	92	109	92	109	92	92	92	109

Piletta scarico libero Universale



Universal free flow basin drain | Bonde universelle à écoulement libre | Ablaufgarnitur universal "freilauf" von | Válvula de lavabo Desagüe libre universal

COD.	CROMO CHROME	BIANCO OPACO WHITE MATT	NERO OPACO BLACK MATT	RAME SATINATO SATIN COPPER
920109	86	119	119	119

Sifoni

Siphon | Siphons | Siphon | Sifon

Sifone minimale rotondo da 1" 1/4

Round minimal siphon 1" 1/4 | Siphon minimal Rond 1" 1/4 | Siphon rund 1"1/4 | Sifón redondo 1"1/4



COD.	CROMO CHROME	INOX SPAZZOLATO BRUSHED STEEL	BIANCO WHITE	NERO BLACK	RAME SATINATO SATIN COPPER
920002	122	289	178	178	178

Sifone alto salvaspazio

High Space-saving siphon | Siphon haut gain de place | Platzsparender Siphon | Sifón alto salvaespacio



COD.	CROMO CHROME	INOX SPAZZOLATO BRUSHED STEEL
920004	185	294

Sifone salvaspazio Mini

Space-saving siphon | Siphon gain de place | Platzsparender Siphon | Sifón salvaespacio



COD.	CROMO CHROME	INOX SPAZZOLATO BRUSHED STEEL
920005	227	367

Sifone parete - pavimento

Siphon wall-floor | Siphon paroi-au sol | Siphon Wand-Boden | Sifón pared-suelo



COD.	EURO
920006	110

ACCESSORI

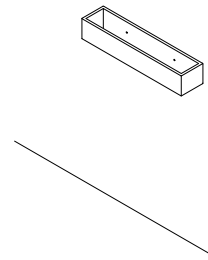
Accessories | Accessoires | Zubehör | Accesorios

- 212 **Accessori**
Accessories | Accessoires | Zubehör | Accesorios
- 216 **Accessori Stone**
Stone accessories | Accessoires Stone | Stone Zubehör | Accesorios Stone
- 220 **Accessori Moon**
Moon accessories | Accessoires Moon | Moon Zubehör | Accesorios Moon
- 225 **Accessori Minimal**
Minimal accessories | Accessoires Minimal | Minimal Zubehör | Accesorios Minimal
- 227 **Accessori gel**
Gel accessories | Accessoires Gel | Gel Zubehör | Accesorios Gel
- 228 **Sgabelli e panche**
Stools and benches | Tabourettes et bancs | Hocker und Bänkechen | Tabiretes y banquetas
- 229 **Kit allestimento**
Styling kit | Set préparation | Kit Styling | Kit de presentación

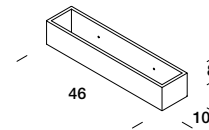
Accessori

Accessories | Accessoires | Zubehör | Accesorios

Portasalviette a parete in Corian®

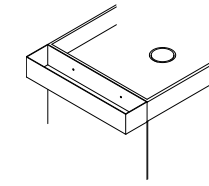


Wall mounted Corian® towel rail | Porte serviette mural en Corian® | Hantuchhalter aus Corian® an Wand | Toallero en Corian® a pared

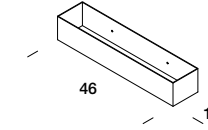


L	COD.	GLACIER WHITE	BONE SILVER GRAY	NEUTRAL CONCRETE CARBON CONCRETE CLAY DEEP CLOUD	GREYLITE DUNE PRIMA ASH AGGREGATE CARBON AGGREGATE PEBBLE TERRAZZO	DEEP NOCTURNE	
46	18" 1/8	90001001	307	362	421	428	498

Portasalviette per lavabo in Lamiera

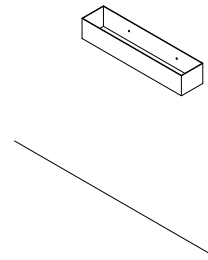


Metal towel rail for basin | Porte serviette en métal pour lavabo | Hantuchhalter aus Metall für Waschbecken | Toallero en metal para lavabo

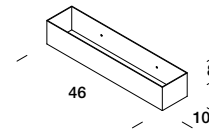


L	COD.	BIANCO O NERO WHITE OR BLACK	MATERICA ROUGH EFFECT	
46	18" 1/8	90001002	208	256

Portasalviette a parete in Lamiera



Wall mounted metal towel rail | Porte-serviette mural en métal | Hantuchhalter aus Metall an Wand | Toallero en metal a pared



L	COD.	BIANCO O NERO WHITE OR BLACK	MATERICA ROUGH EFFECT	
46	18" 1/8	90001001	189	237

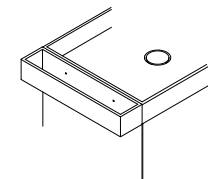
Mensola contenitiva a parete in Corian®



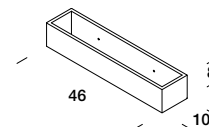
Corian® wall holder shelf | Bac murale en Corian® | Wandregal aus Corian® | Estante a pared en Corian®

L	COD.	GLACIER WHITE	BONE SILVER GRAY	NEUTRAL CONCRETE CARBON CONCRETE CLAY DEEP CLOUD	GREYLITE DUNE PRIMA ASH AGGREGATE CARBON AGGREGATE PEBBLE TERRAZZO	DEEP NOCTURNE	
30	11" 3/4	90018001	303	361	418	426	495

Portasalviette per lavabo in Corian®



Corian® towel rail for basin | Porte-serviette en Corian® pour lavabo | Hantuchhalter aus Corian® für Waschbecken | Toallero en Corian® para lavabo

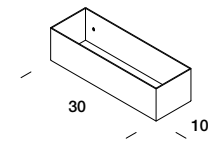


L	COD.	GLACIER WHITE	BONE SILVER GRAY	NEUTRAL CONCRETE CARBON CONCRETE CLAY DEEP CLOUD	GREYLITE DUNE PRIMA ASH AGGREGATE CARBON AGGREGATE PEBBLE TERRAZZO	DEEP NOCTURNE	
46	18" 1/8	90001002	318	373	432	435	501

Mensola contenitiva a parete in Lamiera



Metal wall holder shelf | Étagère murale en métal | Metall Wandhalter Regal | Estante de pared metal

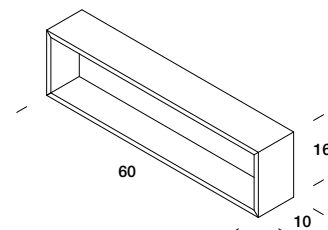


L	COD.	BIANCO O NERO WHITE OR BLACK	MATERICA ROUGH EFFECT	
30	11" 3/4	90018001	207	254

Accessori

Accessories | Accessoires | Zubehör | Accesorios

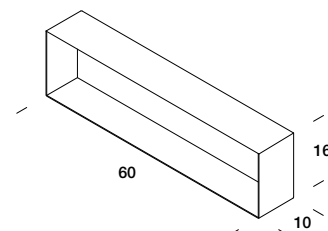
Contenitore porta oggetti a parete in Corian®



Corian® wall holder shelf | Étagère murale Corian® | Corian® Wandhalter Regal | Estante de pared Corian®

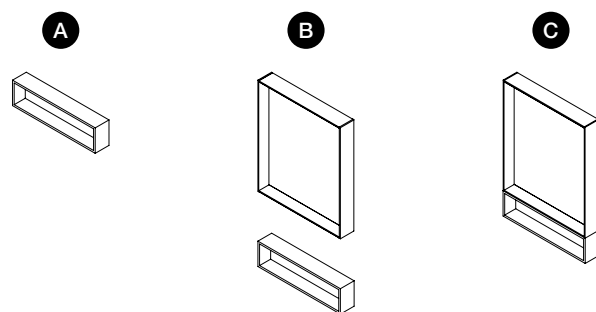
L	COD.	GLACIER WHITE	BONE SILVER GRAY	NEUTRAL CONCRETE CARBON CONCRETE CLAY DEEP CLOUD	GREYLITE DUNE PRIMA ASH AGGREGATE CARBON AGGREGATE PEBBLE TERRAZZO	DEEP NOCTURNE	
60	23" 5/8	90023001	440	513	589	602	642

Contenitore porta oggetti in lamiera



Metal wall holder shelf | Étagère murale en métal | Metall Wandhalter Regal | Estante de pared metal

L	COD.	BIANCO O NERO WHITE OR BLACK	MATERICA ROUGH EFFECT	
60	23" 5/8	90023001	337	414



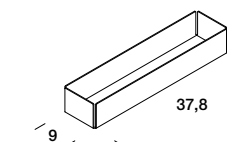
Il contenitore porta oggetti rappresenta un elemento versatile della collezione. Può essere abbinato alle specchiere Carrè e Inside oppure fissato al muro come semplice mensola, singolo o con altri contenitori al fine di creare un sistema contenitivo. | The wall holder shelf represents a versatile element of the collection. It can be combined with Carrè and Inside mirrors or fixed to the wall as a simple shelf, single or with other containers in order to create a storage system | L'étagère murale en métal représente un élément polyvalent de la collection. Il peut être combiné avec les

miroirs Carrè et Inside ou fixé au mur comme une simple étagère, seul ou avec d'autres conteneurs afin de créer un système de stockage. | Diese Ablage/Regal ist ein Element aus der Kollektion Compact Living und kann als Spiegelablage, einfache Wandablage oder als ein fortlaufendes Systemelement integriert werden. | El contenedor porta objetos representa un elemento versátil de la colección. Puede ser combinado al espejo Carrè y Inside o fijado a la pared como simple estante, solo o con otros elementos para crear un sistema contenitivo.

Divisorio interno cassetto



Dividing elements for drawers | Élément de séparation pour tiroirs | Trennelemente für Schubladen | Elementos divisorios para cajones

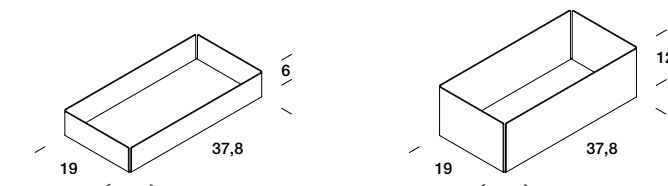


P	H	COD.	LAMIERA VERNICIATA PAINTED METAL		
9	3" 1/2	6	2" 3/8	90031001	61

Divisorio interno cassetto



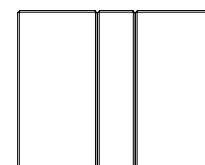
Dividing elements for drawers | Élément de séparation pour tiroirs | Trennelemente für Schubladen | Elementos divisorios para cajones



P	H	COD.	LAMIERA VERNICIATA PAINTED METAL		
19	7" 31/64	6	2" 3/8	90031002	69
19	7" 31/64	12	4" 7/8	90031003	72

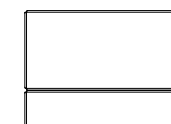
Cassetto P = 46-52 cm

Drawer D = 46-52 cm | Tiroir P = 46-52 cm |
Schublade T = 46-52 cm | Cajón P = 46-52 cm



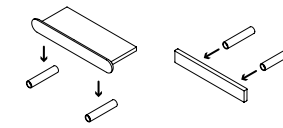
Cassetto P = 36 cm

Drawer D = 36 cm | Tiroir P = 36 cm |
Schublade T = 36 cm | Cajón P = 36 cm



Accessori Stone

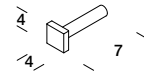
Stone accessories | Accessoires Stone | Stone Zubehör | Accesorios Stone



*Unione degli elementi tramite calamita
Magnet connection of the elements
Union des éléments par aimant
Vereinigung der Elemente mit Magnet
Unión de los elementos mediante imán

Appendino singolo

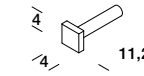
Hook | Crochet | Haken | Percha



L	COD.	GLACIER WHITE	BONE SILVER GRAY	NEUTRAL CONCRETE CARBON CONCRETE CLAY DEEP CLOUD	GREYLITE DUNE PRIMA ASH AGGREGATE CARBON AGGREGATE PEBBLE TERRAZZO	DEEP NOCTURNE	
4	1" 5/8	90T03001	102	109	116	116	133

Porta carta igienica singolo*

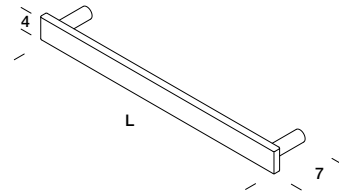
Paper holder | Porte-rouleau | Papierrollenhalter | Soporte papel higiénico



L	COD.	GLACIER WHITE	BONE SILVER GRAY	NEUTRAL CONCRETE CARBON CONCRETE CLAY DEEP CLOUD	GREYLITE DUNE PRIMA ASH AGGREGATE CARBON AGGREGATE PEBBLE TERRAZZO	DEEP NOCTURNE	
4	1" 5/8	90T02001	120	127	133	133	151

Portasalviette

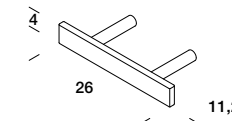
Towel rail | Porte-serviette | Hantuchhalter | Toallero



L	COD.	GLACIER WHITE	BONE SILVER GRAY	NEUTRAL CONCRETE CARBON CONCRETE CLAY DEEP CLOUD	GREYLITE DUNE PRIMA ASH AGGREGATE CARBON AGGREGATE PEBBLE TERRAZZO	DEEP NOCTURNE	
45	17" 3/4	90T01001	188	199	212	212	241
60	23" 5/8	90T01002	191	202	218	218	245

Porta carta igienica multiplo*

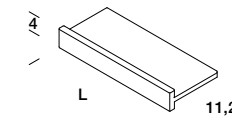
Duble paper holder | Doppelt Papierrollenhalter | Porte-rouleau double Soporte papel higiénico doble



L	COD.	GLACIER WHITE	BONE SILVER GRAY	NEUTRAL CONCRETE CARBON CONCRETE CLAY DEEP CLOUD	GREYLITE DUNE PRIMA ASH AGGREGATE CARBON AGGREGATE PEBBLE TERRAZZO	DEEP NOCTURNE	
26	10" 1/4	90T02002	147	161	175	175	221

Mensola*

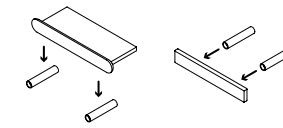
Shelf | Étagère | Boden | Estante



L	COD.	GLACIER WHITE	BONE SILVER GRAY	NEUTRAL CONCRETE CARBON CONCRETE CLAY DEEP CLOUD	GREYLITE DUNE PRIMA ASH AGGREGATE CARBON AGGREGATE PEBBLE TERRAZZO	DEEP NOCTURNE	
26	10" 1/4	90T18001	246	266	289	289	349
45	17" 3/4	90T18002	279	306	341	341	411

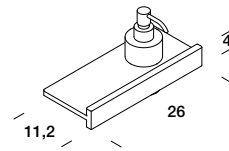
Accessori Stone

Stone accessories | Accessoires Stone | Stone Zubehör | Accesorios Stone



*Unione degli elementi tramite calamita
Magnet connection of the elements
Union des éléments par aimant
Vereinigung der Elemente mit Magnet
Unión de los elementos mediante imán

Mensola con dispenser*

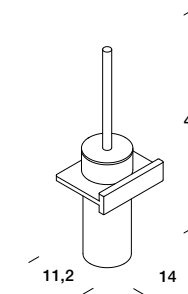


Shelf with dispenser | Étagère avec doseur | Boden mit Dispenser | Estante por dispensador

Beccuccio in acciaio satinato | Spout in stainless brushed steel | Bec en acier satiné | Metallteil aus chrom satiniert | Caño en acero satinado

L	COD.	GLACIER WHITE	BONE SILVER GRAY	NEUTRAL CONCRETE CARBON CONCRETE CLAY DEEP CLOUD	GREYLITE DUNE PRIMA ASH AGGREGATE CARBON AGGREGATE PEBBLE TERRAZZO	DEEP NOCTURNE	
26	10" 1/4	90T29001	460	480	503	503	562

Scopino a parete*

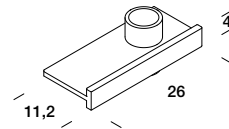


Wall mounted brush holder | Porte balayette murale | Bürstenhalter an Wand | Escobillero a pared

Manico in acciaio satinato | Handle in brushed steel | Poignée en acier satiné | Griff aus chrom satiniert | Mango en acero satinado

H	COD.	GLACIER WHITE	BONE SILVER GRAY	NEUTRAL CONCRETE CARBON CONCRETE CLAY DEEP CLOUD	GREYLITE DUNE PRIMA ASH AGGREGATE CARBON AGGREGATE PEBBLE TERRAZZO	DEEP NOCTURNE	
41	16" 1/8	90T06001	540	559	578	578	638

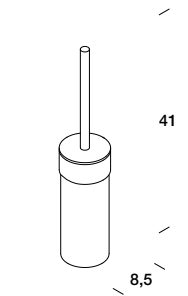
Mensola con bicchiere*



Shelf with glass | Étagère avec verre | Boden mit Becher | Estante con vaso

L	COD.	GLACIER WHITE	BONE SILVER GRAY	NEUTRAL CONCRETE CARBON CONCRETE CLAY DEEP CLOUD	GREYLITE DUNE PRIMA ASH AGGREGATE CARBON AGGREGATE PEBBLE TERRAZZO	DEEP NOCTURNE	
26	10" 1/4	90T28001	338	358	381	381	440

Scopino freestanding

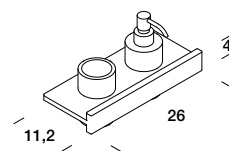


Freestanding brush holder | Porte balayette en ilot | Bürstenhalter | Escobillero

Manico in acciaio satinato | Handle in brushed steel | Poignée en acier satiné | Griff aus chrom satiniert | Mango en acero satinado

H	COD.	PVC BIANCO O NERO PVC BIANCO O NERO	
41	16" 1/8	90006002	271

Mensola con accessori*



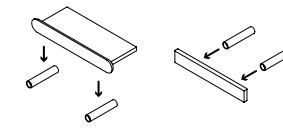
Shelf with glass and dispenser | Étagère avec verre et doseur | Boden mit Dispenser und Becher | Estante con vaso y dispensador

Beccuccio in acciaio satinato | Spout in stainless brushed steel | Bec en acier satiné | Metallteil aus chrom satiniert | Caño en acero satinado

L	COD.	GLACIER WHITE	BONE SILVER GRAY	NEUTRAL CONCRETE CARBON CONCRETE CLAY DEEP CLOUD	GREYLITE DUNE PRIMA ASH AGGREGATE CARBON AGGREGATE PEBBLE TERRAZZO	DEEP NOCTURNE	
26	10" 1/4	90T30001	551	571	594	594	653

Accessori Moon

Moon accessories | Accessoires Moon | Moon Zubehör | Accesorios Moon

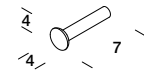


*Unione degli elementi tramite calamita
Magnet connection of the elements
Union des éléments par aimant
Vereinigung der Elemente mit Magnet
Unión de los elementos mediante imán

Appendino singolo



Hook | Crochet | Haken | Percha

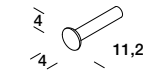


L	COD.	GLACIER WHITE	BONE SILVER GRAY	NEUTRAL CONCRETE CARBON CONCRETE CLAY DEEP CLOUD	GREYLITE DUNE PRIMA ASH AGGREGATE CARBON AGGREGATE PEBBLE TERRAZZO	DEEP NOCTURNE	
4	1" 5/8	90L03001	113	120	128	128	146

Porta carta igienica singolo*



Paper holder | Porte-rouleau | Papierrollenhalter | Soporte papel higiénico

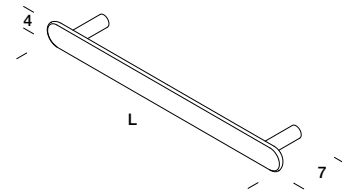


L	COD.	GLACIER WHITE	BONE SILVER GRAY	NEUTRAL CONCRETE CARBON CONCRETE CLAY DEEP CLOUD	GREYLITE DUNE PRIMA ASH AGGREGATE CARBON AGGREGATE PEBBLE TERRAZZO	DEEP NOCTURNE	
4	1" 5/8	90L02001	132	140	146	146	166

Portasalviette



Towel rail | Porte-serviette | Hantuchhalter | Toallero

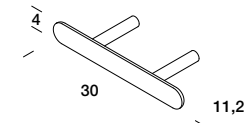


L	COD.	GLACIER WHITE	BONE SILVER GRAY	NEUTRAL CONCRETE CARBON CONCRETE CLAY DEEP CLOUD	GREYLITE DUNE PRIMA ASH AGGREGATE CARBON AGGREGATE PEBBLE TERRAZZO	DEEP NOCTURNE	
45	17" 3/4	90L01001	207	219	233	233	265
60	23" 5/8	90L01002	210	222	240	240	270

Porta carta igienica multiplo*



Duble paper holder | Doppelt Papierrollenhalter | Porte-rouleau double Soporte papel higiénico doble

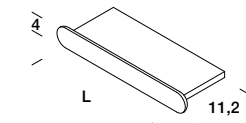


L	COD.	GLACIER WHITE	BONE SILVER GRAY	NEUTRAL CONCRETE CARBON CONCRETE CLAY DEEP CLOUD	GREYLITE DUNE PRIMA ASH AGGREGATE CARBON AGGREGATE PEBBLE TERRAZZO	DEEP NOCTURNE	
30	10" 1/4	90L02002	163	177	193	193	244

Mensola*



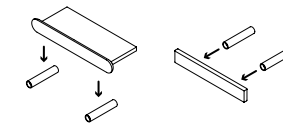
Shelf | Étagère | Boden | Estante



L	COD.	GLACIER WHITE	BONE SILVER GRAY	NEUTRAL CONCRETE CARBON CONCRETE CLAY DEEP CLOUD	GREYLITE DUNE PRIMA ASH AGGREGATE CARBON AGGREGATE PEBBLE TERRAZZO	DEEP NOCTURNE	
30	10" 1/4	90L18001	272	294	319	319	384
45	17" 3/4	90L18002	307	337	375	375	453

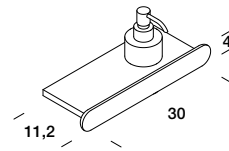
Accessori Moon

Moon accessories | Accessoires Moon | Moon Zubehör | Accesorios Moon



*Unione degli elementi tramite calamita
Magnet connection of the elements
Union des éléments par aimant
Vereinigung der Elemente mit Magnet
Unión de los elementos mediante imán

Mensola con dispenser*

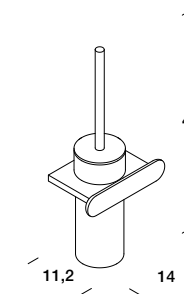


Shelf with dispenser | Étagère avec distributeur de savon | Regal mit Seifenspender | Estante por dispensador

Beccuccio in acciaio satinato | Spout in stainless brushed steel | Bec en acier satiné | Metallteil aus chrom satiniert | Caño en acero satinado

L	COD.	GLACIER WHITE	BONE SILVER GRAY	NEUTRAL CONCRETE CARBON CONCRETE CLAY DEEP CLOUD	GREYLITE DUNE PRIMA ASH AGGREGATE CARBON AGGREGATE PEBBLE TERRAZZO	DEEP NOCTURNE	
30	10" 1/4	90L29001	506	528	553	553	619

Scopino a parete*

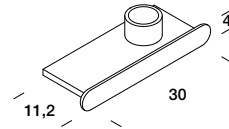


Wall mounted brush holder | Porte balayette murale | Bürstenhalter an Wand | Escobillero a pared

Manico in acciaio satinato | Handle in brushed steel | Poignée en acier satiné | Griff aus chrom satiniert | Mango en acero satinado

H	COD.	GLACIER WHITE	BONE SILVER GRAY	NEUTRAL CONCRETE CARBON CONCRETE CLAY DEEP CLOUD	GREYLITE DUNE PRIMA ASH AGGREGATE CARBON AGGREGATE PEBBLE TERRAZZO	DEEP NOCTURNE	
41	16" 1/8	90L06001	595	615	636	636	702

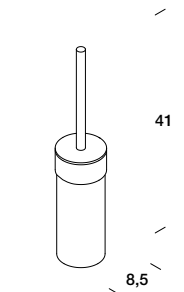
Mensola con bicchiere*



Shelf with glass | Étagère avec verre | Boden mit Becher | Estante con vaso

L	COD.	GLACIER WHITE	BONE SILVER GRAY	NEUTRAL CONCRETE CARBON CONCRETE CLAY DEEP CLOUD	GREYLITE DUNE PRIMA ASH AGGREGATE CARBON AGGREGATE PEBBLE TERRAZZO	DEEP NOCTURNE	
30	10" 1/4	90L28001	372	394	419	419	484

Scopino freestanding

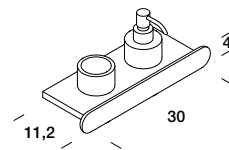


Freestanding brush holder | Porte balayette en ilot | Bürstenhalter | Escobillero

Manico in acciaio satinato | Handle in brushed steel | Poignée en acier satiné | Griff aus chrom satiniert | Mango en acero satinado

H	COD.	PVC BIANCO O NERO PVC BIANCO O NERO	
41	16" 1/8	90006002	271

Mensola con accessori*



Shelf with glass and dispenser | Étagère avec verre et distributeur de savon | Regal mit Seifenspender und Becher | Estante con vaso y dispensador

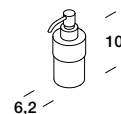
Beccuccio in acciaio satinato | Spout in stainless brushed steel | Bec en acier satiné | Metallteil aus chrom satiniert | Caño en acero satinado

L	COD.	GLACIER WHITE	BONE SILVER GRAY	NEUTRAL CONCRETE CARBON CONCRETE CLAY DEEP CLOUD	GREYLITE DUNE PRIMA ASH AGGREGATE CARBON AGGREGATE PEBBLE TERRAZZO	DEEP NOCTURNE	
30	10" 1/4	90L30001	607	629	654	654	719

Accessori

Accessories | Accessoires | Zubehör | Accesorios

Dispenser

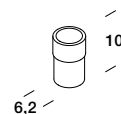


Soap dispenser | Distributeur de savon | Seifenspender | Dispensador de jabón

* Beccuccio in acciaio satinato | Spout in stainless brushed steel | Bec en acier satiné | Metallteil aus chrom satiniert | Boquilla en acero cepillado

COD.	H	Ø	PVC BIANCO WHITE PVC	PVC NERO BLACK PVC
9000501	10	3" 7/8	254	254

Bicchieri



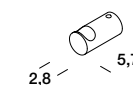
Tooth-brush holder | Porte brosse à dents | Zahnbürsterhalter | Portacepillos

COD.	H	Ø	PVC BIANCO WHITE PVC	PVC NERO BLACK PVC
9002801	10	3" 7/8	100	100

Accessori Minimal

Minimal accessories | Accessoires Minimal | Minimal Zubehör | Accesorios Minimal

Appendino singolo

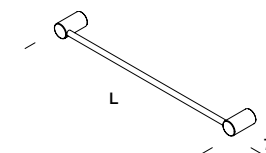


Hook | Crochet | Haken | Percha

COD.	LUCIDO GLOSSY	SATINATO SATIN	BLACK LUXURY
90M03001	85	77	123

Acciaio inox AISI 316 | Stainless steel AISI 316 | Acier inox AISI 316 | Edelstahl AISI 316 | Acero inox AISI 316

Portasalviette lineare

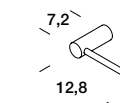


Towel rail | Porte-serviette | Hantuchhalter | Toallero

COD.	L	LUCIDO GLOSSY	SATINATO SATIN	BLACK LUXURY
90M01003	30	11" 3/4	213	287
90M01001	40	15" 3/4	215	289
90M01002	60	23" 5/8	221	300

Acciaio inox AISI 316 | Stainless steel AISI 316 | Acier inox AISI 316 | Edelstahl AISI 316 | Acero inox AISI 316

Porta rotolo

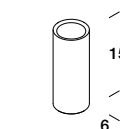


Paper holder | Porte-rouleau | Papierrollenhalter | Soporte papel higiénico

COD.	LUCIDO GLOSSY	SATINATO SATIN	BLACK LUXURY
90M02001	178	145	232

Acciaio inox AISI 316 | Stainless steel AISI 316 | Acier inox AISI 316 | Edelstahl AISI 316 | Acero inox AISI 316

Portaspazzolini da appoggio in derlin



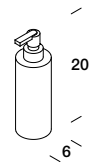
Tooth-brush holder in derlin | Porte brosse à dents en derlin | Zahnbürsterhalter aus derlin | Portacepillos en derlin

	COD.	EURO
BIANCO / WHITE	90M04001	120
NERO / BLACK	90M04002	120

Accessori Minimal

Minimal accessories | Accessoires Minimal | Minimal Zubehör | Accesorios Minimal

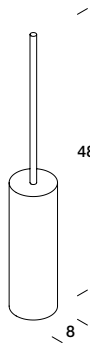
Dosatore da appoggio con contenitore in derlin



Soap dispenser in derlin | Distributeur de savon en derlin | Seifenspender aus derlin | Dosificador de jabón en derlin

	COD.	LUCIDO GLOSSY	SATINATO SATIN
BIANCO / WHITE	90M05001	281	281
NERO / BLACK	90M05002	281	281

Portascopino rotondo da appoggio

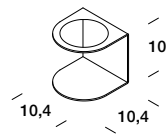


Round brush holder | Porte-balayette rond | Bürstenhalter rund | Escobillero redondo de apoyo

COD.	LUCIDO GLOSSY	SATINATO SATIN	BLACK LUXURY
90M06001	221	205	328

Acciaio inox AISI 316 | Stainless steel AISI 316 | Acier inox AISI 316 | Edelstahl AISI 316 | Acero inox AISI 316

Supporto a muro portascopino



Wall-mounted brush holder support | Support de porte-balayette mural | Wandbürstenhalter Tragen | Soporta para escobillero a pared

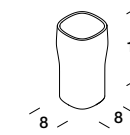
COD.	LUCIDO GLOSSY	SATINATO SATIN	BLACK LUXURY
90M06002	153	135	218

Acciaio inox AISI 316 | Stainless steel AISI 316 | Acier inox AISI 316 | Edelstahl AISI 316 | Acero inox AISI 316

Accessori Gel

Gel accessories | Accessoires Gel | Gel Zubehör | Accesorios Gel

Portaspazzolino gel



Gel tooth-brush holder | Porte brosse à dents en gel | Gel Zahnbürstenhalter | Portacepillo en gel

COD.	GRIGIO GRAY
90G04001	52

Dispenser gel

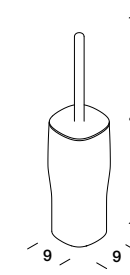


Soap dispenser in gel | Distributeur de savon en gel | Seifenspender aus gel | Dispensador de jabón en gel

* Beccuccio in acciaio satinato | Spout in stainless brushed steel | Beccuccio in acciaio satinato | Metallteil aus chrom satiniert | Boquilla en acero cepillado

COD.	GRIGIO GRAY
90G05001	107

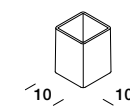
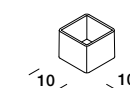
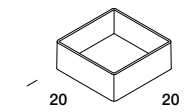
Portascopino gel



Gel Brush holder | Porte balayette Gel | Gel Bürstenhalter | Escobillero gel

COD.	GRIGIO GRAY
90G06001	150

Vaschette gel



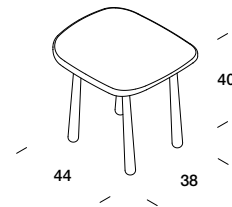
Holders in gel | Container en gel | Gel Behälter | Contenedores de gel

COD.	DIMENSIONI SIZE	GRIGIO GRAY
90G27001	20x20x8	119
90G27002	10x10x8	53
90G27003	10x10x13	72

Sgabelli e panche

Stools and benches | Tabourettes et bancs | Hocker und Bänkechen | Tabiretes y banquetas

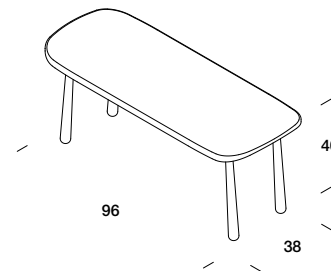
Panchetta Fonte



Fonte bench | Fonte petite banc | Fonte Bänkechen | Fonte banqueta

COD.	FRASSINO TINTO OLMO ASH WOOD WITH ELM FINISH
90F09005	542

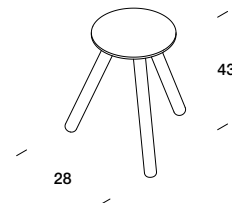
Panchetta Fonte



Fonte bench | Fonte banc | Fonte Bänkechen | Fonte banqueta

COD.	FRASSINO TINTO OLMO ASH WOOD WITH ELM FINISH
90F09006	864

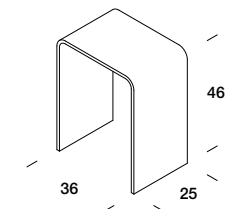
Sgabello Fonte



Fonte stool | Fonte tabouret | Fonte Hocker | Fonte taburete

COD.	FRASSINO TINTO OLMO ASH WOOD WITH ELM FINISH	LACCATO NERO BLACK LACQUERED
90F10001	266	343

Sgabello in Corian®



Corian® stool | Corian® tabouret | Corian® Hocker | Corian® taburete

COD.	GLACIER WHITE	DEEP CLOUD	DUNE PRIMA	DEEP NOCTURNE
90011501	394	531	549	581

Kit allestimento

Styling kit | Set préparation | Kit Styling | Kit de presentación

Kit allestimento gratuito per clienti con expo Rexa Design | Free of charge styling kit for client with expo Rexa Design | Set préparation gratuit pour les clients avec expo Rexa Design | Kit Styling kostenlos fuer Kunden mit expo Rexa Design | Kit de presentación gratuito para clientes con expo Rexa Design



- A **Scatola rotonda in alluminio**
Aluminium box
- B **Flacone da 150 ml**
Big bottle 150 ml
- C **Flacone da 100 ml**
Small bottle 100 ml
- D **Dentifricio**
Toothpaste
- E **Spazzolino**
Toothbrush
- F **Spazzola**
Hairbrush
- G **Saponetta**
Soap
- H **Asciugamani**
Towels

Kit allestimento A

Kit allestimento composto da: una scatola rotonda in alluminio, un flacone da 150 ml, un flacone da 100 ml, un tubo dentifricio, uno spazzolino, una spazzola e una saponetta | Styling kit consisting of: a round aluminum box, a 150 ml bottle, a 100 ml bottle, a toothpaste tube, a toothbrush, a brush and a bar of soap | Set préparation comprenant: une boîte ronde en aluminium, un flacon de 150 ml, un flacon de 100 ml, un tube de dentifrice, une brosse à dents, une brosse et une savonnette | Styling Kit A enthält die Elemente A bis F | Kit presentación compuesto de: una caja redonda en aluminio, un frasco de 150ml, un frasco de 100ml, un tubo dentrifico, un cepillo, un cepillo de pelo y una pastilla de jabón

COD.	EURO
95611	78

Kit allestimento B

Kit allestimento composto da: un asciugamano 40x60 cm, un asciugamano 60x110 cm e un asciugamano 11x50 cm di colore grigio | Styling kit consisting of: a towel 40x60 cm, a towel 60x110 cm and a towel 11x50 cm in gray color | Set préparation comprenant: une serviette 40x60 cm, une serviette 60x110 cm et une serviette 11x50 cm de couleur grise | Styling Kit B enthaelt 3 handtuecher Farbe grau mit Logo: 40x60cm, 60x110cm, 11x50cm | Kit presentación compuesto de: un toalla de 40x60cm, una toalla de 60x100 cm y una toalla de 11x50 cm de color gris

COD.	EURO
95612	59

Kit allestimento small

Kit allestimento composto da: un flacone da 150 ml, una saponetta e un asciugamano 40x60 cm di colore grigio | Styling kit consisting of: a 150 ml bottle, a bar of soap and a 40x60 cm gray colored towel | Set préparation comprenant: un flacon de 150 ml, une savonnette et une serviette de couleur grise 40x60 cm | Styling Kit small enthaelt B / G und ein Handtuch 40x60cm | Kit presentación compuesto de: un frasco de 150ml, una pastilla de jabón y una toalla de 40x60cm de color gris

COD.	EURO
95613	39

Prezzi netti | Net prices | Prezzi netti | Netto Preise | Precio neto

Box cataloghi | Catalogue box | Boîte de catalogue | Katalog - Box | Box muestras



COD.	EURO
95402	193

Box contenente catalogo Collezioni, Prodotti, Listino generale, catalogo e listino Compact Living e Riepilogativo | Box containing Collections and Products catalogues, General price list, Compact Living and Summary catalog | Boîte contenant le catalogue Collections et Produits, le Tarif générale des prix, le catalogue Compact Living et le résumé et la liste des prix | Box enthaelt : Katalog Collezioni, Prodotti, Preisliste generale, Katalog und Preisliste Compact Living und Kundenpocke | Box contiene catálogo Colección, producto, Tarifa general, catálogo y tarifa Compact Living

* Un box viene fornito gratuitamente ai rivenditori con expo Rexa Design | A box is provided free of charge to dealers with Rexa Design expo | Une boîte est fournie gratuitement aux revendeurs avec expo Rexa Design | Eine Box wird kostenlos an jeden Rexa Design Haendler mit Expo abgegeben | Un box viene suministrado gratuitamente al distribuidor con expo Rexa Design

232 **Composizioni a catalogo**
Compositions in the catalog | Compositions en catalogue | Kompositionen im Katalog | Composiciones en el catalogo

Box campioni | Sample box | Boîte échantillons | Muster - Box | Box muestras | Box campioni



COD.	EURO
95801	275

* Un box viene fornito gratuitamente ai rivenditori con expo Rexa Design | A box is provided free of charge to dealers with Rexa Design expo | Une boîte est fournie gratuitement aux revendeurs avec expo Rexa Design | Eine Box wird kostenlos an jeden Rexa Design Haendler mit Expo abgegeben | Un box viene suministrado gratuitamente al distribuidor con expo Rexa Design

Logo in Corian® | Corian® Logo | Logo en Corian® | Logo aus Corian® | Logo en Corian®



COD.	L	H	GLACIER WHITE	BONE SILVER GRAY	NEUTRAL CONCRETE CARBON CONCRETE CLAY DEEP CLOUD	GREYLITE DUNE PRIMA ASH AGGREGATE CARBON AGGREGATE PEBBLE TERRAZZO	DEEP NOCTURNE		
95B02	73	28" 3/4	23	9" 1/16	44	50	55	66	88

Vetrofanie | Glas decal | Décalque pour verre | Tuer/Fenster Aufkleber | Vinilos



COD.	EURO
95A02	33

Grande | Big | Grande | Groß | Grande | Grande
40 x 12,5 cm

Piccola | Small | Petit | Klein | Pequeño | Piccola
20 x 6 cm

Kleany



COD.	EURO
95E01	28

Detergente per Corian® bianco e colorato | Cleaning product for white and colored Corian® | Nettoyant pour Corian® blanc et coloré | Reinigungsmitel fuer Corian® und Farben | Detergente para Corian® blanco o coloreado

Composizioni a catalogo

Compositions in the catalog | Compositions au catalogue | Kompositionen im Katalog | Composiciones en el catalogo

Composizione 1



COD.	DESCRIZIONE DESCRIPTION	DIMENSIONI DIMENSIONS	PREZZO PRICE
07CL1117	Base lavabo con cassetto in laccato opaco Rosa Polvere Rosa Polvere matt lacquered sink unit with drawer	L 90 P 46 H 24	783
09CL1112	Base con cassetto in laccato opaco Rosa Polvere Rosa Polvere matt lacquered unit with drawer	L 30 P 46 H 24	554
L0EV04321	Lavabo Eve in Corian® Graylite Corian® Graylite Eve washbasin	L 60 P 46 H 8	1382
90C26002	Vaschetta dx in lamiera materica Right tray in metal rough effect	L 30 P 46 H 8	443
T0TM01202	Top di finitura in Corian® Graylite Corian® Greyllite finishing top	L 30 P 46 H 1,2	259
			3421

07CL1117	Base lavabo con cassetto in laccato opaco Rosa Polvere Rosa Polvere matt lacquered sink unit with drawer	L 90 P 46 H 24	783
09CL1112	Base con cassetto in laccato opaco Rosa Polvere Rosa Polvere matt lacquered unit with drawer	L 30 P 46 H 24	554
L0EV04321	Lavabo Eve in Corian® Glacier White Corian® Glacier White Eve washbasin	L 60 P 46 H 8	1020
T0TM01202	Top di finitura in Corian® Glacier White Corian® Glacier White finishing top	L 30 P 46 H 1,2	265
90C26002	Vaschetta dx in lamiera bianca Right tray in metal white matt	L 30 P 46 H 8	329
			SMART SOLUTION
			2951

90001002	Portasalviette sx in lamiera materica Left towel rail in metal rough effect	L 10 P 46 H 8	256
50130111	Miscelatore lavabo incasso due fori canna lunga Mae in Black Luxury Two-hole built-in basin mixer long spout, Black Luxury Mae	L 19 H 7	1236
8APMA0D02	Specchiera Pois orizzontale in lamiera materica Pois mirror with metal storage rough effect	L 59 P 10 H 40	1085
8APAA0S02	Specchiera Pois in lamiera materica Pois mirror with metal storage rough effect	L 30 P 10 H 20	750
			3327

Composizione 2



COD.	DESCRIZIONE DESCRIPTION	DIMENSIONI DIMENSIONS	PREZZO PRICE
07CL1314	Base lavabo con cassetto in laccato opaco Beige Chiaro Beige chiaro matt lacquered sink unit with drawer	L 60 P 46 H 48	799
85CL0311	Vano a giorno in prefinito Rovere Bruno Rovere Bruno open element	L 20 P 46 H 48	571
L10014321	Lavabo con organizer in Korakril Blend Korakril Blend basin with organizer	L 60 P 46 H 8	724
90C26001	Vaschetta dx in lamiera materica Right tray in metal rough effect	L 20 P 46 H 8	394
			2488

90018001	Mensola a parete in lamiera materica Wall shelf in metal rough effect	L 30 P 10 H 8	254
8AIMN0002	Specchiera Inside Inside mirror	L 60 P 10 H 70	2195
50170110	Miscelatore lavabo incasso due fori Drop nero opaco - parte estetica Two-hole built-in basin mixer, black matt Drop external part	L 17 P 19,1 H 9	480
50170111	Miscelatore lavabo incasso due fori Drop nero opaco - parte incasso Two-hole built-in basin mixer, black matt Drop built-in part	L 16 P 13,5 H 7,1	432
82NB01	Lampada a sospensione Nabila Nabila suspended light	Ø 12 H 14,5	354
			3715

Composizioni a catalogo

Compositions in the catalog | Compositions au catalogue | Kompositionen im Katalog | Composiciones en el catalogo

Composizione 2.1



COD.	DESCRIZIONE DESCRIPTION	DIMENSIONI DIMENSIONS	PREZZO PRICE
07CL1314	Base lavabo con cassetto in laccato opaco Zenzero Zenzero matt lacquered sink unit with drawer	L 60 P 46 H 48	799
85CL0312	Vano a giorno in prefinito Rovere Bruno Rovere Bruno open element	L 30 P 46 H 48	593
L10017323	Lavabo sx con ripiano e organizer in Korakril Belnd Left Korakril Blend basin with top and organizer	L 90 P 46 H 8	1176
			2568

90Z27001	Divisore per organizer in lamiera bianca Dividing accessory in white metal	L 25 P 9 H 6,6	94
90B18001	Portarubinetto per organizer in lamiera bianca Mixer support for organizer in white metal	L 20 P 9 H 6,6	110
90Z30001	Supporto per organizer in lamiera bianca con portaspazzolini e dispenser in pvc bianco Support for organizer in white metal with white pvc toothbrush holder and dispenser	L 25 P 9 H 6,6	437
50130102	Miscelatore monocomando lavabo medio da piano Mae in acciaio satinato Medium single lever basin mixer, Mae in brushed steel	Ø 4 P 16,5 H 20,5	532
			1173

Composizione 2.2



COD.	DESCRIZIONE DESCRIPTION	DIMENSIONI DIMENSIONS	PREZZO PRICE
07CL1314	Base lavabo con cassetto in laccato opaco Verde Pino Verde Pino matt lacquered sink unit with drawer	L 60 P 46 H 48	799
09CL1312	Base con cassetto in laccato opaco Verde Pino Verde Pino matt lacquered unit with drawer	L 30 P 46 H 48	701
85CL0312	Vano a giorno in prefinito Rovere Bruno Rovere Bruno open element	L 30 P 46 H 48	593
L10019322	Lavabo con ripiano e organizer in Korakril Blend Korakril Blend basin with top and organizer	L 120 P 46 H 8	1471
			3564

90Z30001	Supporto per organizer in lamiera nera con portaspazzolini e dispenser in pvc nero Support for organizer in black metal with black pvc toothbrush holder and dispenser	L 25 P 9 H 6,6	437
90B18001	Portarubinetto per organizer in lamiera nera Mixer support for organizer in black metal	L 20 P 9 H 6,6	110
90Z04001	Portaspazzolini per organizer in lamiera nera Toothbrush holder in black metal for organizer	L 5 P 9 H 6,6	94
90Z27001	Divisore per organizer in lamiera nera Dividing element in black metal for organizer	L 25 P 9 H 6,6	94
50130102	Miscelatore monocomando lavabo medio da piano Mae in Black Luxury Medium single lever basin mixer, Mae in Black Luxury	Ø 4 P 16,5 H 20,5	850
			1585

Composizioni a catalogo

Compositions in the catalog | Compositions au catalogue | Kompositionen im Katalog | Composiciones en el catalogo

Composizione 3



COD.	DESCRIZIONE DESCRIPTION	DIMENSIONI DIMENSIONS	PREZZO PRICE
07CL1216	Base lavabo con cassetto in prefinito Rovere Bruno Rovere Bruno sink unit with drawer	L 80 P 46 H 36	783
85CL0211	Vano a giorno in lamiera materica Metal rough effect open element	L 20 P 46 H 36	cad. 594
L3LV09323	Lavabo in Corian® Ash Aggregate con doppia vaschetta in Corian® Neutral Concrete Corian® As Aggregate basin with double tray in Corian® Neutral Concrete	L 120 P 46 H 8	2143
			4114
07CL1216	Base lavabo con cassetto in prefinito Rovere Bruno Rovere Bruno sink unit with drawer	L 80 P 46 H 36	783
85CL0211	Vano a giorno in lamiera materica Metal rough effect open element	L 20 P 46 H 36	cad. 594
L3LV09323	Lavabo in Corian® Glacier White con doppia vaschetta in Corian® Glacier White Corian® Glacier White basin with double tray in Corian® Glacier White	L 120 P 46 H 8	1724
			SMART SOLUTION 3695
90001002	Portasalviette sx in Corian® Neutral Concrete Lest towel rail in Corian® Neutral Concrete	L 46 P 10 H 8	432
8ACMN0001	Specchiera Carrè Carrè mirror	L 60 P 10 H 70	1159
90023001	Contenitore porta oggetti in lamiera materica Wall holder shelf in metal rough effect	L 60 P 10 H 16	414
50130111	Miscelatore lavabo incasso due fori canna lunga Mae in acciaio satinato a parete Built-in basin mixer with backplate and long spout Mae in brushed steel	L 19 H 7	773
830S01	Lampada Osman a parete Osman wall mounted light	Ø 22 H 23	836
			3614

Composizione 4



COD.	DESCRIZIONE DESCRIPTION	DIMENSIONI DIMENSIONS	PREZZO PRICE
06CL1214	Base vassoio in argilla Beige Beige clay unit with tray	L 60 P 46 H 36	1308
LOWE94322	Lavabo sospeso Wall.E in lamiera materica Wall.E suspended basin in metal rough effect	L 60 P 46 H 8	969
			2277
06CL1214	Base vassoio in laccato opaco Beige Beige matt lacquered unit with tray	L 60 P 46 H 36	920
LOWE94322	Lavabo sospeso Wall.E in lamiera nera Wall.E suspended basin in black metal	L 60 P 46 H 8	800
			SMART SOLUTION 1720
50130111	Miscelatore lavabo incasso due fori canna lunga Mae in Black Luxury Two-hole built-in basin mixer long spout Mae in Black Luxury	L 19 H 7	1236
8AIMN0002	Specchiera Inside Inside mirror	L 60 P 10 H 70	2195
86CL5602	Pensili in argilla Beige Beige clay wall units	L 37 P 22 H 120	cad. 1459
			6349

* Lavabo già compreso di staffe | Basin already included with brackets | Lavabo déjà inclus avec équerres | Waschbecken mit Wandbefestigung | Lavabo con soporte a pared incluido

Composizione 4.1



COD.	DESCRIZIONE DESCRIPTION	DIMENSIONI DIMENSIONS	PREZZO PRICE
07CL1214	Base lavabo con cassetto in laccato opaco bianco White matt lacquered sink unit with drawer	L 60 P 46 H 36	793
LOWE94321	Lavabo Wall.E in lamiera verniciata bianca Wall.E basin in white metal	L 60 P 46 H 8	704
			1497
50130111	Miscelatore lavabo incasso due fori canna lunga Mae in Black Luxury Two-hole built-in basin mixer long spout Mae in Black Luxury	L 19 H 7	1236
			1236

Composizioni a catalogo

Compositions in the catalog | Compositions au catalogue | Kompositionen im Katalog | Composiciones en el catalogo

Composizione 4.2



COD.	DESCRIZIONE DESCRIPTION	DIMENSIONI DIMENSIONS	PREZZO PRICE
07CL114	Base lavabo con cassetto in laccato opaco Grafite Grafite matt lacquered sink unit with drawer	L 60 P 46 H 24	705
09CL112	Basi con cassetto in laccato opaco Grafite Grafite matt lacquered unit with drawer	L 30 P 46 H 24	cad. 554
LOWE94321	Lavabo Wall.E in lamiera verniciata nera Wall.E basin in black metal	L 60 P 46 H 8	704
TOTM01205	Top di finitura in Corian® Carbon Concrete Corian® Carbon Concrete finishing top	L 60 P 46 H 1,2	458
			2975

50130111	Miscelatore lavabo incasso due fori canna lunga Mae in Black Luxury Two-hole built-in basin mixer long spout Mae in Black Luxury	L 19 H 7	1236
			1236

Composizione 4.3



COD.	DESCRIZIONE DESCRIPTION	DIMENSIONI DIMENSIONS	PREZZO PRICE
LOWE94321	Lavabo Wall.E in lamiera materica Wall.E basin in metal rough effect	L 60 P 46 H 8	843
TOTM54211	Top sospeso in Hpl Polaris nero Suspended HPL Polaris black top	L 120 P 46 H 12	733
			1576

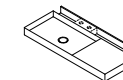
50130111	Miscelatore lavabo incasso due fori canna lunga Mae in Black Luxury Two-hole built-in basin mixer long spout Mae in Black Luxury	L 19 H 7	1236
			1236

Composizione 5



COD.	DESCRIZIONE DESCRIPTION	DIMENSIONI DIMENSIONS	PREZZO PRICE
07CL1214	Base lavabo con cassetto in laccato opaco Rosa Polvere Rosa Polvere matt lacquered sink unit with drawer	L 60 P 46 H 36	793
85CL0212	Vano a giorno in prefinito Rovere Bruno Rovere Bruno open element	L 30 P 46 H 36	569
L2L007321	Lavabo con organizer in Corian® Dune prima con vaschetta dx in Corian® Neutral Concrete Dune Prima Corian® basin with organizer and right tray in Corian® Neutral Concrete	L 90 P 46 H 8	1958
			3320

07CL1214	Base lavabo con cassetto in laccato opaco Rosa Polvere Rosa Polvere matt lacquered sink unit with drawer	L 60 P 46 H 36	793
85CL0212	Vano a giorno in prefinito Rovere Bruno Rovere Bruno open element	L 30 P 46 H 36	569
L10017323	Lavabo sx con piano e organizer in Korakril Sabbia Left basin with top and organizer in Korakril Sabbia	L 90 P 46 H 8	1395
			SMART SOLUTION
			2757



50170107	Bocca lavabo orientabile da piano Drop verniciato nero Black Drop adjustable spout for top	Ø 5 H 10,7	327
50170109	Comando remoto lavabo da piano Drop verniciato nero Black Drop remote control on deck	Ø 4,2 H 3,3	462
90B18001	Porta rubinetto in lamiera verniciata nera Mixer support in black metal for organizer	L 20 P 9 H 6,6	110
90Z27001	Divisore per organizer in lamiera verniciata nera Dividing element in black metal	L 25 P 9 H 6,6	94
90Z30001	Supporto per organizer con disepnser e portasapzolini in lamiera verniciata nera Toothbrush holder and dispenser support in black metal for organizer	L 25 P 9 H 6,6	437
8APAL0002	Specchiera Pois verticale in lamiera verniciata nera Pois mirror with black metal storage	L 40 P 10 H 59	1026
8APAA0S02	Specchiera Pois in lamiera verniciata nera Pois mirror with black metal storage	L 30 P 10 H 20	705
83CR01	Lampada Circle a parete nera Black Circle wall hung light	Ø 12 P 20 H 2,3	360
			3521

Composizioni a catalogo

Compositions in the catalog | Compositions au catalogue | Kompositionen im Katalog | Composiciones en el catalogo

Composizione 5.1



COD.	DESCRIZIONE DESCRIPTION	DIMENSIONI DIMENSIONS	PREZZO PRICE
07CL1314	Base lavabo con cassetto in laccato opaco Beige Beige matt lacquered sink unit with drawer	L 60 P 46 H 48	799
09CL1313	Base con cassetto in laccato opaco Beige Beige matt lacquered unit with drawer	L 40 P 46 H 48	729
L4LC08321	Lavabo con consolle trucco dx in Corian® Glacier White Right Corian® Glacier with basin with makeup-desk	L 100 P 46 H 8	1694
			3222
50130111	Miscelatore lavabo incasso due fori canna lunga Mae in Black Luxury Two-hole built-in basin mixer long spout Mae in Black Luxury	L 19 H 7	1236
			1236

Composizione 5.2



COD.	DESCRIZIONE DESCRIPTION	DIMENSIONI DIMENSIONS	PREZZO PRICE
07CL1118	Base lavabo con cassetto in laccato opaco Verde Pino Verde Pino matt lacquered sink unit with drawer	L 100 P 46 H 24	810
09CL1112	Base con cassetto in prefinito Rovere Bruno Rovere Bruno unit with drawer	L 30 P 46 H 24	541
L4LB08321	Lavabo con organizer e consolle trucco in Corian® Glacier White Corian® Glacier White basin with organizer and makeup-desk	L 100 P 46 H 8	1804
90C26002	Vaschetta dx in lamiera verniciata bianca Right tray in metal white matt	L 30 P 46 H 8	329
			3484
90B18001	Porta rubinetto per organizer in lamiera nera Mixer support in black metal for organizer	L 20 P 9 H 6,6	110
50130107	Bocca lavabo orientabile da piano Mae in Black Luxury Mae adjustable spout for top in Black Luxury	Ø 5,5 H 21,4	705
50130109	Comando remoto lavabo da piano Mae in Black Luxury Mae remote control on deck in Black Luxury	Ø 4 H 4,3	758
			1573

Composizione 6



COD.	DESCRIZIONE DESCRIPTION	DIMENSIONI DIMENSIONS	PREZZO PRICE
07CL2319	Base lavabo con doppio cassetto in laccato opaco Sabbia Sabbia matt lacquered sink unit with double drawer	L 120 P 46 H 48	1307
LOKB89521	Lavabo KB in Korakril Belnd KB basin in Korakril Blend	L 120 P 46 H 10	880
			2187
50170107	Bocca lavabo orientabile da piano Drop cromo Chrome Drop adjustable spout for top	Ø 5 H 10,7	229
50170109	Comando remoto lavabo da piano Drop cromo Chrome Drop remote control on deck	Ø 4,2 H 3,3	322
8ACMN0001	Doppia specchiera Carrè Double Carrè mirror	L 60 P 10 H 70	cad. 1159
90T01001	Portasalviette Stone in Corian® Deep Cloud Stone towel rail in Corian® Deep Cloud	L 45 P 7 H 4	212
90T03001	Appendino Stone in Corian® Deep Cloud Stone hook in Corian® Deep Cloud	L 4 P 7 H 4	116
82NS01	Lampada Osman a sospensione Osman suspended light	Ø 8 H 23	449
			3646

Composizione 6.1



COD.	DESCRIZIONE DESCRIPTION	DIMENSIONI DIMENSIONS	PREZZO PRICE
07CL1315	Base lavabo con cassetto in laccato opaco Fango Fango matt lacquered sink unit with drawer	L 70 P 46 H 48	832
09CL2312	Base con doppio cassetto in laccato opaco Fango Fango matt lacquered unit with double drawer	L 30 P 46 H 48	870
LOKB88521	Lavabo KB in Korakril Blend KB basin in Korakril Blend	L 100 P 46 H 10	770
			2472
50130107	Bocca lavabo orientabile da piano Mae in acciaio satinato Mae adjustable spout for top in brushed steel	Ø 5,5 H 21,4	441
50130109	Comando remoto lavabo da piano Mae in acciaio satinato Mae remote control on deck in brushed steel	Ø 4 H 4,3	473
			914

Composizioni a catalogo

Compositions in the catalog | Compositions au catalogue | Kompositionen im Katalog | Composiciones en el catalogo

Composizione 6.2



COD.	DESCRIZIONE DESCRIPTION	DIMENSIONI DIMENSIONS	PREZZO PRICE
07CL114	Base lavabo con cassetto in prefinito Rovere Bruno Rovere Bruno sink unit with drawer	L 60 P 46 H 24	686
09CL112	Base con cassetto in prefinito Rovere Bruno Rovere Bruno unit with drawer	L 30 P 46 H 24	cad. 541
LOKB89521	Lavabo KB in Korakril Blend KB basin in Korakril Blend	L 120 P 46 H 10	880
			2648

50130107	Bocca lavabo orientabile da piano Mae in acciaio satinato Mae adjustable spout for top in brushed steel	Ø 5,5 H 21,4	441
50130109	Comando remoto lavabo da piano Mae in acciaio satinato Mae remote control on deck in brushed steel	Ø 4 H 4,3	473
			914

Composizione 6.3



COD.	DESCRIZIONE DESCRIPTION	DIMENSIONI DIMENSIONS	PREZZO PRICE
07CL1215	Base lavabo con cassetto in laccato opaco Zenzero Zenzero matt lacquered unit with sink and drawer	L 70 P 46 H 36	823
LOKB85521	Lavabo KB in Korakril Blend KB basin in Korakril Blend	L 70 P 46 H 10	629
			1452

50130107	Bocca lavabo orientabile da piano Mae in acciaio satinato Mae adjustable spout for top in brushed steel	Ø 5,5 H 21,4	441
50130109	Comando remoto lavabo da piano Mae in acciaio satinato Mae remote control on deck in brushed steel	Ø 4 H 4,3	473
			914

Composizione 6.4



COD.	DESCRIZIONE DESCRIPTION	DIMENSIONI DIMENSIONS	PREZZO PRICE
07CL1314	Base lavabo con cassetto in laccato opaco Grafite Grafite matt lacquered sink unit with drawer	L 60 P 46 H 48	799
85CL0311	Vano a giorno in prefinito Rovere Bruno Rovere Bruno open element	L 20 P 46 H 48	571
LOKB86521	Lavabo KB in Korakril Blend KB basin in Korakril Blend	L 80 P 46 H 10	682
			2052

50130107	Bocca lavabo orientabile da piano Mae in acciaio satinato Mae adjustable spout for top in brushed steel	Ø 5,5 H 21,4	441
50130109	Comando remoto lavabo da piano Mae in acciaio satinato Mae remote control on deck in brushed steel	Ø 4 H 4,3	473
			914

Composizione 6.5



COD.	DESCRIZIONE DESCRIPTION	DIMENSIONI DIMENSIONS	PREZZO PRICE
07CL114	Base lavabo con cassetto in laccato opaco Beige Fresco Beige Fresco matt lacquered sink unit with drawer	L 60 P 46 H 24	705
09CL112	Base con cassetto in laccato opaco Beige Fresco Beige Fresco matt lacquered unit with drawer	L 30 P 46 H 24	554
LOKB87521	Lavabo KB in Korakril Blend KB basin in Korakril Blend	L 90 P 46 H 10	726
			1985

50130107	Bocca lavabo orientabile da piano Mae in acciaio satinato Mae adjustable spout for top in brushed steel	Ø 5,5 H 21,4	441
50130109	Comando remoto lavabo da piano Mae in acciaio satinato Mae remote control on deck in brushed steel	Ø 4 H 4,3	473
			914

Composizioni a catalogo

Compositions in the catalog | Compositions au catalogue | Kompositionen im Katalog | Composiciones en el catalogo

Composizione 7



COD.	DESCRIZIONE DESCRIPTION	DIMENSIONI DIMENSIONS	PREZZO PRICE
07CL1316	Base lavabo con cassetto in laccato opaco Bianco Bianco matt lacquered sink unit with drawer	L 80 P 46 H 48	866
85CL0311	Vano a giorno in lamiera verniciata bianca Open element in white metal	L 20 P 46 H 48	cad. 482
T0SAA1206	Top in Shark bianco opaco con lavabo integrato Savon Shark top with integrated basin Savon white matt	L 120 P 46 H 1,2	684
			2514

50130107	Bocca lavabo orientabile da piano Mae in acciaio satinato Mae adjustable spout for top in brushed steel	Ø 5,5 H 21,4	441
50130109	Comando remoto lavabo da piano Mae in acciaio satinato Mae remote control on deck in brushed steel	Ø 4 H 4,3	473
8AIMN0001	Specchiera Inside.2 Inside.2 mirror	L 60 P 5 H 70	1433
90T30001	Mensola con dispenser e portaspazzolini Stone in Corian® Deep Nocturne Stone shelf with glass and dispenser in Corian® Deep Nocturne	L 26 P 11,2 H 4	653
90T01001	Portasalviette Stone in Corian® Deep Nocturne Stone towel rail in Corian® Deep Nocturne	L 45 P 7 H 4	241
83CR01	Lampada Circle a parete nera Black Circle wall hung light	Ø 12 P 20 H 2,3	360
90F10001	Sgabello Fonte laccato opaco nero Black matt lacquered Fonte stool	Ø 28 H 43	343
			3944

Composizione 7.1



COD.	DESCRIZIONE DESCRIPTION	DIMENSIONI DIMENSIONS	PREZZO PRICE
07CL1216	Base lavabo con cassetto in laccato opaco Grafite Grafite matt lacquered sink unit with drawer	L 80 P 46 H 36	851
85CL0211	Vani a giorno in lamiera verniciata nera Open element in black metal	L 20 P 46 H 36	cad. 432
T0SAA1206	Top in Shark laccato opaco Grafite con lavabo integrato Savon Shark top with integrated basin Savon Grafite matt lacquered	L 120 P 46 H 1,2	821
			2104

50130107	Bocca lavabo orientabile da piano Mae in acciaio satinato Mae adjustable spout for top in brushed steel	Ø 5,5 H 21,4	441
50130109	Comando remoto lavabo da piano Mae in acciaio satinato Mae remote control on deck in brushed steel	Ø 4 H 4,3	473
			914

Composizione 7.2



COD.	DESCRIZIONE DESCRIPTION	DIMENSIONI DIMENSIONS	PREZZO PRICE
07CL1117	Base lavabo con cassetto in laccato opaco Grigio Luce Grigio Luce matt lacquered sink unit with drawer	L 90 P 46 H 24	783
09CL1112	Base con cassetto in laccato opaco Grigio Luce Grigio Luce matt lacquered unit with drawer	L 30 P 46 H 24	554
T0SAA1206	Top in Shark laccato opaco Grigio Luce con lavabo integrato Savon Shark top with integrated basin Savon Grigio Luce matt lacquered	L 120 P 46 H 1,2	821
			2158

50130107	Bocca lavabo orientabile da piano Mae in acciaio satinato Mae adjustable spout for top in brushed steel	Ø 5,5 H 21,4	441
50130109	Comando remoto lavabo da piano Mae in acciaio satinato Mae remote control on deck in brushed steel	Ø 4 H 4,3	473
			914

Composizioni a catalogo

Compositions in the catalog | Compositions au catalogue | Kompositionen im Katalog | Composiciones en el catalogo

Composizione 7.3



COD.	DESCRIZIONE DESCRIPTION	DIMENSIONI DIMENSIONS	PREZZO PRICE
07CL1314	Base lavabo con cassetto in laccato opaco Zenzero Zenzero matt lacquered sink unit with drawer	L 60 P 46 H 48	799
85CL0312	Vano a giorno in laccato opaco Zenzero Zenzero matt lacquered open element	L 30 P 46 H 48	723
T0SAA1204	Top in Shark laccato opaco Zenzero con lavabo integrato Savon Shark top with integrated basin Savon Zenzero matt lacquered	L 90 P 46 H 1,2	794
			2316
50130107	Bocca lavabo orientabile da piano Mae in acciaio satinato Mae adjustable spout for top in brushed steel	Ø 5,5 H 21,4	441
50130109	Comando remoto lavabo da piano Mae in acciaio satinato Mae remote control on deck in brushed steel	Ø 4 H 4,3	473
			914

Composizione 7.4



COD.	DESCRIZIONE DESCRIPTION	DIMENSIONI DIMENSIONS	PREZZO PRICE
07CL1214	Base lavabo con cassetto in laccato opaco Fango Luce Fango Luce matt lacquered sink unit with drawer	L 60 P 46 H 36	793
85CL0212	Vano a giorno in prefinito Rovere Bruno Rovere Bruno open element	L 30 P 46 H 36	cad. 569
T0SAA1206	Top in Shark laccato opaco Fango Luce con lavabo integrato Savon Shark top with integrated basin Savon Fango Luce matt lacquered	L 120 P 46 H 1,2	821
			2752
50130107	Bocca lavabo orientabile da piano Mae in acciaio satinato Mae adjustable spout for top in brushed steel	Ø 5,5 H 21,4	441
50130109	Comando remoto lavabo da piano Mae in acciaio satinato Mae remote control on deck in brushed steel	Ø 4 H 4,3	473
			914

Composizione 7.5



COD.	DESCRIZIONE DESCRIPTION	DIMENSIONI DIMENSIONS	PREZZO PRICE
07CL1214	Base lavabo con cassetto in laccato opaco Rosa Polvere Rosa Polvere matt lacquered sink unit with drawer	L 60 P 46 H 36	793
85CL0212	Vano a giorno in prefinito Rovere Bruno Rovere Bruno open element	L 30 P 46 H 36	569
T0SAA1204	Top in Shark bianco opaco con lavabo integrato Savon Shark top with integrated basin Savon white matt	L 90 P 46 H 1,2	662
			2024
50130107	Bocca lavabo orientabile da piano Mae in acciaio satinato Mae adjustable spout for top in brushed steel	Ø 5,5 H 21,4	441
50130109	Comando remoto lavabo da piano Mae in acciaio satinato Mae remote control on deck in brushed steel	Ø 4 H 4,3	473
			914

Composizione 7.6



COD.	DESCRIZIONE DESCRIPTION	DIMENSIONI DIMENSIONS	PREZZO PRICE
07CL1314	Base lavabo con cassetto in laccato opaco Zenzero Zenzero matt lacquered sink unit with drawer	L 60 P 46 H 48	799
85CL0312	Vano a giorno in laccato opaco Zenzero Zenzero matt lacquered open element	L 30 P 46 H 48	723
09CL1312	Base con cassetto in laccato opaco Zenzero Zenzero matt lacquered unit with drawer	L 30 P 46 H 48	701
T0SAA1206	Top in Shark bianco opaco con lavabo integrato Savon Shark top with integrated basin Savon white matt	L 120 P 46 H 1,2	684
			2907
50130107	Bocca lavabo orientabile da piano Mae in acciaio satinato Mae adjustable spout for top in brushed steel	Ø 5,5 H 21,4	441
50130109	Comando remoto lavabo da piano Mae in acciaio satinato Mae remote control on deck in brushed steel	Ø 4 H 4,3	473
			914

Composizioni a catalogo

Compositions in the catalog | Compositions au catalogue | Kompositionen im Katalog | Composiciones en el catalogo

Composizione 7.7



COD.	DESCRIZIONE DESCRIPTION	DIMENSIONI DIMENSIONS	PREZZO PRICE
07CL1315	Base lavabo con cassetto in prefinito Rovere Bruno Rovere Bruno sink unit with drawer	L 70 P 46 H 48	767
T0SAA1202	Top in Shark bianco opaco con lavabo integrato Savon Shark top with integrated basin Savon white matt	L 70 P 46 H 48	601
			1368
50130107	Bocca lavabo orientabile da piano Mae in acciaio satinato Mae adjustable spout for top in brushed steel	Ø 5,5 H 21,4	441
50130109	Comando remoto lavabo da piano Mae in acciaio satinato Mae remote control on deck in brushed steel	Ø 4 H 4,3	473
			914

Composizione 7.8



COD.	DESCRIZIONE DESCRIPTION	DIMENSIONI DIMENSIONS	PREZZO PRICE
07CL1215	Base lavabo con cassetto in laccato opaco Grafite Grafite matt lacquered sink unit with drawer	L 70 P 46 H 36	823
85CL0212	Vano a giorno in lamiera verniciata nera Open element in black metal	L 30 P 46 H 36	450
T0SAA1205	Top in Shark bianco opaco con lavabo integrato Savon Shark top with integrated basin Savon white matt	L 100 P 46 H 1,2	680
			1953
50130107	Bocca lavabo orientabile da piano Mae in acciaio satinato Mae adjustable spout for top in brushed steel	Ø 5,5 H 21,4	441
50130109	Comando remoto lavabo da piano Mae in acciaio satinato Mae remote control on deck in brushed steel	Ø 4 H 4,3	473
			914

Composizione 8



COD.	DESCRIZIONE DESCRIPTION	DIMENSIONI DIMENSIONS	PREZZO PRICE
07CL1218	Base lavabo con cassetto in laccato opaco Beige Fresco Beige Fresco matt lacquered sink unit with drawer	L 100 P 46 H 36	910
85CL0212	Vano a giorno in laccato opaco Beige Fresco Beige Fresco unit with drawer	L 30 P 46 H 36	646
T0TM01212	Top di finitura in Corian® Pebble Terrazzo Pebble Terrazzo finishing top	L 130 P 46 H 1,2	666
010016101	Lavabo in appoggio O_O in Corian® Glacier White O_O over counter basin in Corian® Glacier White	Ø 50 H 12,5	935
			3157
86CL5702	Colonna con vano a giorno in laccato Beige Fresco Beige Fresco matt lacquered wall cabinet	L 37 P 36 H 172,5	1506
90223001	Schienale vano a giorno in laccato Beige Fresco Beige Fresco matt lacquered back open compartments		98
50130113	Miscelatore lavabo incasso piastra unica canna lunga Mae lucido Polished Mae built-in basin mixer with backplate and long spout	L 20,9 P 19 H 7	972
8AHAL002	Specchiera Halo con cornice in Corian® Glacier White Halo mirror with Corian® Glacier White frame	Ø 72 P 2,6	1095
90L01001	Portasalviette Moon in Corian® Glacier White Moon towel rail in Corian® Glacier White	L 45 P 7 H 4	207
83AR02	Lampada Arm.2 mini a parete bianca White Arm.2 Mini wall hung light	Ø 14 P 15 H 17	274
90F09005	Sgabello Fonte in frassino tinito olmo Wooden Fonte stool	L 44 P 38 H 40	542
			4694

Composizioni a catalogo


Compositions in the catalog | Compositions au catalogue | Kompositionen im Katalog | Composiciones en el catalogo

Composizione 9



COD.	DESCRIZIONE DESCRIPTION	DIMENSIONI DIMENSIONS	PREZZO PRICE
07CL1225	Base lavabo con cassetto in prefinito Rovere Bruno Rovere Bruno sink unit with drawer	L 70 P 52 H 36	772
09CL1223	Base con cassetto in prefinito Rovere Bruno Rovere Bruno unit with drawer	L 40 P 52 H 36	624
85CL0222	Vano a giorno in Corian Ash Aggregate Corian Ash Aggregate open element	L 30 P 52 H 36	1154
T0TM01313	Top in Corian Ash Aggregate Corian Ash Aggregate top	L 140 P 52 H 1,2	759
05104601	Lavabo integrato Scivolo in Corian Ash Aggregate Corian Ash Aggregate integrated Sloping washbasin	L 60 P 30	1315
			4624
07CL1225	Base lavabo con cassetto in prefinito Rovere Bruno Rovere Bruno sink unit with drawer	L 70 P 52 H 36	772
09CL1223	Base con cassetto in prefinito Rovere Bruno Rovere Bruno unit with drawer	L 40 P 52 H 36	624
85CL0222	Vano a giorno in prefinito Rovere Bruno Rovere Bruno open element	L 30 P 52 H 36	618
T0TM11313	Top in Korakril Tortora Korakril Tortora top	L 140 P 52 H 1,2	620
05111601	Lavabo integrato Rettangolare in Korakril Tortora Korakril Tortora integrated Rectangular washbasin	L 60 P 31	620
SMART SOLUTION			3254
8AIMN0001	Specchiera Inside.2 Inside.2 mirror	L 60 P 5 H 70	1433
50130111	Miscealtore lavabo incasso due fori canna lunga a parete Mae in acciaio satinato Mae two-hole built-in basin mixer long spout	L 19 H 7	773
90001001	Portasalviette in Corian® Ash Aggregate Corian® Ash Aggregate towel rail	L 45 P 8 H 10	428
90023001	Contentore porta oggetti in Corian® Ash Aggregate Wall holder shelf in Corian® Ash Aggregate	L 60 P 10 H 16	cad. 602
82NB01	Lampada Nabila a sospensione Nabilia suspended light	Ø 12 H 14,5	354
			3590

Composizione 9.1



COD.	DESCRIZIONE DESCRIPTION	DIMENSIONI DIMENSIONS	PREZZO PRICE
07CL1224	Base lavabo con cassetto in laccato opaco Grafite Grafite matt lacquered sink unit with drawer	L 60 P 52 H 36	cad. 815
85CL0221	Vano a giorno in Corian® Graylite Corian® Graylite open element	L 20 P 52 H 36	cad. 1052
T0TM01315	Top in Corian® Graylite Corian® Graylite top	L 160 P 52 H 1,2	932
05101502	Doppio lavabo Rettangolare in Corian® Graylite Corian® Graylite integrated Rectangular washbasin	L 50 P 30	cad. 1103
			6872
50130107	Bocca lavabo orientabile da piano Mae in acciaio satinato Mae adjustable spout for top in brushed steel	Ø 5,5 H 21,4	cad. 441
50130109	Comando remoto lavabo da piano Mae in acciaio satinato Mae remote control on deck in brushed steel	Ø 4 H 4,3	cad. 473
			914

Composizione 9.2



COD.	DESCRIZIONE DESCRIPTION	DIMENSIONI DIMENSIONS	PREZZO PRICE
07CL1324	Base lavabo con cassetto in laccato opaco Fango Luce Fango Luce matt lacquered sink unit with drawer	L 60 P 52 H 48	826
09CL1324	Base con cassetto in laccato opaco Fango Luce Fango Luce matt lacquered unit with drawer	L 60 P 52 H 48	826
85CL0321	Vano a giorno in prefinito Rovere Bruno Rovere Bruno open element	L 20 P 52 H 48	619
T0TM21313	Top in Korakril Sabbia Korakril Sabbia top	L 140 P 52 H 1,2	615
05129601	Lavabo integrato Ovale in Korakril Sabbia Korakril Sabbia integrated Oval washbasin	L 60 P 35	670
			3556
50130111	Miscealtore lavabo incasso due fori canna lunga a parete Mae in acciaio satinato Mae two-hole built-in basin mixer long spout	L 19 H 7	773
			773

Composizioni a catalogo

Compositions in the catalog | Compositions au catalogue | Kompositionen im Katalog | Composiciones en el catalogo

Composizione 9.3



COD.	DESCRIZIONE DESCRIPTION	DIMENSIONI DIMENSIONS	PREZZO PRICE
07CL2328	Base lavabo con doppio cassetto in laccato opaco Beige Fresco Beige Fresco matt lacquered sink unit with double drawer	L 100 P 52 H 48	1244
T0TM01309	Top in Corian® Ash Aggregate Corian® Ash Aggregate top	L 100 P 52 H 1,2	602
05105501	Lavabo integrato Moode in Corian® Ash Aggregate Corian® Ash Aggregate integrated Moode washbasin	L 58 P 31	913
			2759
50130107	Bocca lavabo orientabile da piano Mae in acciaio satinato Mae adjustable spout for top in brushed steel	Ø 5,5 H 21,4	441
50130109	Comando remoto lavabo da piano Mae in acciaio satinato Mae remote control on deck in brushed steel	Ø 4 H 4,3	473
			914

Composizione 9.4



COD.	DESCRIZIONE DESCRIPTION	DIMENSIONI DIMENSIONS	PREZZO PRICE
07CL1229	Base lavabo con cassetto in laccato opaco Bianco Bianco matt lacquered sink unit with drawer	L 120 P 52 H 36	988
T0TM41311	Top in Marmo Carrara Marmo Carrara top	L 120 P 52 H 2	607
05141603	Lavabo integrato Rettangolare in Marmo Carrara Marmo Carrara integrated Rectangular washbasin	L 55 P 30	1298
			2893
50130107	Bocca lavabo orientabile da piano Mae in acciaio satinato Mae adjustable spout for top in brushed steel	Ø 5,5 H 21,4	441
50130109	Comando remoto lavabo da piano Mae in acciaio satinato Mae remote control on deck in brushed steel	Ø 4 H 4,3	473
			914

Composizione 9.5



COD.	DESCRIZIONE DESCRIPTION	DIMENSIONI DIMENSIONS	PREZZO PRICE
07CL1224	Base lavabo con cassetto in prefinito Rovere Bruno Rovere Bruno sink unit with drawer	L 60 P 52 H 36	749
85CL0221	Vano a giorno in prefinito Rovere Bruno Rovere Bruno open element	L 20 P 52 H 36	593
T0TM01307	Top in Corian® Carbon Concrete Corian® Carbon Concrete top	L 80 P 52 H 1,2	539
05106001	Lavabo integrato Slope in Corian® Carbon Concrete con vassoio Bronzo Corian® Carbon Concrete integrated Slope washbasin with Bronze tray	Ø 39	1353
			3234
50130111	Miscealtore lavabo incasso due fori canna lunga a parete Mae in acciaio satinato Mae two-hole built-in basin mixer long spout	L 19 H 7	773
			773

Composizione 9.6



COD.	DESCRIZIONE DESCRIPTION	DIMENSIONI DIMENSIONS	PREZZO PRICE
07CL1124	Base lavabo con cassetto in laccato opaco Zenzero Base lavabo con cassetto in laccato opaco Zenzero	L 60 P 52 H 24	722
09CL1123	Base con cassetto in laccato opaco Zenzero Base con cassetto in laccato opaco Zenzero	L 40 P 52 H 24	594
T0TM01309	Top in Corian® Ash Aggregate Top in Corian® Ash Aggregate	L 100 P 52 H 1,2	602
01C011201	Lavabo Conca in Korakril Blend Lavabo conca in Korakril Belnd	L 48 P 38 H 12,5	462
91020601	Foro per lavabo appoggio Hole for over counter basin		85
			2465
50130111	Miscealtore lavabo incasso due fori canna lunga a parete Mae in acciaio satinato Mae two-hole built-in basin mixer long spout	L 19 H 7	773
			773

Composizioni a catalogo

Compositions in the catalog | Compositions au catalogue | Kompositionen im Katalog | Composiciones en el catalogo

Composizione 9.7



COD.	DESCRIZIONE DESCRIPTION	DIMENSIONI DIMENSIONS	PREZZO PRICE
07CL1226	Base lavabo con cassetto in laccato opaco Grafite Grafite matt lacquered sink unit with drawer	L 80 P 52 H 36	873
85CL0221	Vano a giorno in lamiera materica Open element in metal rough effect	L 20 P 52 H 36	cad. 633
TOTM01311	Top in Corian® Carbon Aggregate Corian® Carbon Aggregate top	L 120 P 52 H 1,2	685
01C011202	Lavabo Conca in Korakril Blend Conca over counter basin in Korakril Blend	L 58 P 38 H 12,5	502
91020601	Foro per lavabo appoggio Hole for over counter basin		85
			3411

50130111	Miscealtore lavabo incasso due fori canna lunga a parete Mae in acciaio satinato Mae two-hole built-in basin mixer long spout	L 19 H 7	773
			773

Composizione 9.8



COD.	DESCRIZIONE DESCRIPTION	DIMENSIONI DIMENSIONS	PREZZO PRICE
07CL1324	Base lavabo con cassetto in laccato opaco Grigio Luce Grigio Luce matt lacquered sink unit with drawer	L 60 P 52 H 48	826
09CL2323	Base con cassetto in laccato opaco Grigio Luce Grigio Luce unit with drawer	L 40 P 52 H 48	923
TOTM01309	Top in Corian® Pebble Terrazzo Corian® Pebble Terrazzo top	L 100 P 52 H 1,2	602
01PA11201	Lavabo in appoggio Pan in Korakril Blend Pan over counter washbasin in Korakril Blend	Ø 45 H 22	550
91020601	Foro per lavabo appoggio Hole for over counter basin		85
			2986

50130111	Miscealtore lavabo incasso due fori canna lunga a parete Mae in acciaio satinato Mae two-hole built-in basin mixer long spout	L 19 H 7	773
			773

Composizione 9.9



COD.	DESCRIZIONE DESCRIPTION	DIMENSIONI DIMENSIONS	PREZZO PRICE
07CL1324	Base lavabo con cassetto in laccato opaco Verde Pino Verde Pino matt lacquered sink unit with drawer	L 60 P 52 H 48	826
85CL0322	Vano a giorno in prefinito Rovere Bruno Rovere Bruno open element	L 30 P 52 H 48	646
TOTM01308	Top in Corian® Glacier White Corian® Glacier White top	L 90 P 52 H 1,2	397
01M011201	Lavabo in appoggio Moode in Corian® Glacier White Moode over counter washbasin in Corian® Glacier White	L 60 P 34 H 15	715
91020601	Foro per lavabo appoggio Hole for over counter basin		85
			2669

50130111	Miscealtore lavabo incasso due fori canna lunga a parete Mae in acciaio satinato Mae two-hole built-in basin mixer long spout	L 19 H 7	773
			773

Composizione 9.10



COD.	DESCRIZIONE DESCRIPTION	DIMENSIONI DIMENSIONS	PREZZO PRICE
07CL2329	Base lavabo con cassetto in laccato opaco Zenzero Zenzero matt lacquered sink unit with double drawer	L 120 P 52 H 48	1327
TOTM01311	Top in Corian® Glacier White Corian® Glacier White top	L 120 P 52 H 1,2	439
010016101	Lavabo in appoggio O_O in Corian® Glacier White O_O over counter washbasin in Corian® Glacier White	Ø 50 H 12,5	935
91020601	Foro per lavabo appoggio Hole for over counter basin		85
			2786

50130111	Miscealtore lavabo incasso due fori canna lunga a parete Mae in acciaio satinato Mae two-hole built-in basin mixer long spout	L 19 H 7	773
			773

Composizioni a catalogo

Compositions in the catalog | Compositions au catalogue | Kompositionen im Katalog | Composiciones en el catalogo

Composizione 10



COD.	DESCRIZIONE DESCRIPTION	DIMENSIONI DIMENSIONS	PREZZO PRICE
07CL1325	Base lavabo con cassetto in argilla Grafite Grafite clay sink unit with drawer	L 70 P 52 H 48	1280
09CL1322	Base con doppio cassetto in argilla Grafite Grafite clay unit with double drawer	L 30 P 52 H 48	1054
T0TM21309	Top in Korakril Stone Sabbia Korakril Stone Sabbia top	L 100 P 52 H 1,2	439
05114601	Lavabo integrato Scivolo in Korakril Stone Sabbia Korakril Stone Sabbia integrated Sloping washbasin	L 60 P 31	620
			3393

50170107	Bocca lavabo orientabile da piano Drop verniciato nero Drop adjustable spout for top black matt lacquered	Ø 5 H 10,7	372
50170109	Comando remoto lavabo da piano Drop verniciato nero Drop remote control on deck black matt lacquered	Ø 4,2 H 13,3	462
90018001	Mensola a muro in lamiera verniciata nera opaca Wall shelf in black metal	L 30 P 10 H 8	207
8ATDB0003	Specchiera Rettangolo con cornice in Corian® Deep Cloud Speccheira Rettangolo with Corian® Deep Cloud frame	L 100 P 3 H 48	836
84MT01	Lampada Metrolineare a sospensione in metallo nero, monoemissione Suspension Metrolineare lamp in black metal, static	L 100 P 2,4 H 3	644
			2521

Composizione 10.1



COD.	DESCRIZIONE DESCRIPTION	DIMENSIONI DIMENSIONS	PREZZO PRICE
07CL1224	Base lavabo con cassetto in prefinito Rovere Bruno Rovere Bruno sink unit with drawer	L 60 P 52 H 36	749
85CL0221	Vano a giorno in laccato opaco Fango Luce Fango Luce open element	L 20 P 52 H 36	cad. 667
T0TM21315	Top in Korakril Stone Grigio Scuro Korakril Stone Grigio Scuro top	L 160 P 52 H 1,2	405
05124501	Lavabo integrato Rettangolare Morbido in Korakril Stone Grigio Scuro Korakril Grigio Scuro integrated Rectangular with round edge washbasin	L 50 P 32	cad. 670
			3828

50130111	Miscealtore lavabo incasso due fori canna lunga a parete Mae in acciaio satinato Mae two-hole built-in basin mixer long spout	L 19 H 7	773
			773

Composizione 10.2



COD.	DESCRIZIONE DESCRIPTION	DIMENSIONI DIMENSIONS	PREZZO PRICE
07CL1228	Base lavabo con cassetto in laccato opaco Verde Pino Verde Pino matt lacquered sink unit with drawer	L 100 P 52 H 36	934
T0TM11309	Top in Korakril Stone Grigio Korakril Stone Grigio top	L 100 P 52 H 1,2	439
T0TM21309	Lavabo integrato Ovale in Korakril Stone Grigio Korakril Stone Grigio integrated Oval washbasin	L 60 P 35	670
			2043

50130111	Miscealtore lavabo incasso due fori canna lunga a parete Mae in acciaio satinato Mae two-hole built-in basin mixer long spout	L 19 H 7	773
			773

Materiali

Materials

Corian® è un materiale non poroso, omogeneo e inalterabile alla luce, composto da $\pm 1/3$ di resina acrilica (polimetilmetacrilato o PMMA) e da $\pm 2/3$ di sostanze minerali. Il componente principale è il tri-idrato di alluminio (ATH), minerale derivato dalla bauxite, da cui si ricava l'alluminio. Dal 1967, anno della sua produzione, a oggi il Corian® ha dimostrato di essere un materiale resistente, versatile e igienico. Non essendo poroso, muffe e batteri non trovano appigli e non possono diffondersi nelle giunture o sotto la superficie. Inerte e non tossico, in condizioni normali di temperatura non emette gas. Quando viene bruciato rilascia ossidi di carbonio, il fumo è leggero e non contiene gas alogeni tossici. Per ulteriori informazioni consultare il sito internet: www.dupont.it

Corian® is a solid, non-porous, homogeneous surfacing material, composed of $\pm 1/3$ acrylic resin (also known as Polymethyl Methacrylate or PMMA), and $\pm 2/3$ of natural minerals. These minerals are composed of Aluminium Trihydrate (ATH) derived from bauxite, an ore from which aluminium is extracted. Since its birth in 1967 Corian® has proved to be really resistant, versatile and hygienic. Being a non-porous material, mold and bacteria cannot root nor spread themselves in the joints or under the surface. Corian® is non-toxic and inert. In normal temperature conditions is not emitting gas. If burnt releases mostly carbon monoxide and the light smoke does not have any halogen toxic gas. For further information on its composition, consult the website: www.corian.uk

Corian® est un matériel de revêtement homogène massif et non poreux, composé de $\pm 1/3$ de résine acrylique (également connue sous le nom de Polyméthyle Méthacrylate ou

Corian®



Impiegato per la realizzazione di top, lavabi, piatti doccia, vasche, rivestimenti e accessori. | Used for the realisation of tops, washbasins, shower trays, bathtubs, wall panelling and accessories | Employé pour plans, vasques, receveurs de douche, baignoire, revêtement mural et accessoires | Es wurde für die Herstellung von Platten, Waschbecken, Duschtassen und Badewannen entwickelt | Es empleado para la realización de encimeras, lavabos, platos de ducha, bañeras, revestimiento de paredes y accesorios

PMMA), et de $\pm 2/3$ de minéraux naturels. Son composant principal est le Trihydrate de la bauxite (ATH), un minéral dérivé de la bauxite, le minéral dont on extrait l'aluminium. Depuis sa naissance en 1967, Corian® a démontré d'être vraiment résistant, versatile et hygiénique. Etant aussi un matériel homogène et non-poreux, moisissures et bactéries ne se déposent pas ni dans les joint et ni en dessous de la surface. Corian® est inerte et nontoxique. En condition de température normale, il génère aucune émission de gaz. En cas de combustion, il émet surtout des oxydes de carbone et le fumée est léger et contient pas des gaz halogènes toxiques. Pour plus d'information, consultez le site: www.dupontdenemours.fr

Corian® ist ein massives, nicht poröses und homogenes Oberflächenmaterial aus $\pm 1/3$ Acrylharz (auch als Polymethylmetacrylat oder PMMA bekannt) und $\pm 2/3$ natürlichen Mineralien. Der Hauptbestandteil ist das Mineral Aluminiumhydroxid (ATH), das aus Bauxit (Aluminiumerz) gewonnen wird. Seit der Markteinführung im Jahr 1967 hat sich Corian® als langlebiges und nutzerfreundliches Material bewährt. Das porenlose, massive Corian® kann optisch fugenlos verarbeitet werden und verfügt deshalb über eine besonderes hygienische Oberfläche. Diese verhindert das Wachstum von Bakterien oder Schimmelpilzen. Corian® ist ein inaktives, nicht toxisches Material. Bei Normaltemperatur kommt es zu keiner Gasentwicklung. Wird es verbrannt, setzt der Werkstoff hauptsächlich Kohlendioxid frei. Der Rauch ist optisch hell und enthält keine toxischen halogenierten Gase. Informationen zur Materialzusammensetzung entnehmen Sie bitte dem Corian® auf: www.dupont.de

Corian® es un material no poroso, homogéneo e inalterable a la luz, compuesto de $\pm 1/3$ de resina acrilica (también conocida como Polimetilmetacrilato o PMMA) y $\pm 2/3$ de minerales naturales. Su principal ingrediente es el mineral trihidrato de aluminio (ATH), un derivado de la bauxita que sirve de base para la producción de aluminio. Desde su introducción en 1967, Corian® ha demostrado ser un material resistente, versátil e higiénico. Como no es poroso, el moho y las bacterias no encuentran bodegas y no pueden propagarse en las articulaciones o debajo de la superficie. Corian® es un material inerte y no tóxico. Bajo condiciones normales de temperatura, no emite gases. Cuando se quema, principalmente desprende gas carbónico, el humo que genera es liviano y no contiene gases halogenados tóxicos. Para tener más información sobre la composición del material, consulte Corian® la página: www.dupont.es

-  non poroso
non porous
-  igienico
hygienic
-  termoformabile
thermo-formable
-  facilmente ripristinabile
easy restorable
-  assenza di giunzioni
absence of joints
-  inalterabile alla luce
lightfast

Korakril



Impiegato per la realizzazione di top, lavabi, e vasche | Used for the production of tops, washbasins and bathtubs | Employé pour plans, vasques et baignoires | Wird für die Herstellung von Platten, Waschbecken und Badewannen verwendet | Empleado para la realización de encimeras, lavabos y bañeras.

Materiale realizzato con una miscela di resine acriliche e minerali naturali, il Korakril è resistente, igienico, antistatico, inalterabile alla luce, resistente alle macchie e termoformabile: le lastre scaldate possono essere modellate con stampi di legno o metallo, creando forme bi e tridimensionali. La sua particolare composizione permette di realizzare top in totale assenza di giunzioni percettibili con il vantaggio di una continuità estetica all'interno delle composizioni. L'uniformità del materiale impedisce che si possano verificare punti critici per lo sporco o il deposito di batteri e muffe. Questo materiale viene realizzato sia in versione bianca opaca sia in quella colorata disponibile in cinque differenti tonalità. La presenza discreta di granuli visibili dei vari minerali di diverse dimensioni e cromie, conferisce un aspetto materico alla superficie mantenendo la sua omogeneità nell'intera superficie.

Material realised with a mixture of acrylic resins and natural minerals. Korakril is resistant, hygienic, anti-static, inalterable to light, stain resistant and can be thermoformed: the heated slabs can be moulded with wooden or metal moulds, creating two and three-dimensional shapes. The particular composition of Korakril enables the manufacture of tops without visible joints that make the composition continuative. With its uniformity, you will not find critical point for the deposit of dust and neither for bacteria. This material is made both in a matt white version and in a colored one available in five different shades. The discreet presence of different sizes and colours of various minerals visible grains, gives the surface a texture effect while maintaining its homogeneity throughout the entire surface.

C'est un matériel réalisé avec un mélange des résines acryliques. Korakril est résistant, hygiénique,

antistatique, inaltérable à la lumière, résistant aux taches et thermoformable: les dalles chauffées peuvent être modélisées avec des moules en bois ou en métal, en créant des formes bidimensionnelles et tridimensionnelles. Sa particulière composition permet de réaliser des plans tops sans joints visibles avec l'avantage d'avoir une continuité esthétique à l'intérieur des compositions. L'uniformité de ce matériel empêche la formation des points critiques pour la poussière ou l'accumulation des bactéries. Ce matériau est fabriqué soit en version blanc mat soit en couleur disponible en cinq teintes différentes. La présence discrète de grains visibles de divers minéraux de différentes tailles et couleurs donne à la surface un aspect matériel tout en conservant son homogénéité sur toute la surface.

Ist eine Mischung von Acrylharzen und natürlichen Mineralen. Korakril ist fest, hygienisch, antistatisch, lichteht, fleckbeständig und man kann es Thermoformen: die beheizten Platten können mit Holzoder Metallformen modelliert werden, um bi oder dreidimensionale Formen zu schaffen. Mit dieser speziellen Zusammensetzung, kann man mit Korakril Platten ohne Verbindungen realisieren, die den Kompositionen eine schöne ästhetische Kontinuität bieten. Die Gleichmäßigkeit des Material gibt die Möglichkeit eine andauernde saubere Oberfläche ohne kritische Punkte für Schmutz zu haben. Inert und ungiftig, es kann an öffentlichen Plätzen verwendet werden, da es keinerlei Gas ausströmt. Die Herstellung von Korakril entsteht mit Systemen, die den Abfall minimieren, der jedoch auch in den Produktionsprozess zurückgeführt wird, ein optimiertes Verfahren, das auf die maximale Energieeinsparung führt.

Es un material realizado por una mezcla de resinas acrílicas y minerales naturales. Korakril es resistente, higiénico, antiestático, inalterable a la luz, resistentes a las manchas y puede ser thermoformado: las losas calentadas pueden ser modeladas con moldes de madera o de metal, creando formas bidimensionales y tridimensionales. La composición particular de Korakril permite realizar encimeras en total ausencia de uniones perceptibles donando continuidad estética a las composiciones. La uniformidad del material no permite el deposito de mugre y bacterias. Este material está hecho tanto en una versión blanca mate como en una de color disponible en cinco tonos diferentes. La presencia discreta de granos visibles de varios minerales de diferentes tamaños y colores le da a la superficie una apariencia máterica mientras mantiene su homogeneidad en toda la superficie

-  non poroso
non porous
-  igienico
hygienic
-  materiale a iniezione
Injection material
-  facilmente ripristinabile
easy restorable
-  assenza di giunzioni
absence of joints
-  inalterabile alla luce
lightfast

Korakril Blend



Impiegato per la realizzazione di vasche stampate e lavabi | Used for the realization of injected basins and bathtubs | Utilisé pour la réalisation de vasque injectées et baignoires | Verwendet für die Realisierung von gegossenen Waschbecken | Se utiliza para la realización de los lavabos inyectados y baneras

Parte della famiglia dei Solid Surface, Korakril Blend è un materiale realizzato dalla combinazione tra minerali naturali e resine di altissima qualità. Korakril Blend nasce sottoforma di resina liquida che viene iniettata in stampi per creare il prodotto finale. Grazie a questi processi di lavorazione, Korakril Blend risulta un materiale compatto e omogeneo sull'intera superficie che, non presentando nessuna porosità, lo rende igienico, ignifugo e antibatterico.

As a solid surface, Korakril Blend is a material made from the combination of natural minerals and very high quality resins. Korakril Blend is basically in the form of liquid resin which is injected into molds to create the final product. Thanks to these manufacturing processes, Korakril Blend is a compact and homogeneous material on the entire surface which, without presenting any porosity, makes it hygienic, flame retardant and antibacterial.

Faisant partie de la famille Solid Surface, le Korakril Blend est un matériau fabriqué à partir de la combinaison de minéraux naturels et de résines de très haute qualité. Korakril Blend est né sous forme de résine liquide qui est injectée dans des moules pour créer le produit final. Grâce à ces procédés de fabrication, Korakril Blend est un matériau compact et homogène sur toute la surface qui, sans présenter de la porosité, le rend hygiénique, ignifuge et antibactérien.

Verbundwerkstoff mit 2/3 Aluminiumhydrate, gemischt mit Polyesterharzen, modifiziert mit Acrylmonomeren mit hohen chemischen und mechanischen Leistungen gemacht, um die Homogenität und die Gleichförmigkeit durch die Dicke zu gewährleisten. Kompakte Bauweise, Beständigkeit gegenüber Chemikalien und / oder Lösungsmittel und Kratzfestigkeit sind die Hauptmerkmale von Korakril Mischung.

Parte de la familia de Solid Surface, Korakril Blend es un material hecho de la combinación de minerales naturales y resinas de muy alta calidad. Korakril Blend nació en forma de resina líquida que se inyecta en moldes para crear el producto final. Gracias a estos procesos de fabricación, Korakril Blend es un material compacto y homogéneo en toda la superficie que, sin presentar porosidad, lo hace higiénico, ignífugo y antibacteriano.



non poroso
non porous



igienico
hygienic



Materiale a iniezione
Injection material



facilmente ripristinabile
easy restorable

Korakril Stone



Impiegato per la realizzazione di piani | Used for the realization of tops | Utilisé pour la réalisation de plans | Verwendet für die Realisierung von Tops | Se utiliza para la realización de las encimeras

Korakril Stone è un materiale che fa parte della famiglia dei Solid Surface ed è costituito dalla combinazione di più minerali naturali e resina polimerica prestazionale. I minerali di cui è composto sono di varie colorazioni e dimensioni, per questo motivo viene fornito in cinque tonalità che, pur mantenendo l'omogeneità in tutto lo spessore, caratterizza la superficie con un marcato effetto materico tipico delle pietre naturali. Grazie a queste sue proprietà, il Korakril Stone risulta durevole e facilmente ripristinabile nel caso di piccoli tagli o graffi lungo la superficie.

Korakril Stone is part of the family of Solid Surface materials, consisting of the combination of several natural minerals and performing polymer resin. The minerals of which composed it are of various colors and sizes, for this reason it is supplied in five shades which, while maintaining homogeneity throughout the thickness, characterizes the surface with a marked texture effect typical of natural stones. Thanks to these properties, Korakril Stone is durable and easy to restore in the case of small cuts or scratches along the surface.

Korakril Stone est un matériau qui fait partie de la famille des Solid Surface, formé par la combinaison de plusieurs minéraux naturels et de résine de polymère performante. Les minéraux dont il est composé sont de différentes couleurs et tailles, c'est pour ça que il est fourni en cinq teintes qui, tout en conservant une homogénéité dans toute l'épaisseur, caractérisent la surface avec un effet structuré mtypique des pierres naturelles. Grâce à ces propriétés, le Korakril Stone est durable et facile à restaurer en cas de petites coupures ou rayures le long de la surface.

Korakril Stone ist Teil der Familie der Solid Surface Materialien, bestehend aus der Kombination von mehreren natürlichen Mineralien und Polymer-Harz. Der Korakril Stone ist kompakt, nicht beschichtet oder laminiert

und ermöglicht eine elegante Ausführung und hoher Leistung. Die hygienische Oberfläche, fiammwidrig, nicht porös, ist langlebig und leicht zu reinigen mit gängigen Reinigungsmitteln. Die Zusammensetzung und die Farbe von Korakril Stone, die in verschiedenen Farbtönen erhältlich sind, machen sie homogen in ihrer gesamten Stärke: Aufgrund dieser besonderen Merkmale können kleine Schnitte und Kratzer (in der glatten Oberfläche) leicht entfernt werden und das Produkt seine originale Schönheit zurückbringen.

Korakril Stone es parte de la familia de materiales Solid Surface, consiste en la combinación de varios minerales naturales y resina polimérica performante. El Korakril Stone es compacto, no recubierto ni laminado, y permite unas instalaciones elegantes y con alto rendimiento. Los minerales que lo componen son de varios colores y tamaños, por esta razón se suministra en cinco tonos que, si bien mantienen la homogeneidad en todo el grosor, caracterizan la superficie con un marcado efecto materico típico de las piedras naturales. Gracias a estas propiedades, Korakril Stone es duradero y fácil de restaurar en caso de pequeños cortes o rasguños a lo largo de la superficie.



non poroso
non porous



igienico
hygienic



Materiale a iniezione
Injection material



facilmente ripristinabile
easy restorable



effetto materico
texture effect



Impiegato per la realizzazione del lavabo Murano | Used for the realisation of Murano over counter basin | Employé pour vasque en verre du Murano | Murano wird für Waschbecken verwendet | Es empleado para la realización de Lavabo Murano en vidrio.

100% vetro. Soffiati dai mastri vetrai di Murano, i lavabi in vetro di Murano prendono forma in stampi di legno creati appositamente per Rexa Design. La loro particolarità è quella di presentare bolle d'aria, imperfezioni e variazioni di spessore dovute alla lavorazione manuale, elementi che non sono mai considerabili difetti.

100% glass. Blown by the master glassmakers of Murano, the Murano glass washbasins take shape in wooden molds created specifically for Rexa Design. Their particularity is to present air bubbles, imperfections and thickness variations due to manual processing, elements that are never considered defects.

100% verre. Soufflés par les maîtres verriers de Murano, les lavabos en verre de Murano prennent formé dans des moules en bois créés spécialement pour Rexa Design. Leur particularité est de présenter des bulles d'air, des imperfections et des variations d'épaisseur dues au traitement manuel, éléments qui ne sont jamais considérés comme des défauts.

100% Glas. Das Muranoglas wird handgeblasen, und nimmt seine Form aus einer Holzform, die speziell für Rexa Design geschaffen wurde. Es kann Luftblasen oder andere Mängel haben, das ist aber die Eigenschaft von Muranoglas.

100% vidrio Soplados por los maestros vidrieros de Murano, los lavabos de cristal de Murano toman forma en moldes de madera creados específicamente para Rexa Design. Su particularidad es presentar burbujas de aire, imperfecciones y variaciones de espesor debido al procesamiento manual, elementos que nunca se consideran defectos.


Pulizia
Utilizzare i normali prodotti per la pulizia del vetro avendo cura di risciacquare e asciugare bene.

Cleaning
Use normal glass cleaning products taking care to rinse and dry well.

Nettoyage
Utilisez des produits de nettoyage pour verre normaux en prenant soin de bien rincer et bien sécher.

Reinigung
Zur Reinigung nur neutrale Reinigungsmittel und keinen aggressiven Entkalker verwenden.

Limpieza
Use productos de limpieza de vidrio normales teniendo cuidado de enjuagar y secar bien.

 fatto a mano
handmade



Impiegato per la realizzazione di lavabi | Used for the construction of washbasins | Utilisé pour la construction de vasques | Verwendet für den Bau von Waschbecken | Se utiliza para la construcción de los lavabos.

Laterizi frantumati e malta di calce. Apprezzato dai romani per la bassissima permeabilità all'acqua, il Cocciopesto è un materiale naturale tradizionale. Lavorato artigianalmente, è reinterpretato in chiave contemporanea da Rexa Design e colorato in massa con trattamento poliuretano superciale per garantire inassorbienza e semplicità di pulizia.

Broken bricks and lime mortar. Appreciated by the Romans for the very low permeability to water, Cocciopesto is a traditional natural material. Handcrafted, it is reinterpreted in a contemporary way by Rexa Design and dyed with polyurethane surface treatment to ensure water resistance and ease of cleaning.

Briques brisées et mortier de chaux. Apprécié par les Romains pour la très faible perméabilité à l'eau, Cocciopesto est un matériau naturel traditionnel. Fabriqué de façon artisanale, il est réinterprété de façon contemporaine par Rexa Design et teint au moyen d'un traitement de surface polyuréthane pour assurer la résistance à l'eau et la facilité de nettoyage.

Ziegelbruch und Kalkmörtel. Cocciopesto ist ein traditionelles Naturmaterial das schon von den Römern für die sehr geringe Wasserdurchlässigkeit geschätzt wurde. Cocciopesto ist ein traditionelles Naturmaterial. Handgefertigt, es wird in einer zeitgenössischen Art und Weise von Rexa Design neu interpretiert und mit Polyurethan-Oberflächenbehandlung gefärbt mit einer wasserfesten Behandlung zur Erleichterung der Reinigung.

Ladrillos rotos y mortero de cal. Apreciado por los romanos por la muy baja permeabilidad al agua, Cocciopesto es un material natural tradicional. Producida de manera artesanal, se reinterpreta de manera contemporánea por Rexa Design y teñida con

tratamiento supercial de poliuretano para garantizar la resistencia al agua y facilidad de limpieza.


Pulizia
Per la pulizia utilizzare solo detersivi neutri e non anticalcare aggressivi.

Cleaning
For cleaning use only neutral detergents and non-strong descaler.

Nettoyage
Pour le nettoyage, utilisez uniquement des détergents neutres et pas d'anticalcaire agressif.

Reinigung
Zur Reinigung nur neutrale Reinigungsmittel und keinen aggressiven Entkalker verwenden.

Limpieza
Para la limpieza usar sólo detergentes neutros y desincrustantes no agresivos.

 fatto a mano
handmade



Impiegato per la realizzazione dei top integrati e lavabi | Used for the realization of integrated top and washbasins | Utilisé pour la réalisation de plans intégrés et vasques | Wird für die Produktion von integrierten Waschbecken und Waschbecken verwendet | Se utiliza para la realización de la lavabo integrados y lavabos.


I Marmi e i Graniti selezionati offrono la possibilità di inserire in casa materiali naturali con toni abbinabili alle collezioni bagno. Il Marmo bianco di Carrara lascia trasparire un leggero grigio chiaro che si scurisce nelle venature. I marmi: Carrara, Grigio Veneto, Marquinia, Grigio Carnico ed Emperador sono caratterizzati da venature. Sulla superficie dei marmi sono presenti delle porosità. Il Nero Assoluto è un Granito naturale nero, resistente, con un bassissimo assorbimento e una texture uniforme contenente piccoli elementi in avorio.


Marbles and Granites selected offer the opportunity to incorporate natural materials at home with tones matching the bathroom collections. The white Carrara marble reveals a light gray which darkens in the vein. The marbles: Carrara, Grigio Veneto, Marquinia, Grigio Carnico and Emperador are characterized by their veins. Porosity can be seen on the surface of marbles. The Nero Assoluto is a natural black granite, resistant, with very low absorption and a uniform texture containing small items made of ivory.

Marbres et granits sélectionnés offrent la possibilité d'insérer chez soi des matériaux naturels avec des tons correspondants aux collections de salle de bains. Le marbre blanc de Carrare révèle un gris clair qui obscurcit dans le veinage: Le marbre: Carrara, Grigio Veneto, Marquinia, Grigio Carnico et Emperador se caractérisent par leurs veines. Sur la surface des marbres il est possible de percevoir la porosité. Le granit Nero Assoluto noir est un produit naturel, durable, avec une très faible absorption et une texture uniforme contenant de petites parties en ivoire.

Ausgewählte Marmors und Granite bieten, mit den passenden Tönen zu den Badkollektionen die Möglichkeit, natürlichen Materialien zu Hause einzusetzen. Der weiße Carrara-Marmor zeigt einen hellgrauen

Ton, der in der Maserung dunkler wird. Die Marmor: Carrara, Grigio Veneto, Grigio Carnico, Marquinia und Emperador sind durch ihre Maserung gekennzeichnet. Auf der Oberfläche der Marmore ist die Porosität sichtbar. Der Nero Assoluto schwarze Granit ist ein natürliches, langlebiges Produkt, mit einer sehr geringen Absorption und einer einheitlichen Textur, mit kleinen Stücken aus Elfenbein.

 poroso
porous

 resistente
resistant

Pulizia
Pulire la superficie con acqua e detersivi neutri. I piani vengono trattati con un prodotto specifico (olio/idrorepellente) per migliorare le caratteristiche di resistenza all'assorbimento. È consigliabile trattare il piano con prodotti protettivi almeno una volta all'anno.

Cleaning
Clean the surface with water and mild detergents. The plans are treated with a specific product (oil/water-repellent) to improve the characteristics of resistance to the absorption. It is recommended to treat the top with protective products at least once a year.

Nettoyage
Nettoyer la surface avec de l'eau et des détergents doux. Les plans sont traités avec un produit spécifique (huile/produit hydrofuge) pour améliorer les caractéristiques de résistance à l'absorption. Il est recommandé de traiter le plan avec des produits de protection au moins une fois par année.

Reinigung
Reinigen Sie die Oberfläche mit Wasser und einem milden Reinigungsmittel. Die Platten werden mit einem bestimmten Produkt (Öl/Dichtmittel) behandelt, um die Eigenschaften der Beständigkeit gegen die Absorption zu verbessern. Es wird empfohlen, die Platte mit Schutzprodukten mindestens einmal im Jahr zu behandeln.

Limpieza
Limpiar la superficie con agua y detergentes suaves. Las encimeras son tratadas con un producto específico (aceite/sellante) para mejorar las características de resistencia a la absorción. Se recomienda tratar la encimera con productos de protección al menos una vez al año.

Lamiera



Impiegato per la realizzazione di vaschette, basi a giorno e accessori | Used for the production of trays, open units and accessories | Utilisé pour la fabrication de bacs, meuble à jour et accessoires | Wird für die Herstellung von Armaturen, Zubehör und Dusche-Profilen verwendet | Se utiliza para la producción de bandejas, elementos abiertos y accesorios

In base alla finitura che si vuole ottenere la lamiera subisce trattamenti differenti. In entrambi i casi si parte da una base in acciaio. Per la lamiera materica la superficie viene trattata galvanicamente, ovvero viene eseguita un'ossidazione manuale dell'acciaio in grado di conferire particolari effetti cromatici grazie alla formazione di "nuvolature" dalla diverse tonalità. Qualsiasi differenza rispetto al campione in visione è da considerarsi come caratteristica della lavorazione che può essere suscettibile a variazioni di tonalità e omogeneità. La lamiera con verniciatura opaca a polvere invece, si avvale di un sistema elettrostatico in cui l'oggetto passa in un forno di cottura apposito ad una temperatura media di 180°, dove la polvere prima si fonde e poi si polimerizza, ricoprendo l'oggetto di un sottile ma resistente e omogeneo strato di vernice.

Depending on the finish to be obtained, the metal undergoes different treatments. In both cases it starts from a steel base. For the rough metal, the surface is galvanically treated, that is, a manual oxidation of the steel is performed which is able to impart particular chromatic effects thanks to the formation of "clouds" of different shades. Any difference compared to the sample in view is to be considered as a characteristic of the processing that can be susceptible to variations in hue and homogeneity. The metal with matte powder coating instead, uses an electrostatic system in which the object passes into a special cooking oven at an average temperature of 180 °, where the powder first melts and then polymerizes, covering the object of a thin but resistant and homogeneous layer of paint.

Selon la finition à obtenir, le metal subit différents traitements. Dans tous les cas, il part d'une base en acier. Pour le métal brut, la surface est traitée galvaniquement, c'est-à-dire qu'une oxydation manuelle de l'acier est effectuée qui est capable de conférer des

effets chromatiques particuliers grâce à la formation de "nuages" de différentes nuances. Toute différence par rapport à l'échantillon considéré doit être considérée comme une caractéristique du traitement susceptible d'être sensible aux variations de teinte et d'homogénéité. Le metal avec un revêtement en poudre mat utilise à la place un système électrostatique dans lequel l'objet passe dans un four de cuisson spécial à une température moyenne de 180 °, où la poudre fond d'abord, puis polymérise, couvrant l'objet en couche mince mais résistante et homogène de peinture.

Je nach dem was fuer eine Ausfuehrung der Oberflaeche man wuenscht geht man von verschiedenen Arbeitsbehandlungen aus. Das Basismaterial ist jedoch immer Edelstahl. Bei der Oberflaeche Materica (Rofeffekt) wird eine galvanische Behandlung, sprich eine manuelle Oxidierung des Stahls gemacht, das wiederum diese unregelmässige wolkige Struktur erzeugt. Jedes Element in dieser Ausfuehrung ist einzigartig und ist mit dem Muster nicht identisch in den Strukturen. Hingegen die lackierte weiss/schwarz Version ist eine Pulverbeschichtung und matte Lackierung, die im Ofen eingebrannt wird und so sehr resistent wird.

Dependiendo del acabado a obtener, la lámina metálica se somete a diferentes tratamientos. En cualquier caso parte de una base de acero. Para el metal en bruto, la superficie está tratada galvánicamente, es decir, se realiza una oxidación manual del acero que puede impartir efectos cromáticos particulares gracias a la formación de "nubes" de diferentes tonos. Cualquier diferencia en comparación con la muestra a la vista debe considerarse como una característica del procesamiento que puede ser susceptible a variaciones en el tono y la homogeneidad. La lámina con

recubrimiento de polvo mate, en cambio, utiliza un sistema electrostático en el que el objeto pasa a un horno de cocción especial a una temperatura promedio de 180 °, donde el polvo primero se derrite y luego se polimeriza, cubriendo el objeto en una capa delgada pero resistente y homogénea de pintura

Pulizia
Per la pulizia ed il mantenimento utilizzare solo un panno di cotone inumidito con acqua o appositi prodotti neutri per superfici verniciate. Non usare panni abrasivi, solventi, alcool o detersivi aggressivi. Asciugare bene la superficie in caso di ristagno d'acqua.

Cleaning
For cleaning and maintenance use only a cotton cloth moistened with water or suitable neutral products for painted surfaces. Do not use abrasive cloths, solvents, alcohol or aggressive detergents. Dry the surface well in case of water stagnation.

Nettoyage
Pour le nettoyage et l'entretien, utilisez uniquement un chiffon en coton humidifié avec de l'eau ou des produits neutres appropriés pour les surfaces peintes. N'utilisez pas de chiffons abrasifs, de solvants, d'alcool ou de détergents agressifs. Bien sécher la surface en cas de stagnation d'eau.

Reinigung
Zur Reinigung und Wartung nur ein Baumwolltuch angefeuchtet mit Wasser oder spezielle neutrale Produkte für lackierte Oberflächen. Verwenden Sie keine Tücher Schleifmittel, Lösungsmittel, Alkohol oder Reinigungsmittel aggressiv. Trocknen Sie die Oberfläche gut Fall von Wasserstagnation.

Limpeza
Para la limpieza y el mantenimiento, use solo un paño de algodón humedecido con agua o productos neutros adecuados para las superficies pintadas. No utilice paños abrasivos, disolventes, alcohol o detergentes agresivos. Seque bien la superficie en caso de estancamiento de agua.



resistente
resistant



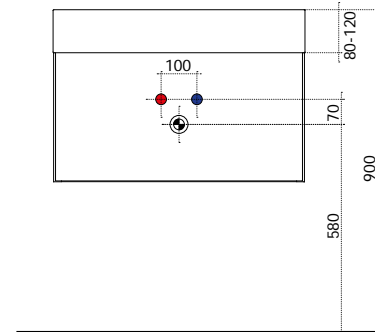
fatto a mano
handmade

Posizione scarichi

Drain position | Position évacuation | Wasserabläufe Position | Ubicación de los desagües

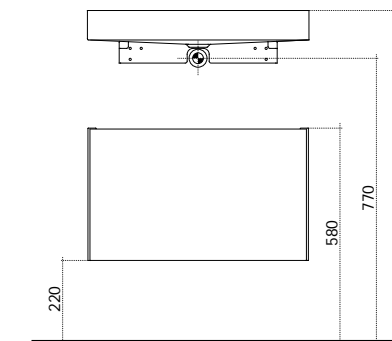
Lavabi in appoggio Compact Living P = 46 cm

Over counter Compact Living basins P = 46 cm | Vasques à poser Compact Living P = 46 cm | Compact Living Waschbecken P = 46 cm | Lavabos de apoyo Compact Living P = 46 cm



Lavabo sospeso in lamiera

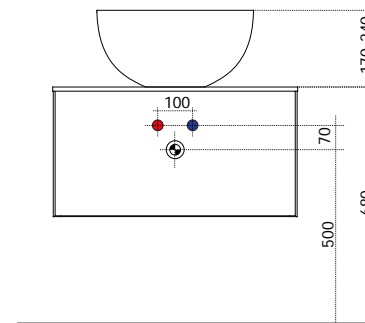
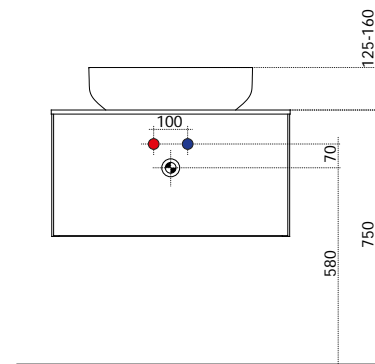
Wall-hung metal basin | Vasque en métal suspendue | Metallwandwaschbecken | Lavabo suspendido en metal



Valido solo con nostro sifone salvaspazio mini cod. 920005
Valid only with our space-saving siphon mini cod. 920005
Valable uniquement avec notre siphon gagne de place mini cod. 920005
Gültig nur mit unserm Siphon Mini Cod. 920.005
Válido solo con nuestro sifón salvaespacio mini cod. 920005

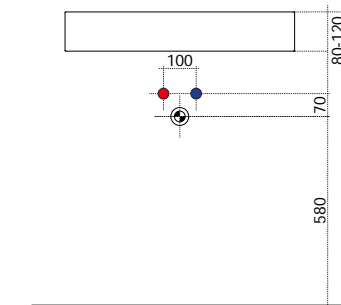
Lavabi in appoggio

Over counter basins | Vasques à poser | Waschbecken | Lavabos de apoyo



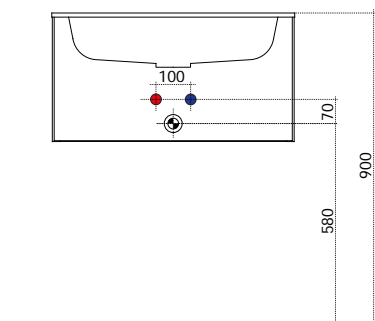
Lavabi sospesi P. 46

Wall-hung basins P. 46 | Vasques suspendues P. 46 | Wandwaschbecken T. 46 | Lavabos suspendidos P. 46



Lavabi integrati

Integrated washbasins | Plan vasques | Integriertem Beken | Lavabos integrado | Lavabi integrati



Condizioni di vendita

Condizioni di vendita



PRECIOS

Los precios en la siguiente lista de precios se expresan en Euros. Los precios son al público, IVA excluido. Cualquier otro impuesto o tasa, no mencionados en la lista de precios, deben calcularse por separado. Los precios no constituyen una oferta y están sujetos a cambios sin previo aviso. Los precios se entienden franco fábrica Rexa Design SRL, a menos de un acuerdo distinto.

PEDIDOS

Los pedidos son aceptados con la condición de "sujeto a la aprobación de la empresa." Los pedidos anticipados por teléfono deben ser confirmados por escrito; en caso contrario, Rexa Design SRL no aceptará responsabilidad alguna por errores de entrega. Los pedidos confirmados en Rexa Design Srl no se pueden cambiar, salvo por solicitud escrita y con la aprobación del vendedor.

CONDICIONES DE ENTREGA

Los plazos de entrega se calculan a partir de la recepción de la confirmación del pedido y de acuerdo con nuestro departamento de ventas. El incumplimiento o demora en la entrega, aunque acordada, o debido a fuerza mayor no constituye ningún derecho para el cliente a compensación, cancelación, retraso en el pago o devolución de mercancías. El vendedor no tiene ninguna responsabilidad y no puede hacerse cargo de los retrasos y costes adicionales causados por el despacho de aduanas, transporte, impuestos e inspecciones. Para los pedidos entregados franco fábrica (EXW), Rexa Design SRL se reserva el derecho a cobrar una tarifa diaria de almacenamiento por productos no recogidos dentro de los 15 días siguientes a la fecha de producción.

ENTREGA

En el territorio italiano y europeo, la condición de entrega es franco destino (CPT) salvo que se acuerde otras condiciones y que se indique en la confirmación de pedido / proforma. Para las entregas de pedidos en los que el total neto es menos de € 600,00, se aplica un importe fijo para el transporte de la siguiente manera:
- Italia y países de la UE: € 50,00.
- países fuera de la UE: € 150,00
Salvo que se indique lo contrario en la confirmación de pedido / proforma.
En el caso de EXW / FCA San Quirino (PN), de acuerdo con los Incoterms 2010, las mercancías viajan bajo la plena responsabilidad del comprador.
Las entregas por servicio de mensajería viajan con porte debido a menos que se acuerde otra cosa. No se hacen entregas a los clientes particulares.

TOLERANCIA

Todos los artículos pueden tener una tolerancia de +/- 1% de la medida pedida. En caso de complementos, replazos o reparaciones, las pequeñas diferencias no pueden en ningún caso ser objeto de controversia.

QUEJAS y DEVOLUCIONES

Las quejas de los daños causados por el transporte deben hacerse en el momento de la descarga; cualquier rotura o mercancía mancante tienen que ser avanzada directamente al transportista y registradas en los documentos de transporte. El vendedor sólo es responsable de los defectos en la fabricación, de acuerdo con la ley italiana, siempre que se reportan dentro de los ocho días siguientes a la recepción de la mercancía. Las devoluciones por defecto de fabricación deben ser autorizadas por escrito y deben ser recibidas perfectamente embaladas. La sustitución de la mercancía no significa la aceptación automática de la queja. El acreditado al cliente deberá hacerse sólo después de la devolución de la mercancía defectuosa y a condición que la responsabilidad sea reconocida por parte del vendedor. Se declina toda responsabilidad por los errores o anomalías encontradas en el montaje de nuestros productos, a menos que no hayan sido montados por de nuestro personal especializado.

PAGOS

No son válidos los pagos si no han sido hechos directamente a nuestra oficina en los términos y formas acordados. Ningunos gastos bancarios serán a cargo o en nombre de Rexa Design SRL. En caso de retraso en el pago, se aplicarán los intereses comerciales en la tasa de descuento oficial aumentados de 7 puntos (DL 231 del 10.09.02). La falta de pago de la cantidad de suministros dentro de la fecha de vencimiento, implica automáticamente la suspensión de las entregas en relación con los pedidos pendientes. Cláusula de reserva de propiedad: la mercancía es propiedad intelectual de Rexa Design Srl hasta el pago total de la factura correspondiente.

JURIDICION

Para cualquier controversia la jurisdicción es elegida en Pordenone (PN).

GARANTÍA

Los productos tienen una garantía de 2 años a partir de la fecha de facturación, si se instala de acuerdo con las instrucciones Rexa Design Srl y si se hace correctamente el mantenimiento y el uso que se da en nuestro manual.

Rexa Design Srl no se hace responsable por el desgaste natural o por causas atribuibles a la negligencia o culpa del comprador. Cualquier defecto del material proporcionado y notificado con prontitud, obligan a Rexa Design SRL sólo a su reparación, siempre que sea posible o a su replazo; el comprador todavía renuncia a partir de ahora a cualquier compensación por daños y perjuicios. Las descripciones y las características técnicas de los productos mencionados en esta lista de precios son meramente indicativos y no vinculantes.

Credits

Concept and graphics

Rexa Design

Art Direction

Monica Graffeo

Render

Iride

Stylist

Stefano Gaggero

Photolithography

Luce Group

Print

Arti Grafiche CM

CONTRA
Rete d'impresa

